



US00D924076S

(12) **United States Design Patent**
Hashimoto

(10) **Patent No.:** **US D924,076 S**

(45) **Date of Patent:** **** Jul. 6, 2021**

(54) **WATCH CASE**

5/02; A44C 5/027; A44C 5/04; A44C
5/08; A44C 5/10; A44C 5/102; A44C
5/105; A44C 5/107

(71) Applicant: **CASIO KEISANKI KABUSHIKI
KAISHA, Tokyo (JP)**

See application file for complete search history.

(72) Inventor: **Ichiro Hashimoto, Kanagawa (JP)**

(56) **References Cited**

(73) Assignee: **CASIO KEISANKI KABUSHIKI
KAISHA, Tokyo (JP)**

U.S. PATENT DOCUMENTS

(**) Term: **15 Years**

| | | | | |
|--------------|---------|-------------|-------|--------|
| D339,304 S * | 9/1993 | Kawashima | | D10/30 |
| D733,578 S * | 7/2015 | Ikezu | | D10/30 |
| D742,252 S * | 11/2015 | Akagi | | D10/30 |
| D754,549 S * | 4/2016 | Takahashi | | D10/38 |
| D781,159 S * | 3/2017 | Goto | | D10/38 |
| D829,111 S * | 9/2018 | Akagi | | D10/39 |
| D848,287 S * | 5/2019 | Nakai | | D10/38 |
| D874,948 S * | 2/2020 | Syoubayashi | | D10/39 |
| D897,866 S * | 10/2020 | Yamamoto | | D10/30 |
| D899,272 S * | 10/2020 | Hashimoto | | D10/30 |

(21) Appl. No.: **29/715,474**

(22) Filed: **Dec. 2, 2019**

(30) **Foreign Application Priority Data**

Jun. 5, 2019 (CN) 201930288352.5

(51) **LOC (13) Cl.** **10-02**

(52) **U.S. Cl.**
USPC **D10/30**

(58) **Field of Classification Search**
USPC D10/30-39, 65, 70, 97-98, 121-132;
D14/344; D11/3, 5, 12; D24/167, 186
CPC G04B 19/00; G04B 19/125; G04B 19/04;
G04B 19/048; G04B 19/065; G04B
19/08; G04B 19/10; G04B 19/103; G04B
19/106; G04B 19/12; G04B 19/18; G04B
19/22; G04B 19/223; G04B 19/24; G04B
19/243; G04B 19/28; G04B 19/283;
G04B 37/00; G04B 37/0008; G04B
37/0058; G04B 45/00; G04B 45/0069;
G04B 45/0076; G04B 47/06; G04B
47/063; G04G 19/06; A44C 5/00; A44C

* cited by examiner

Primary Examiner — Katherine Glennon

(74) *Attorney, Agent, or Firm* — Holtz, Holtz & Volek PC

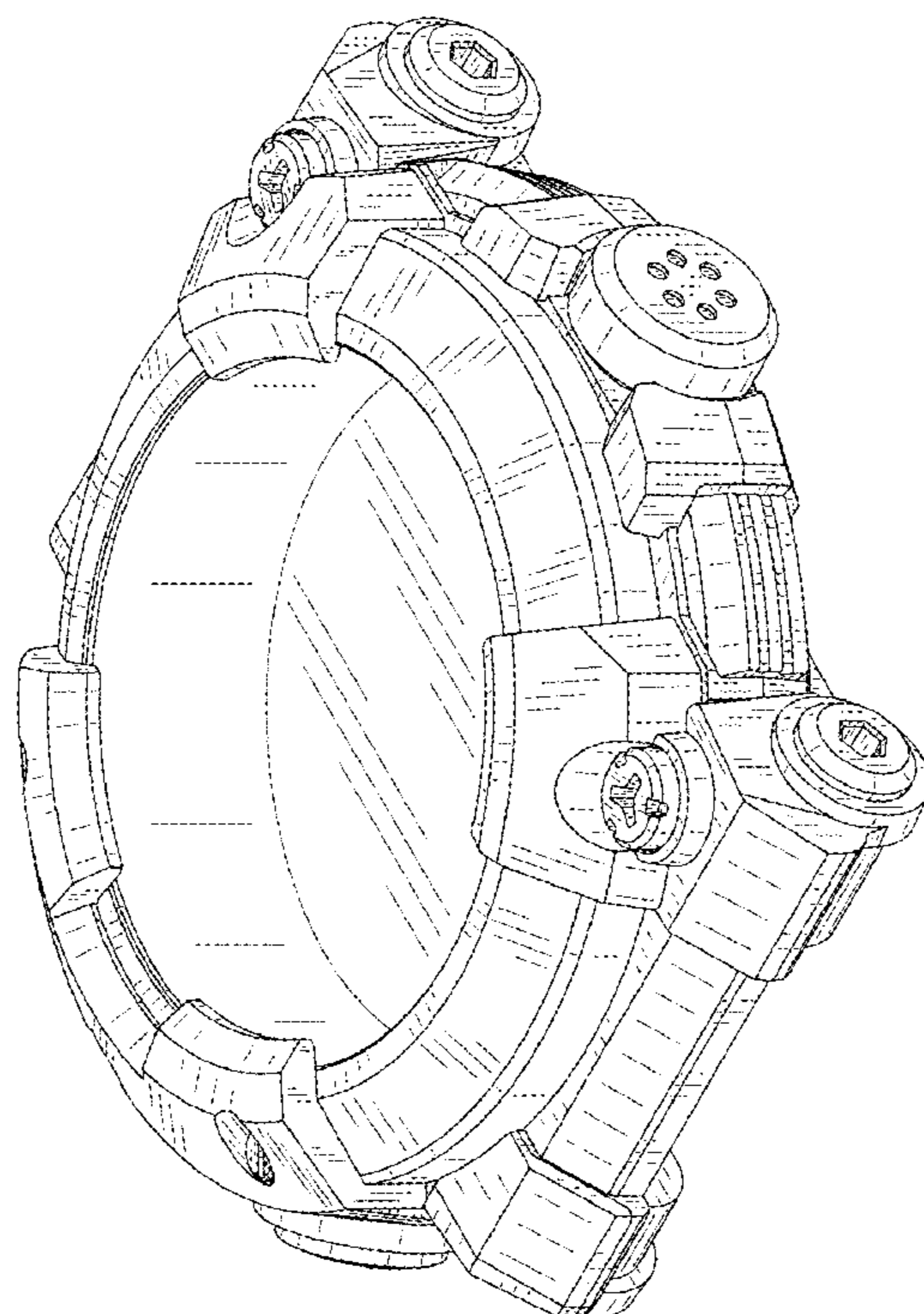
(57) **CLAIM**

The ornamental design for a watch case, as shown.

DESCRIPTION

FIG. 1 is a front, right side, bottom perspective view of a watch case showing my new design; FIG. 2 is a front elevational view thereof; FIG. 3 is a rear elevational view thereof; FIG. 4 is a left side view thereof; FIG. 5 is a right side view thereof; FIG. 6 is a top plan view thereof; and, FIG. 7 is a bottom plan view thereof.

1 Claim, 6 Drawing Sheets



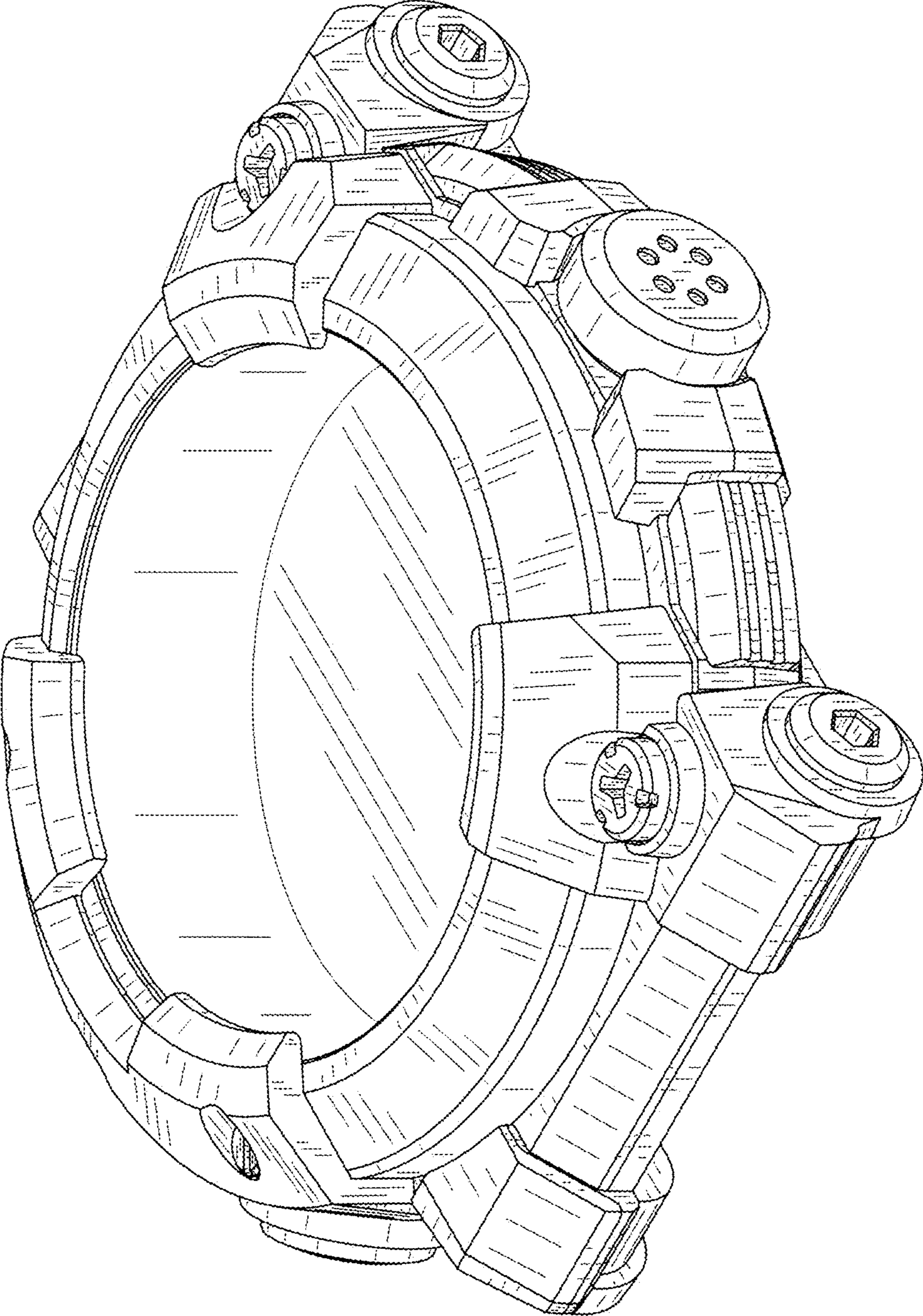


FIG. 1

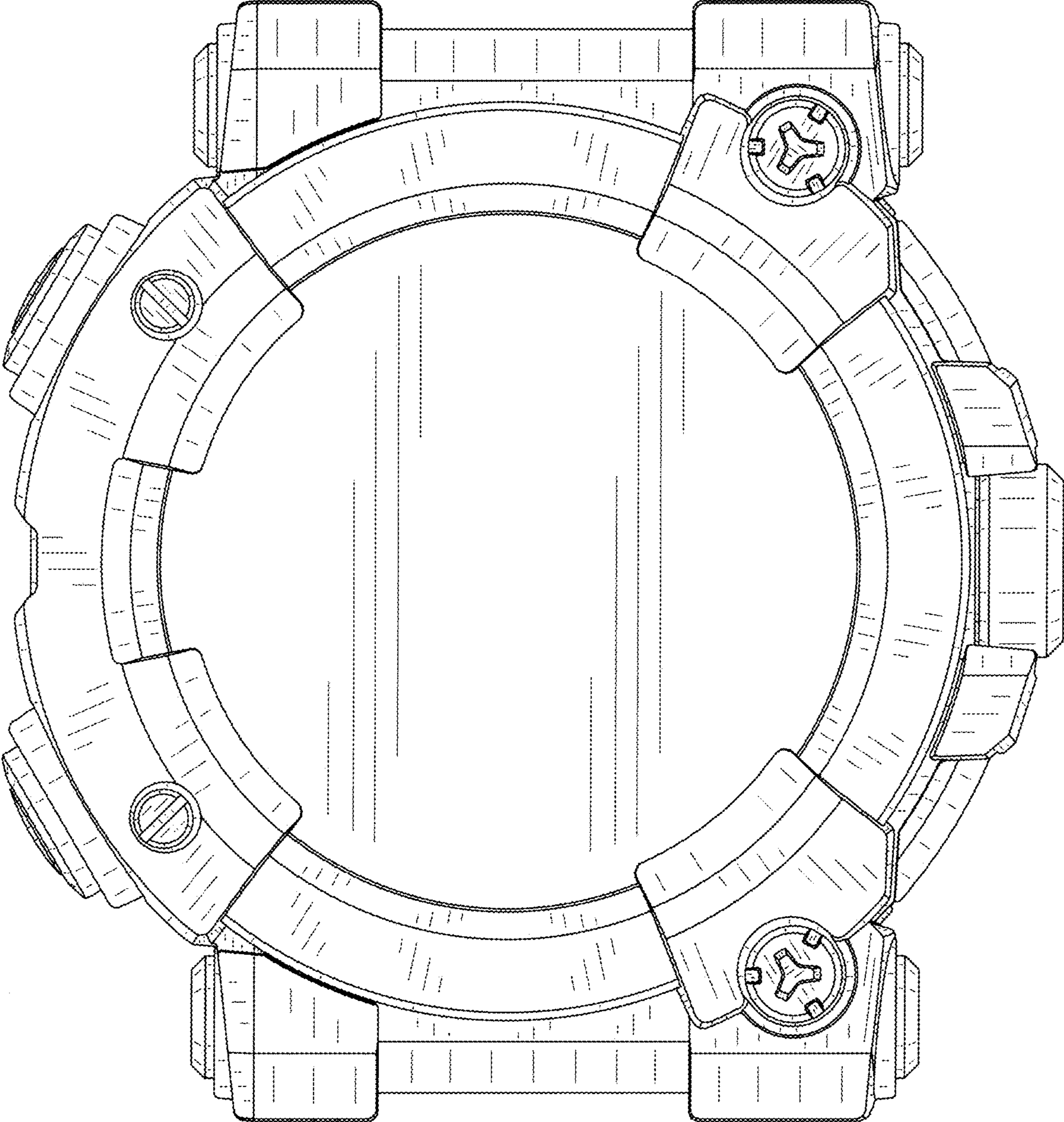


FIG. 2

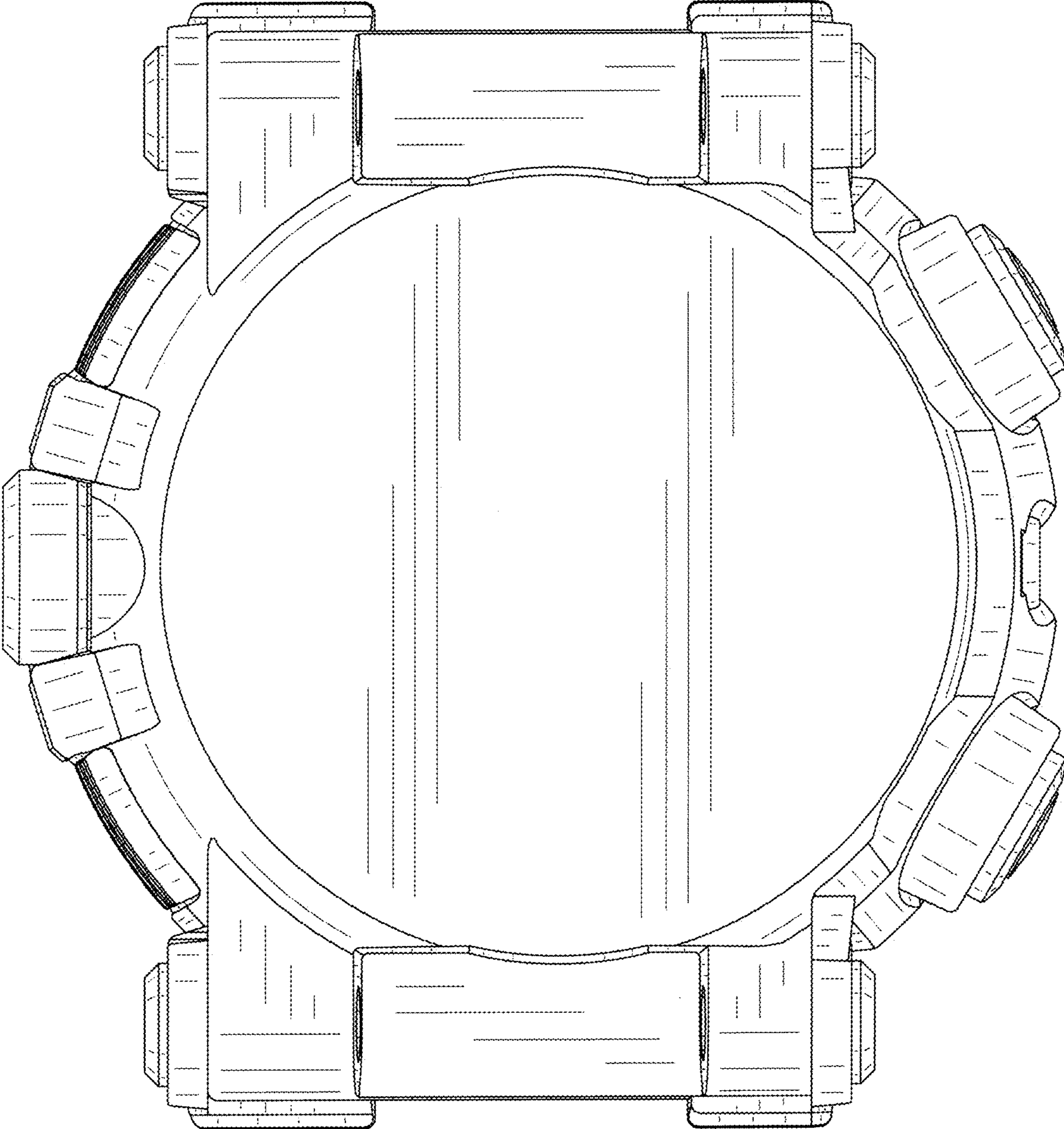


FIG. 3

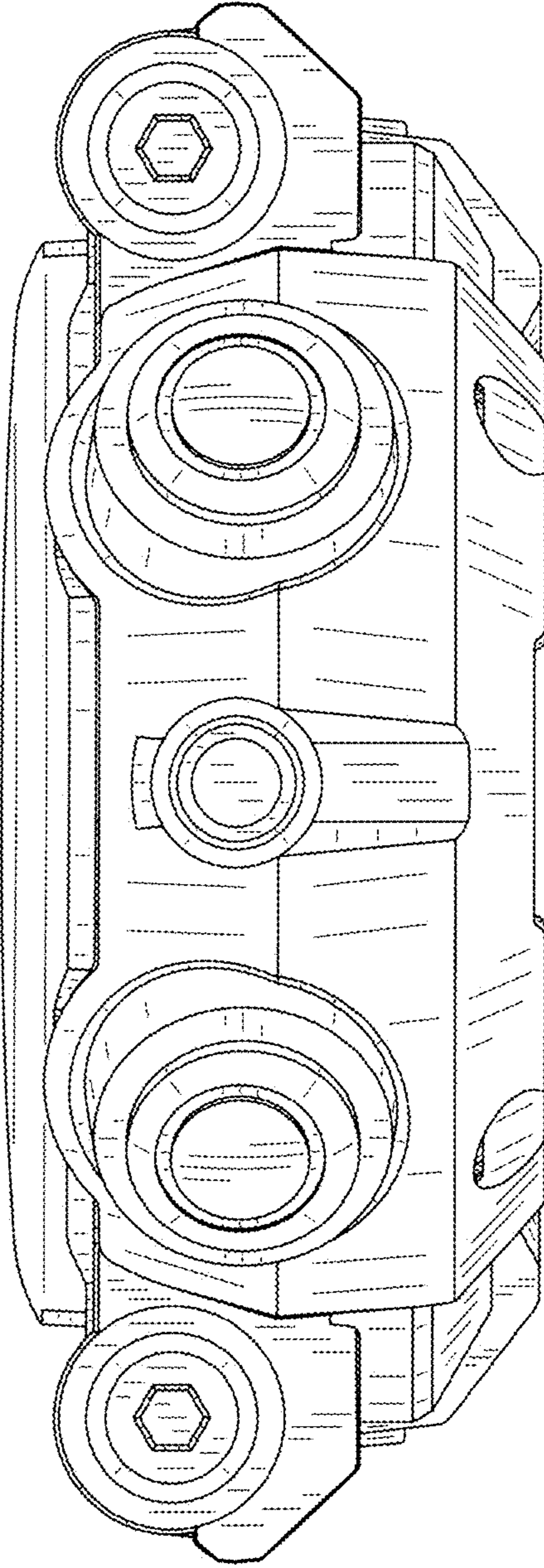


FIG. 4

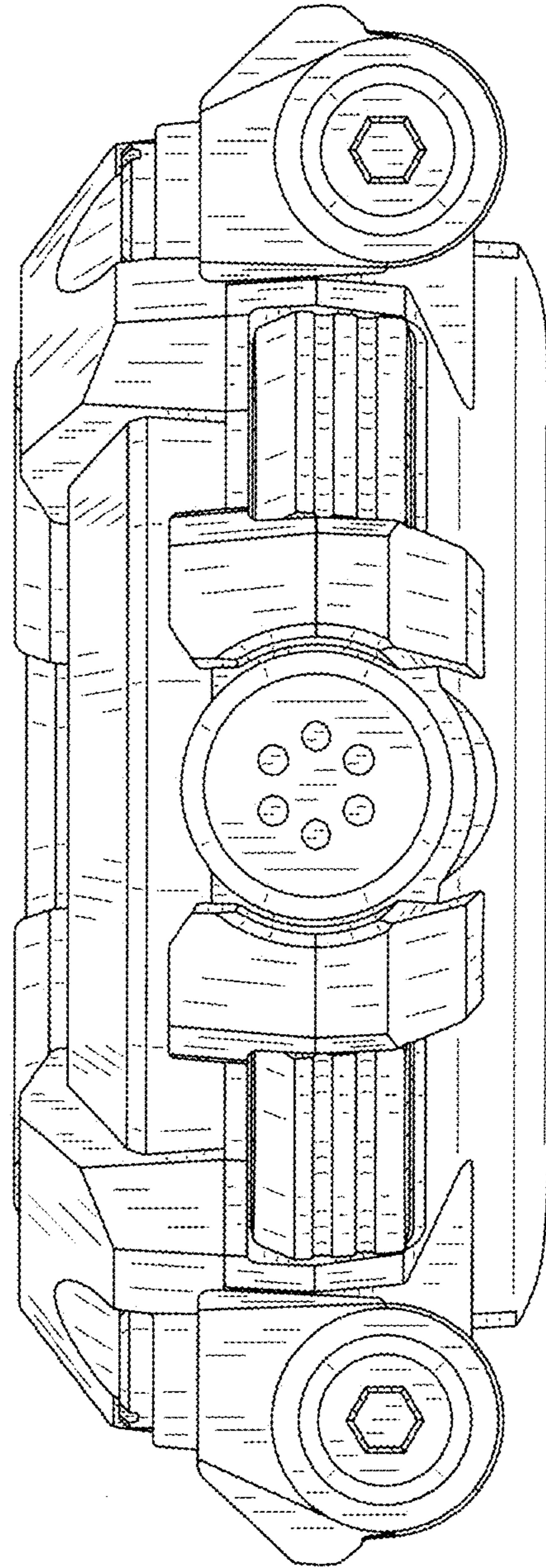


FIG. 5

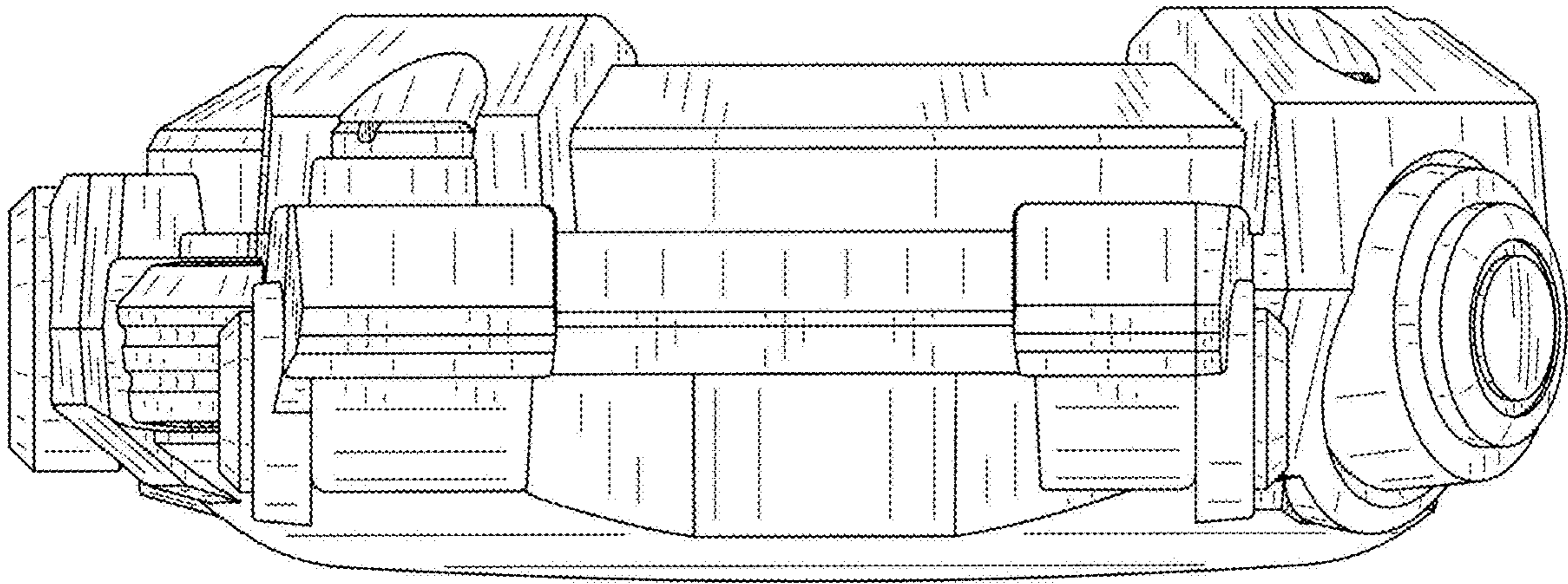


FIG. 6

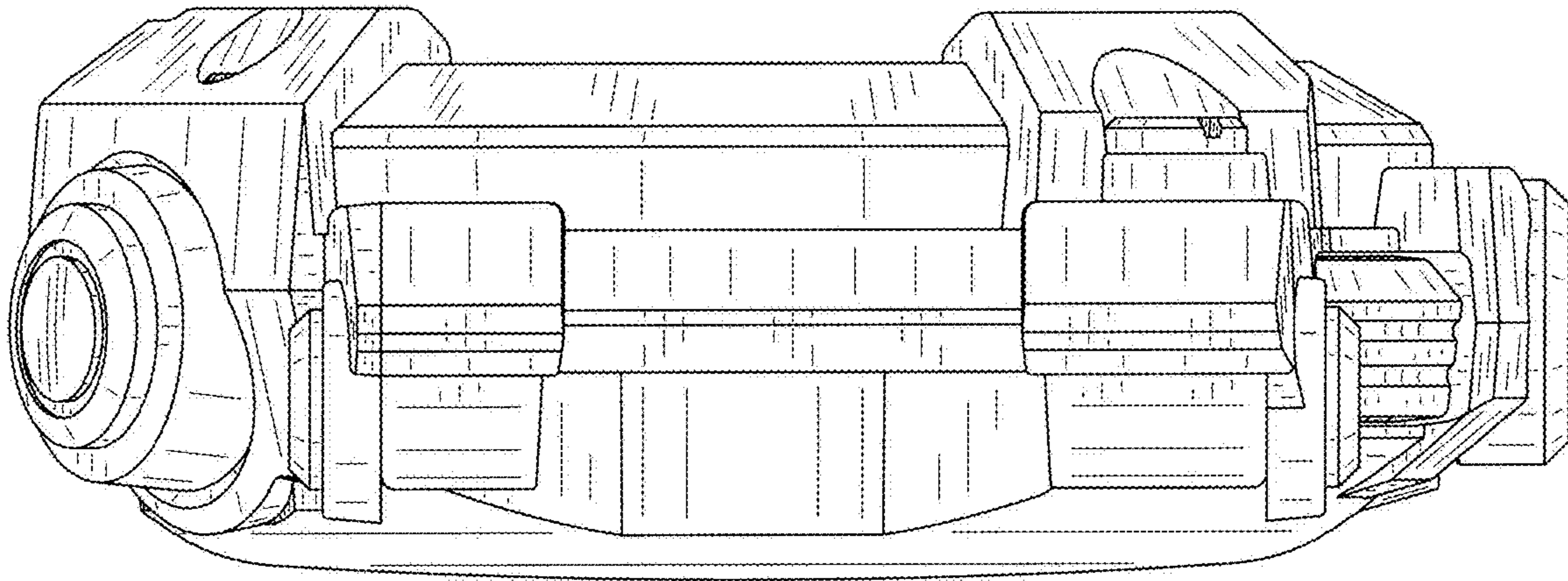


FIG. 7