

US00D924075S

(12) **United States Design Patent** (10) **Patent No.:** **US D924,075 S**
Palumbo et al. (45) **Date of Patent:** **** Jul. 6, 2021**

(54) **SHAPED CONTAINER**
(71) Applicant: **Silgan Containers LLC**, Woodland Hills, CA (US)
(72) Inventors: **Andrew Palumbo**, Conshohocken, PA (US); **Thomas J. Snyder**, Westlake Village, CA (US); **Alvin Widitora**, Los Angeles, CA (US)
(73) Assignee: **Silgan Containers LLC**, Woodland Hills, CA (US)

(**) Term: **15 Years**
(21) Appl. No.: **29/686,646**
(22) Filed: **Apr. 5, 2019**

(51) **LOC (13) Cl.** **09-01**
(52) **U.S. Cl.**
USPC **D9/776**

(58) **Field of Classification Search**
USPC D9/500, 502, 516, 530, 537, 539, 542, D9/549, 600, 601, 630, 655-664, D9/763-783
CPC B21D 51/26; B21D 51/383; B29C 66/71; B65D 1/00; B65D 1/02; B65D 1/12; B65D 1/14; B65D 1/40; B65D 1/44; B65D 1/023; B65D 1/0223; B65D 1/165; B65D 1/238; B65D 1/246; B65D 1/253; B65D 7/04; B65D 21/0209; B65D 21/0233; B65D 25/00; B65D 25/28; B65D 41/0457; B65D 41/17; B65D 53/06; B65D 75/56; B65D 79/005; B65D 2501/0036; B65D 2543/00064; B65D 2543/00074; B65D 2543/00083; B65D 2543/00092; B65D 2543/00101; B65D 2543/00111; Y10T 29/49826

See application file for complete search history.

(56) **References Cited**

U.S. PATENT DOCUMENTS

D314,508 S * 2/1991 Pascual B65D 7/42 D9/538
D584,643 S * 1/2009 Kolon D9/777

D588,018 S 3/2009 Metzger et al.
D596,503 S * 7/2009 Diss D9/500
D611,838 S 3/2010 Metzger et al.
D613,617 S 4/2010 Metzger et al.
D652,740 S 1/2012 Metzger et al.
8,141,741 B2 3/2012 Metzger et al.
D672,663 S 12/2012 Baker et al.
D696,594 S * 12/2013 Baker D9/773
9,216,840 B2 12/2015 Metzger et al.
D766,112 S * 9/2016 Baker D9/773
D847,661 S * 5/2019 Baker D9/773
D855,462 S * 8/2019 Ramsey D9/452
D864,761 S * 10/2019 Baker D9/776

(Continued)

OTHER PUBLICATIONS

U.S. Appl. No. 29/332,328, filed Feb. 12, 2009, Metzger et al.
(Continued)

Primary Examiner — Keli L Hill
(74) *Attorney, Agent, or Firm* — Reinhart Boerner Van Deuren s.c.

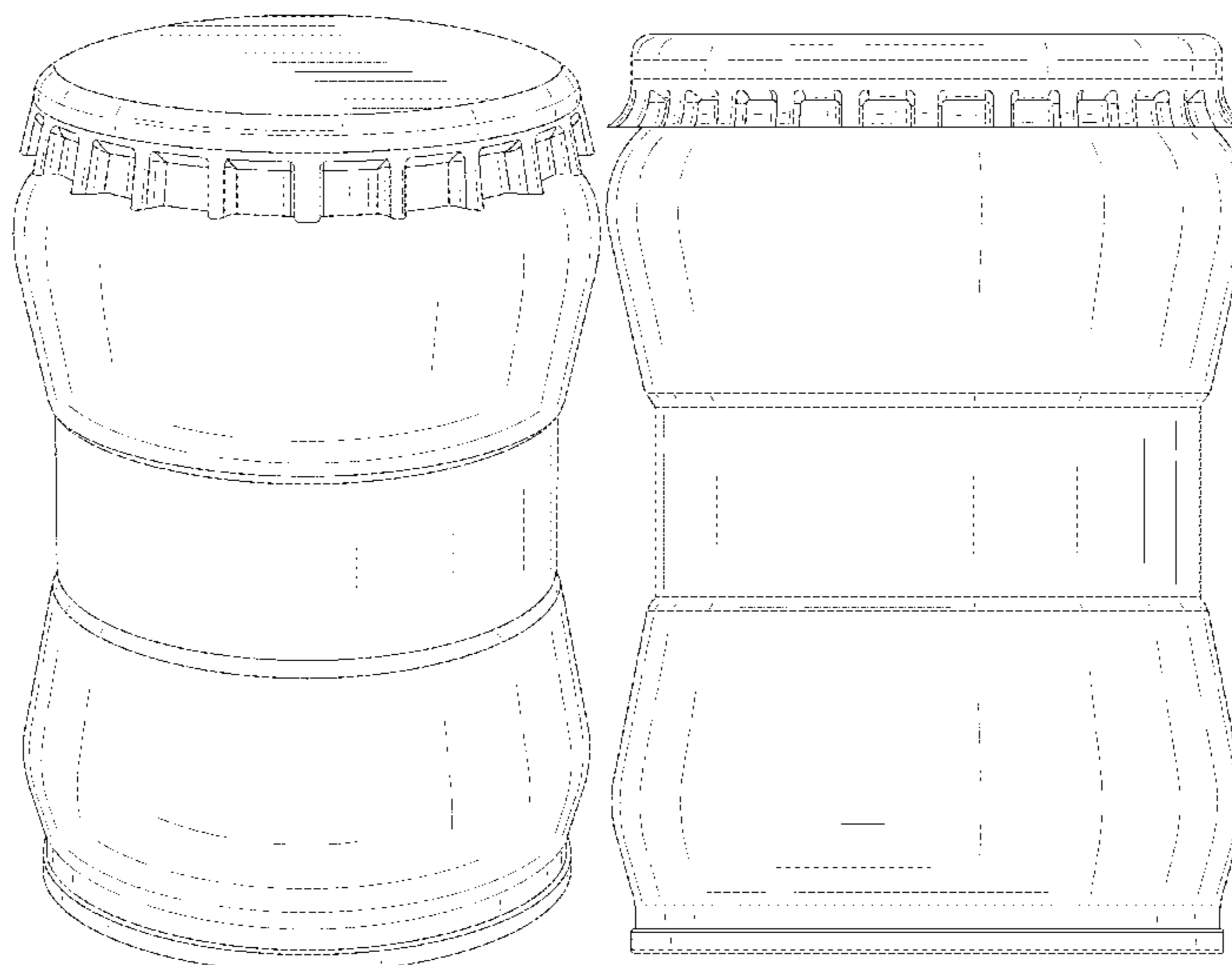
(57) **CLAIM**

We claim the ornamental design for a shaped container, as shown and described.

DESCRIPTION

FIG. 1 is a top perspective view of a shaped container, showing our new design;
FIG. 2 is a front view of FIG. 1;
FIG. 3 is a back view of FIG. 1;
FIG. 4 is a left view of FIG. 1;
FIG. 5 is a right view of FIG. 1;
FIG. 6 is a top view of FIG. 1; and,
FIG. 7 is a bottom view of FIG. 1.

1 Claim, 7 Drawing Sheets



(56)

References Cited

U.S. PATENT DOCUMENTS

D887,860 S * 6/2020 Hu D9/776
D910,448 S * 2/2021 Boyd D9/502
2009/0218349 A1 9/2009 Metzger et al.
2014/0263372 A1* 9/2014 Brewer B65D 7/42
220/623

OTHER PUBLICATIONS

U.S. Appl. No. 29/332,323, filed Feb. 12, 2009, Metzger et al.
U.S. Appl. No. 61/156,338, filed Feb. 27, 2009, Baker et al.
U.S. Appl. No. 29/622,363, filed Oct. 17, 2017, Hu et al.

* cited by examiner

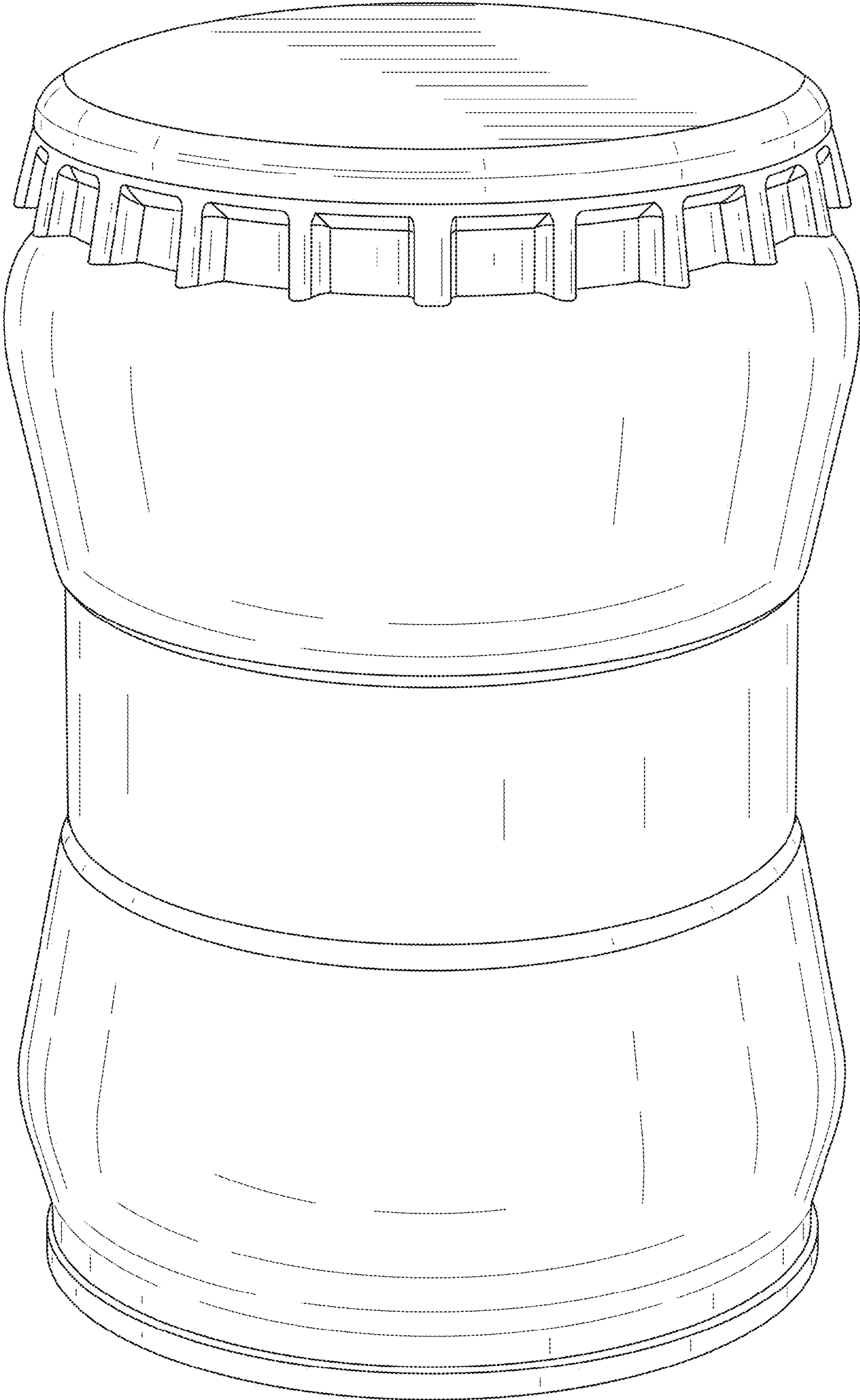


FIG. 1




FIG. 2




FIG. 3




FIG. 4




FIG. 5

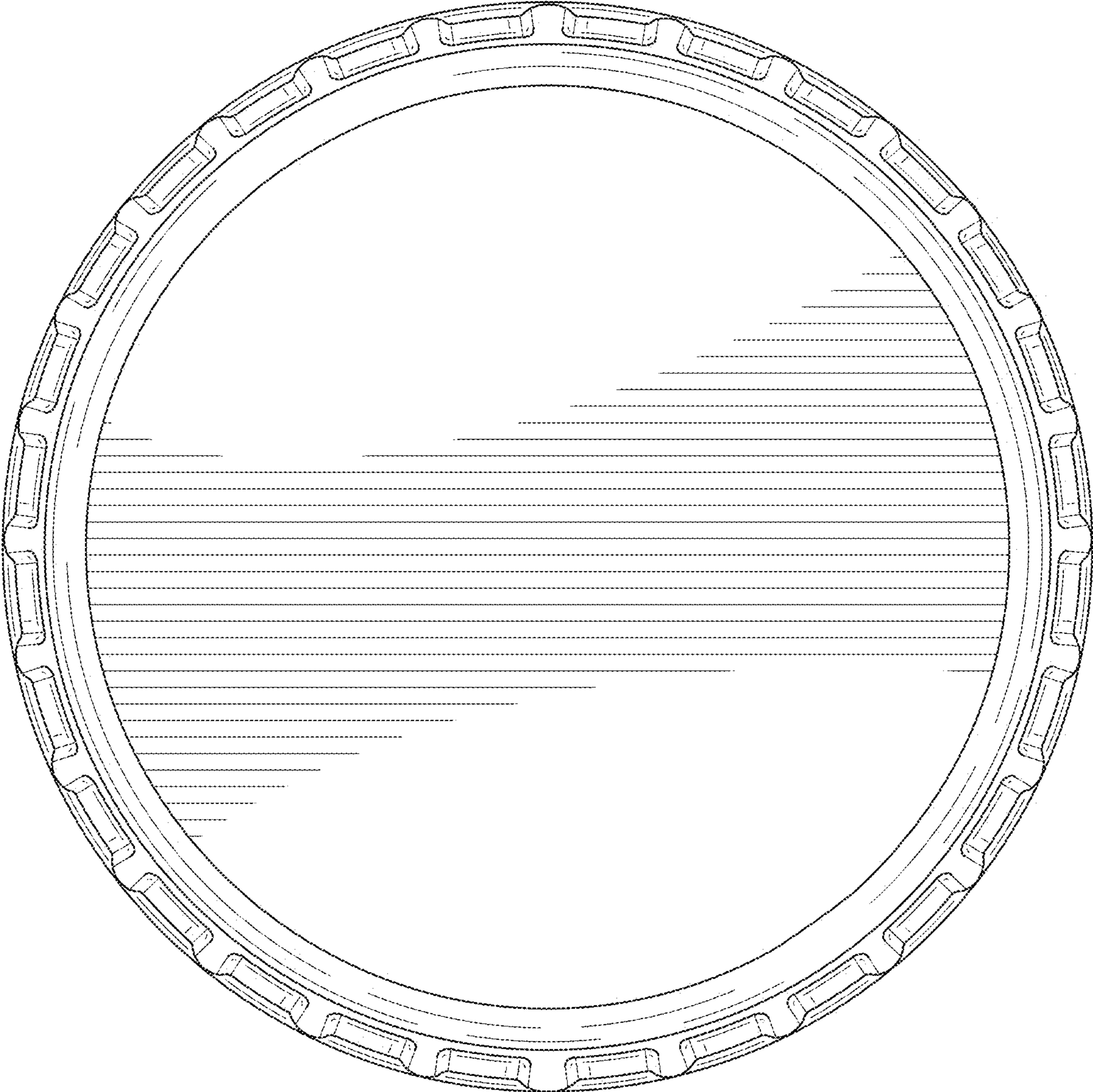


FIG. 6




FIG. 7