



US00D924071S

(12) **United States Design Patent** (10) **Patent No.:** **US D924,071 S**
Sahatjian (45) **Date of Patent:** **** Jul. 6, 2021**

(54) **CONTAINER**

- (71) Applicant: **Sarine Sahatjian**, Simi Valley, CA (US)
- (72) Inventor: **Sarine Sahatjian**, Simi Valley, CA (US)
- (**) Term: **15 Years**
- (21) Appl. No.: **29/684,390**
- (22) Filed: **Mar. 20, 2019**

Related U.S. Application Data

- (63) Continuation-in-part of application No. 29/639,231, filed on Mar. 5, 2018, now Pat. No. Des. 850,287.
- (51) **LOC (13) Cl.** **09-05**
- (52) **U.S. Cl.**
USPC **D9/707**
- (58) **Field of Classification Search**
USPC D9/702-714, 720-722, 414, 434-435, D9/696, 716, 771, 447, 516-517, D9/738-747, 544, 520-521; D24/118, D24/207, 108; 383/6, 9, 22, 96, 61.1, 383/80-81, 104, 901, 63, 203, 107, 383/119-120, 123, 61.2, 44; 220/675, 220/495.03; 215/381-385, 400, 328, 316; 206/484; D3/202; 428/34.3; 222/92, 222/215, 95, 107; 604/408, 403, 415
CPC ... B65D 1/00; B65D 1/02; B65D 1/09; B65D 1/10; B65D 1/32; B65D 1/0223; B65D 33/00; B65D 33/24; B65D 33/2508; B65D 33/2591; B65D 75/00; B65D 75/30; B65D 2081/051; B65D 2081/008; B05B 11/0037; B05B 11/048
See application file for complete search history.

(56) **References Cited**

U.S. PATENT DOCUMENTS

D727,746 S *	4/2015	Hoying	D9/703
D779,336 S *	2/2017	Wanders	D9/682
D782,918 S *	4/2017	Ross	D9/705
D819,453 S *	6/2018	Sahatjian	D9/707
D826,708 S *	8/2018	Sahatjian	D9/416
D839,102 S *	1/2019	Boyd	D9/709
D856,821 S *	8/2019	Sahatjian	D9/708
D857,520 S *	8/2019	Sahatjian	D9/708
D858,309 S *	9/2019	Sahatjian	D9/708
D859,179 S *	9/2019	Sahatjian	D9/708

* cited by examiner

Primary Examiner — Abraham Bahta

(74) *Attorney, Agent, or Firm* — Kevin Schraven; Anooj Patel; Hankin Patent Law, APC

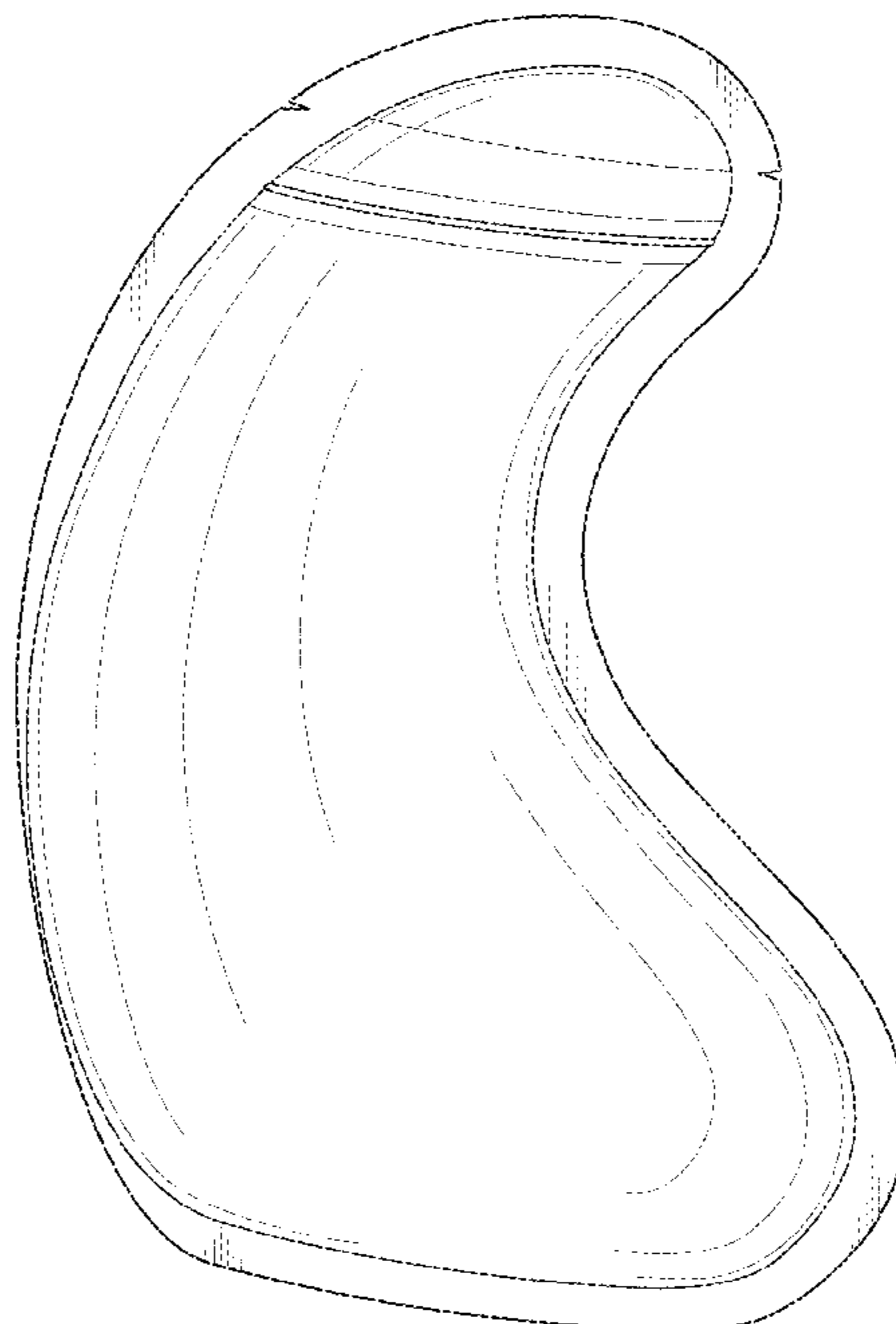
(57) **CLAIM**

The ornamental design for a container, as shown and described.

DESCRIPTION

FIG. 1 is a top perspective view of a container showing my new design.
 FIG. 2 is a bottom perspective view thereof.
 FIG. 3 is a front elevational view thereof.
 FIG. 4 is a rear elevational view thereof.
 FIG. 5 is a right side elevational view thereof.
 FIG. 6 is a left side elevational view thereof.
 FIG. 7 is a top plan view thereof; and,
 FIG. 8 is a bottom plan view thereof.
 The broken lines showing the tear line are for the purpose of illustrating environmental structure and unclaimed subject matter and form no part of the claimed design.

1 Claim, 8 Drawing Sheets



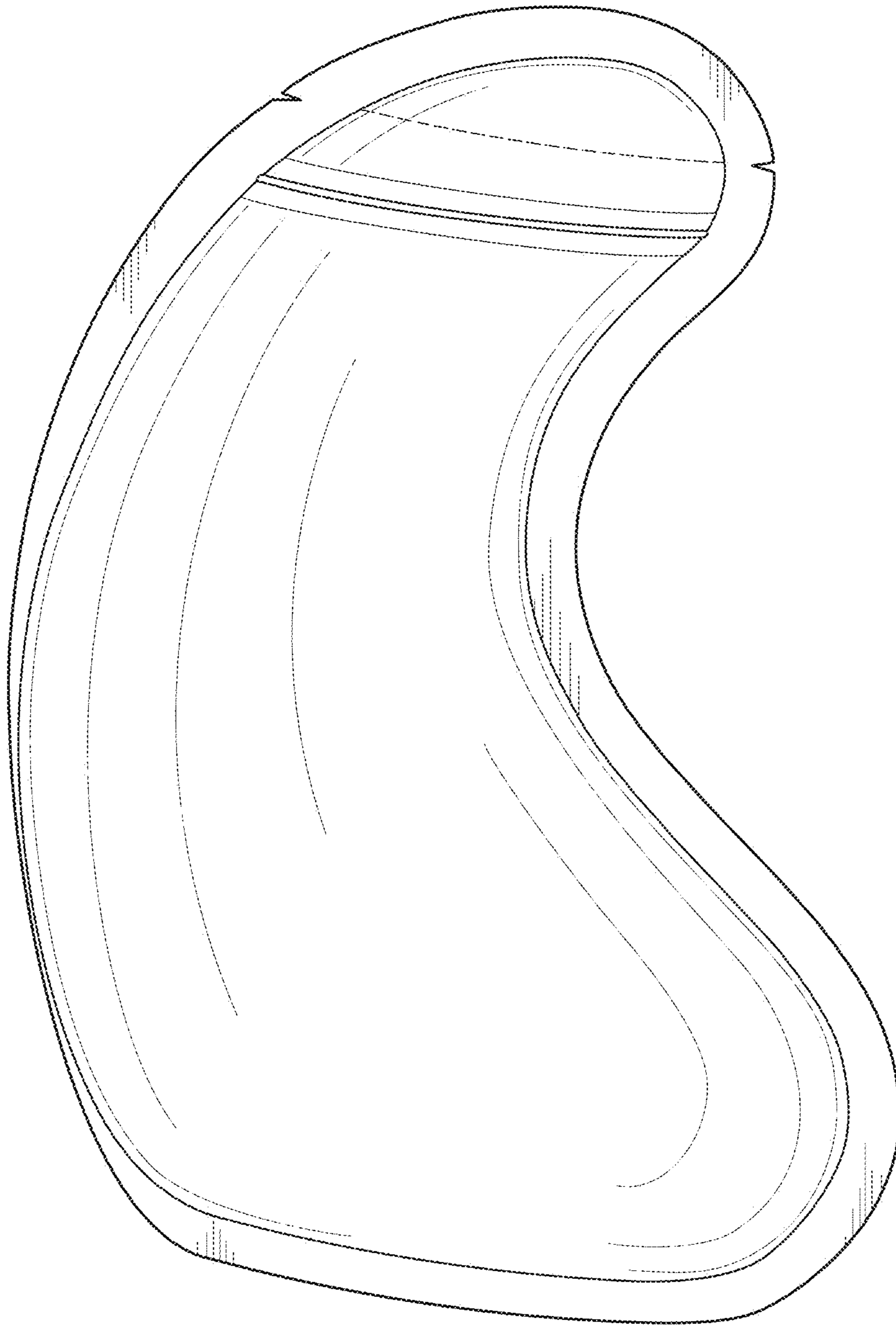


Fig. 1



Fig.2

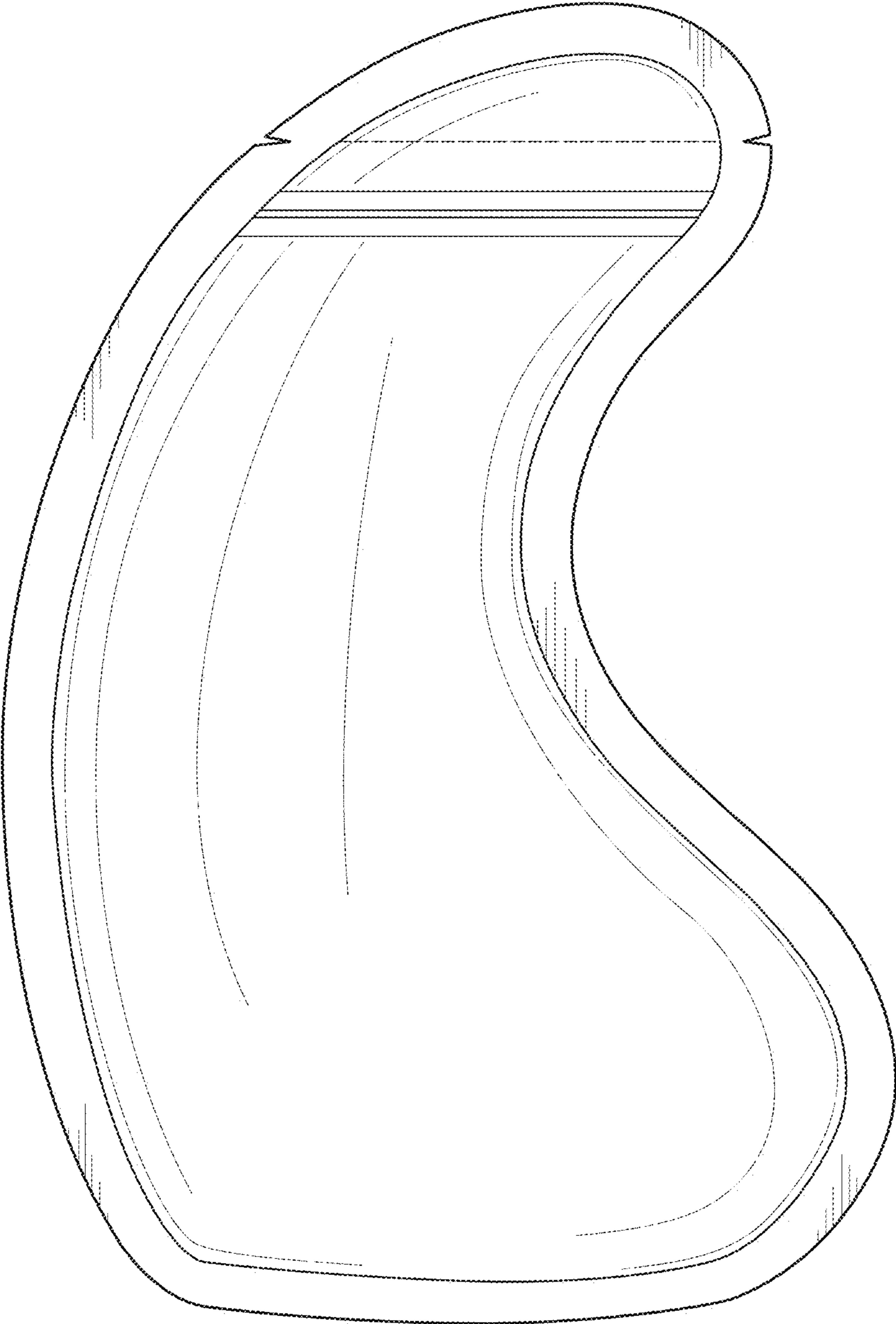


Fig.3

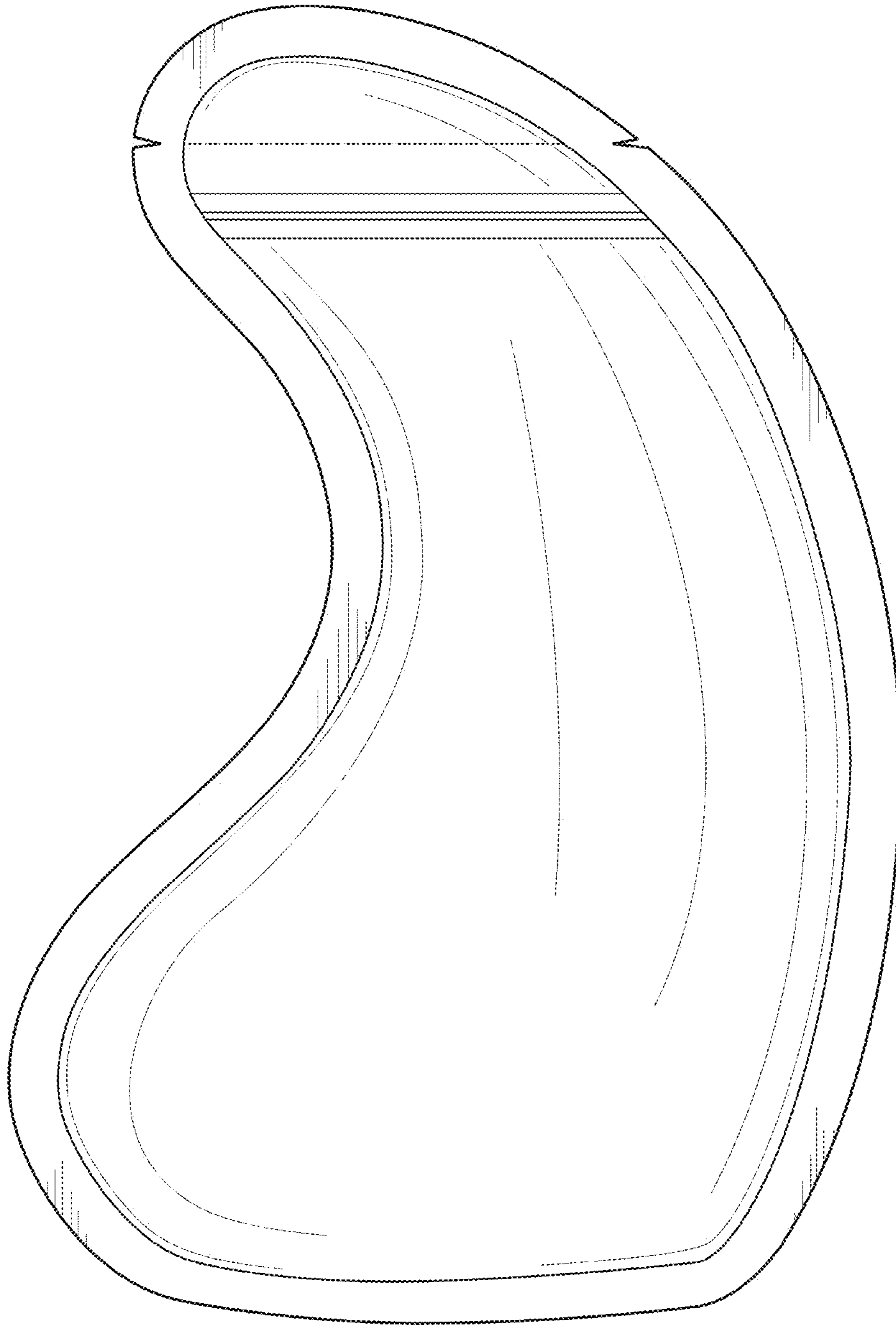


Fig.4




Fig.5

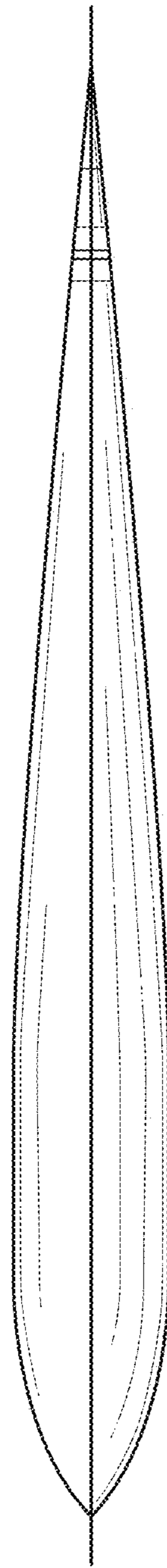


Fig.6

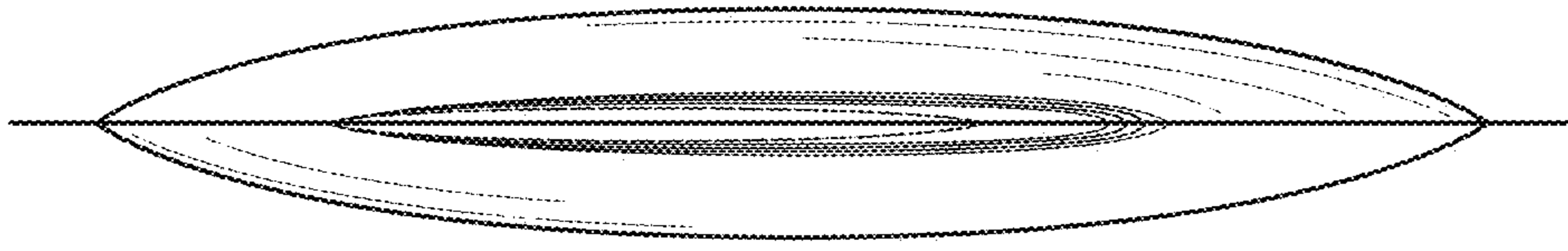


Fig.7




Fig.8