



US00D924067S

(12) **United States Design Patent** (10) **Patent No.:** **US D924,067 S**  
**Jensen** (45) **Date of Patent:** **\*\* Jul. 6, 2021**

(54) **PRODUCT CONTAINER**  
(71) Applicant: **Lifestyle Products, LLC**, Logan, UT (US)  
(72) Inventor: **Robyn Jensen**, Hyde Park, UT (US)  
(73) Assignee: **Lifestyle Products LLC**, Logan, UT (US)  
(\*\*) Term: **15 Years**  
(21) Appl. No.: **29/718,297**  
(22) Filed: **Dec. 23, 2019**  
(51) **LOC (13) Cl.** ..... **09-01**  
(52) **U.S. Cl.**  
USPC ..... **D9/669**  
(58) **Field of Classification Search**  
USPC ..... D3/270, 271.1; D7/604, 613, 628;  
D9/669; D11/44, 80, 81-83, 124;  
D28/79  
CPC ..... B65D 5/42; B65D 5/4208; B65D 5/4258;  
B65D 81/60; B65D 81/365; B65D  
81/366; B65D 81/368; B65D 2203/00;  
B65D 2203/02; B65D 77/00; B65D  
67/00; A63H 33/16  
See application file for complete search history.

D529,395 S 10/2006 Terrasi  
D529,396 S 10/2006 Whipple  
D551,979 S \* 10/2007 Daniels ..... D9/456  
D573,033 S 7/2008 Leunis  
D575,508 S \* 8/2008 Shanahan ..... D3/211  
D593,323 S \* 6/2009 Kaspor ..... D9/669  
D626,427 S 11/2010 Andreotti  
D650,694 S \* 12/2011 Eisenberger ..... D9/669  
D655,617 S \* 3/2012 Eisenberger ..... D9/669  
D678,781 S 3/2013 Andreotti  
D678,782 S 3/2013 Andreotti  
D680,006 S 4/2013 Andreotti  
D685,647 S 7/2013 Andreotti  
D697,676 S \* 1/2014 Hansen ..... D9/669  
D731,007 S \* 6/2015 Davies, III ..... D21/680  
D837,343 S \* 1/2019 Nikles ..... D23/213  
D875,545 S 2/2020 Bagramyan  
D915,067 S \* 4/2021 Sakai ..... D3/271.1  
D915,902 S \* 4/2021 Mastronardi ..... D9/669

\* cited by examiner

*Primary Examiner* — Wendy L Arminio  
(74) *Attorney, Agent, or Firm* — Preston P. Frischknecht;  
Project CIP

(57) **CLAIM**

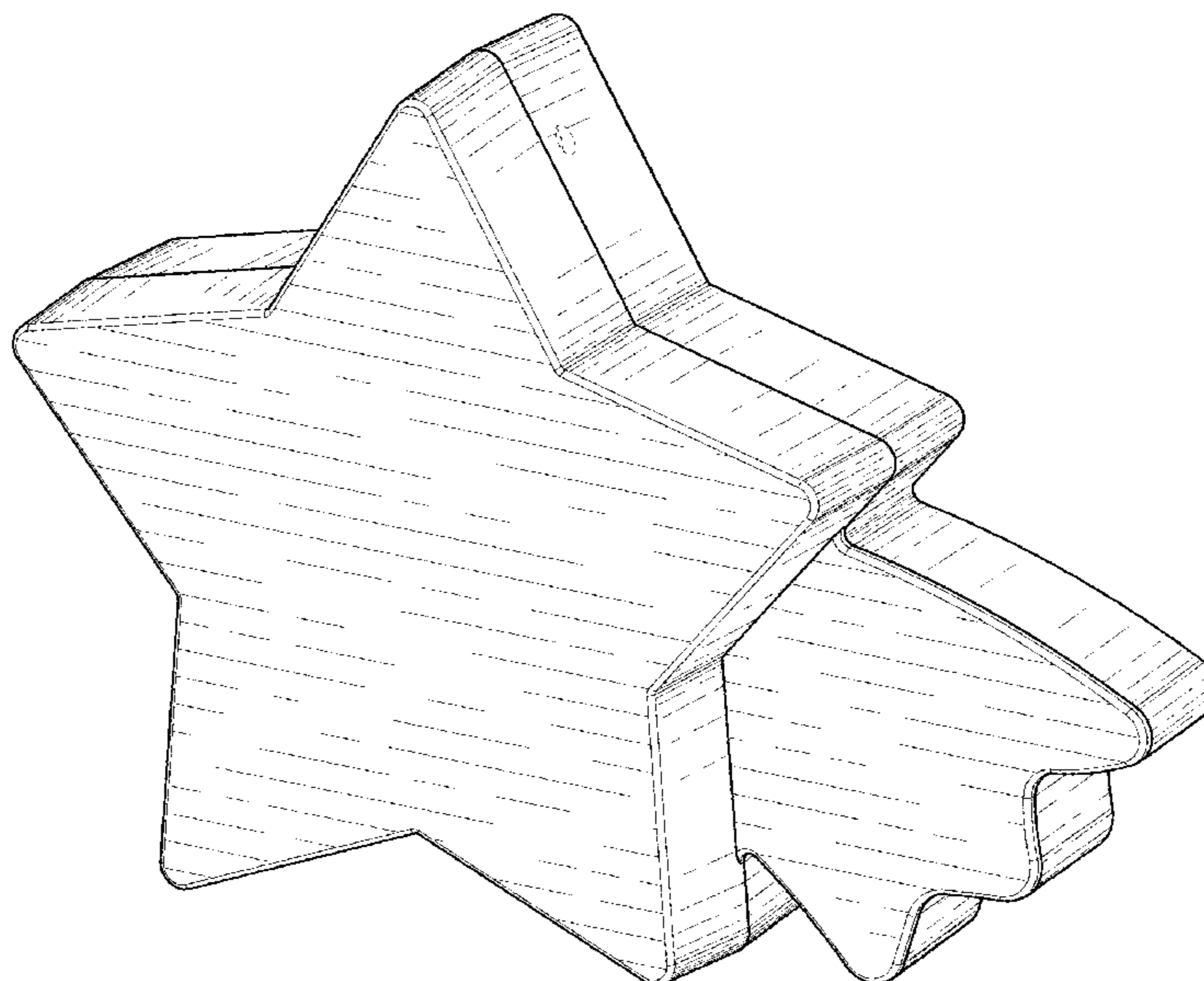
I claim the ornamental design for a product container, as shown and described.

**DESCRIPTION**

FIG. 1 is a perspective view of a product container;  
FIG. 2 is an exploded perspective view thereof;  
FIG. 3 is a front view thereof;  
FIG. 4 is a back view thereof;  
FIG. 5 is a left side view thereof;  
FIG. 6 is a right side view thereof;  
FIG. 7 is a top view thereof; and,  
FIG. 8 is a bottom view thereof.  
The broken lines depict portions of the product container that form no part of the claimed design.

**1 Claim, 6 Drawing Sheets**

(56) **References Cited**  
U.S. PATENT DOCUMENTS  
D9,331 S 12/1878 Weller  
D97,791 S 12/1935 Tips  
D152,005 S 12/1948 Lewis  
D258,201 S 2/1981 Cassini  
D409,113 S 5/1999 Tam  
D431,187 S 9/2000 Davis  
D438,788 S 3/2001 Rigel  
D449,981 S 11/2001 Davis  
D462,898 S \* 9/2002 Weinstock ..... D9/669  
D478,180 S 8/2003 Boss



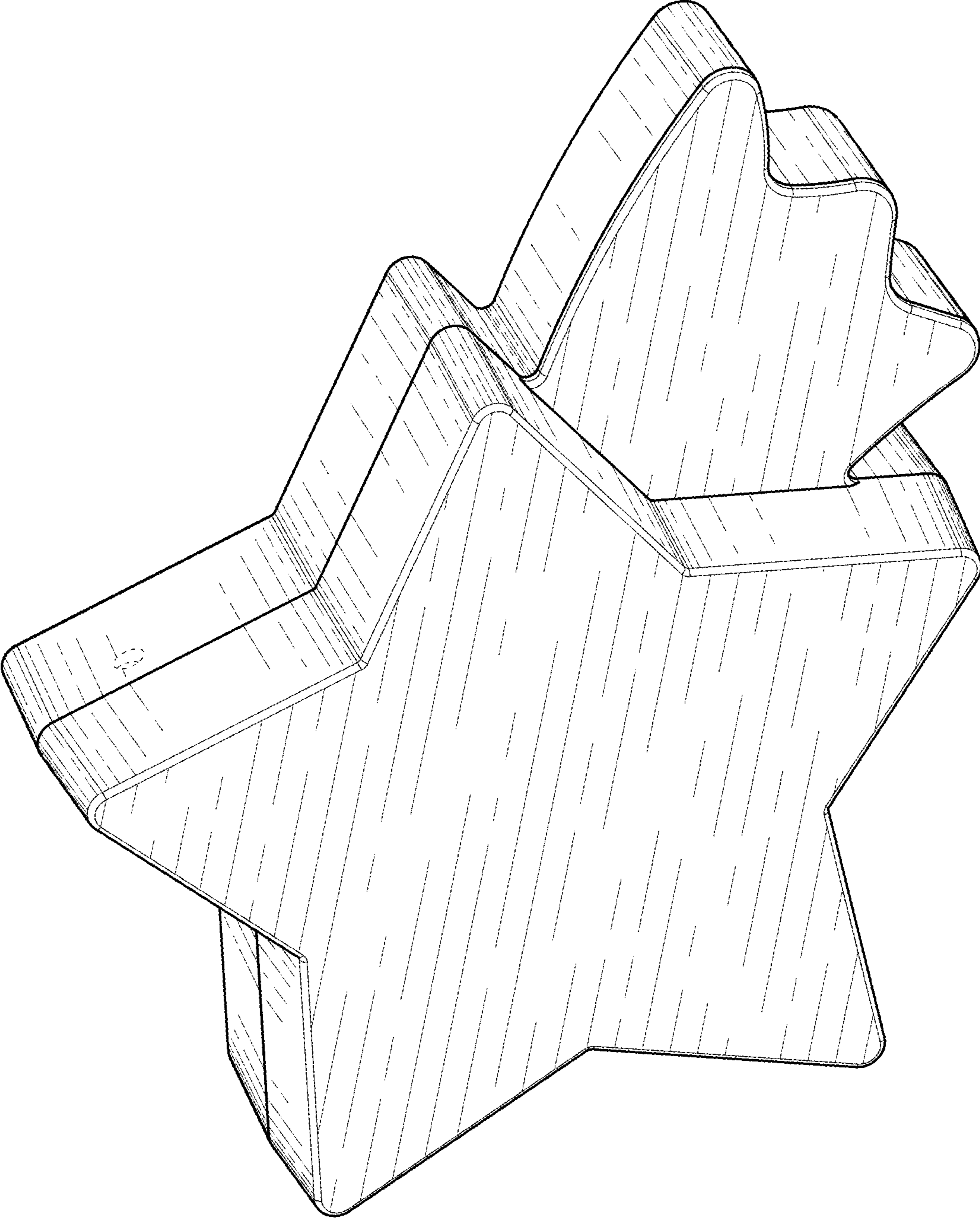


FIG. 1

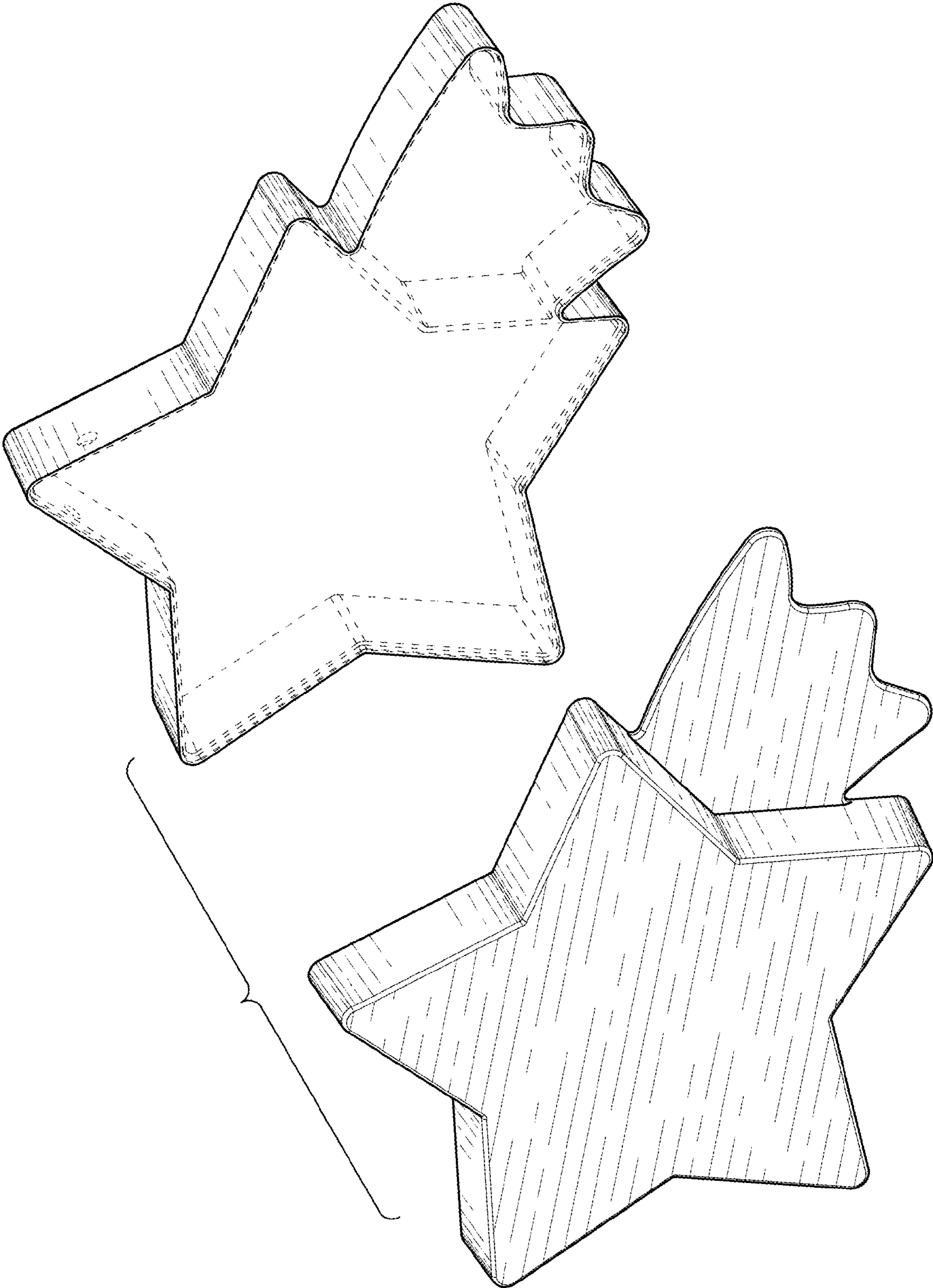


FIG. 2






FIG. 3

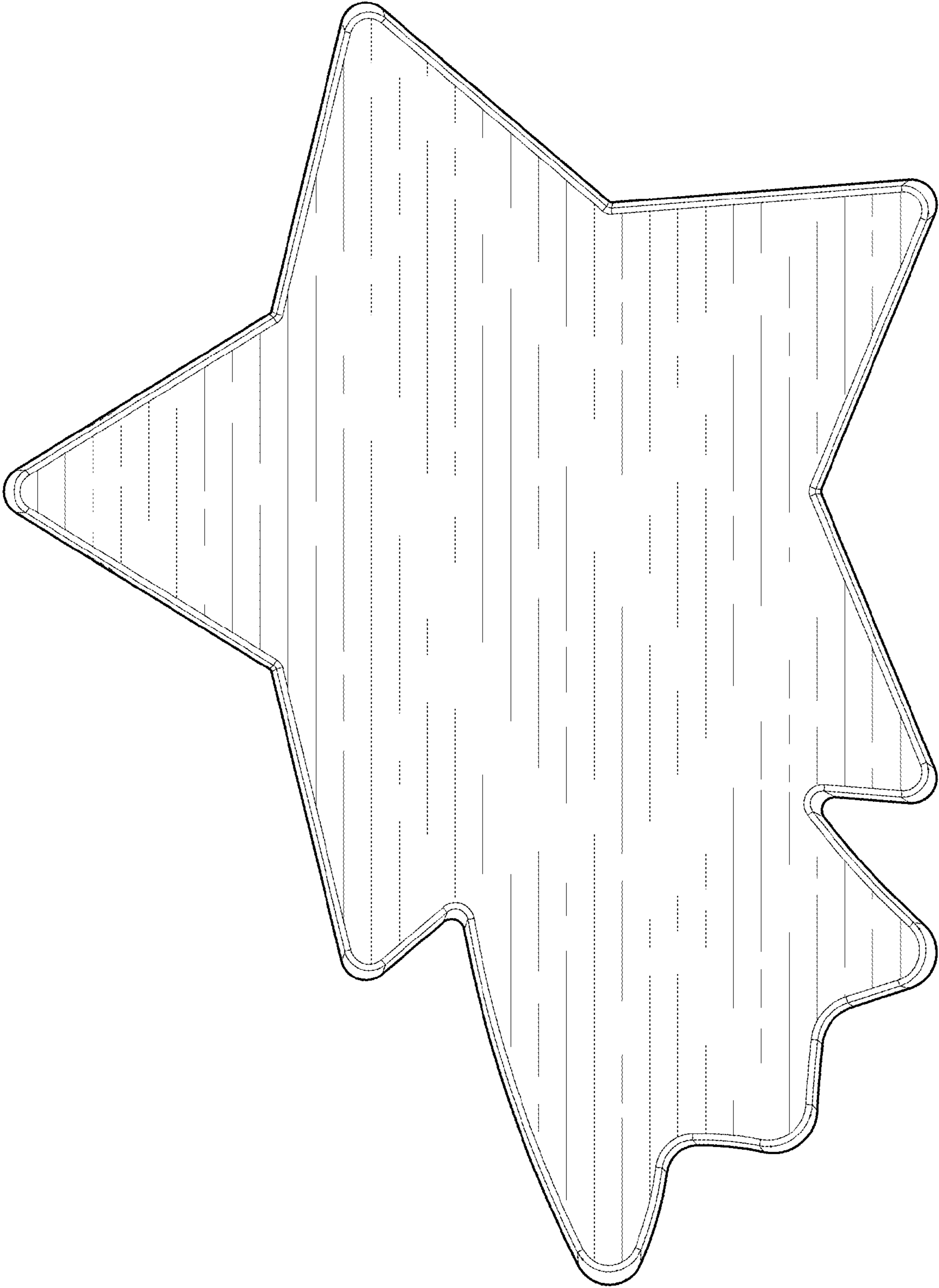


FIG. 4

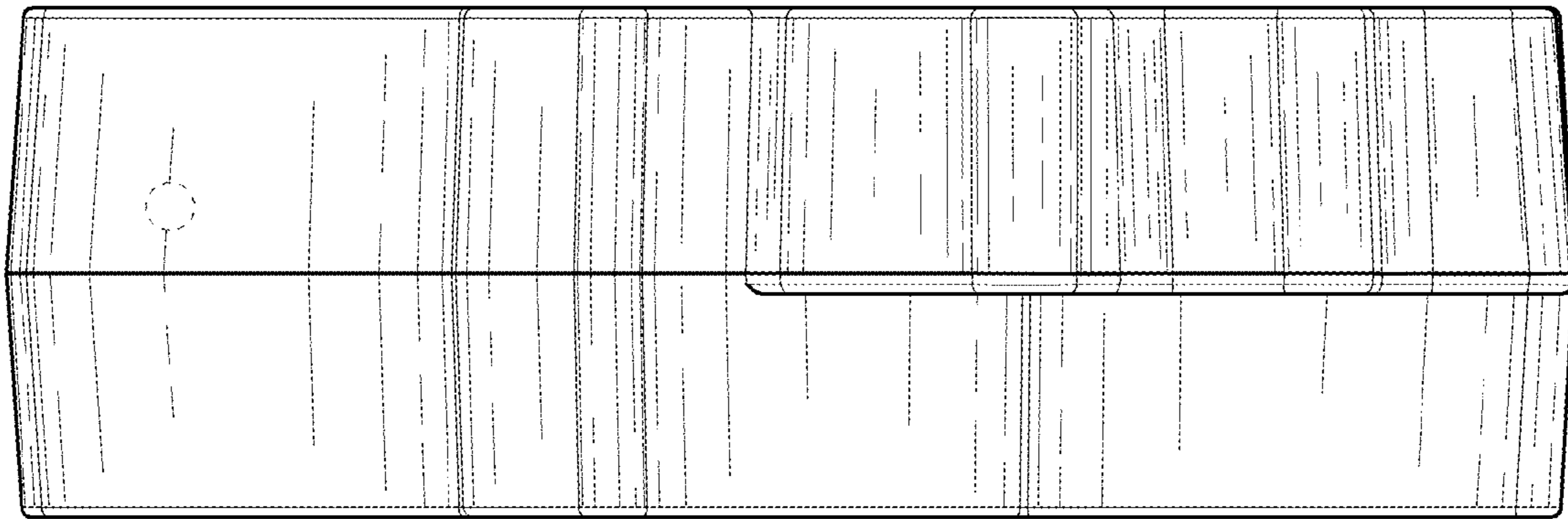


FIG. 6

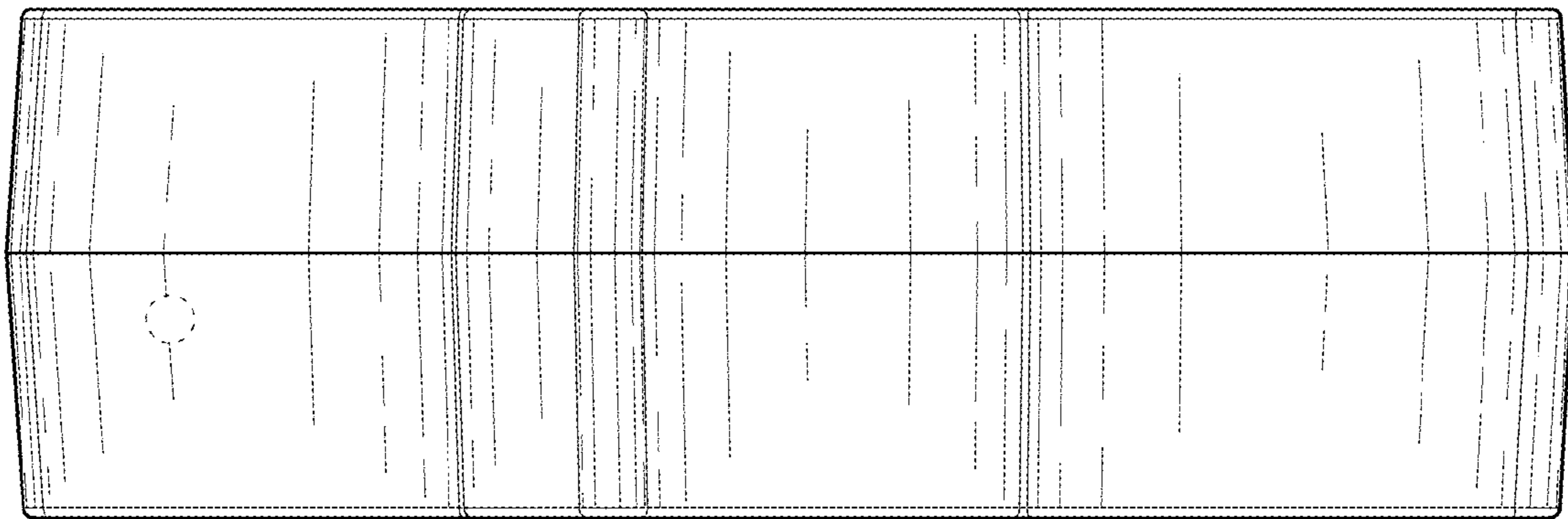


FIG. 5

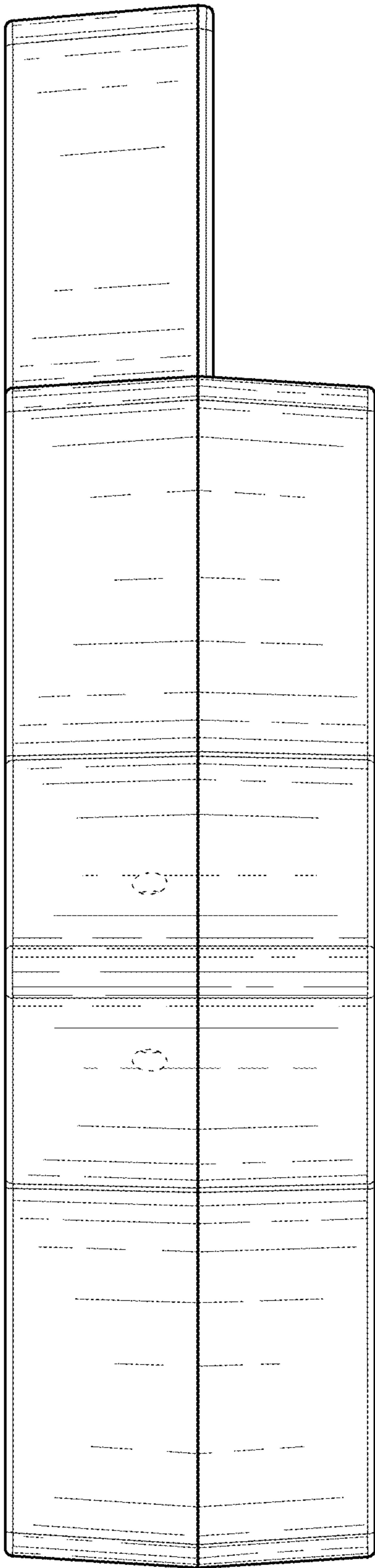


FIG. 7

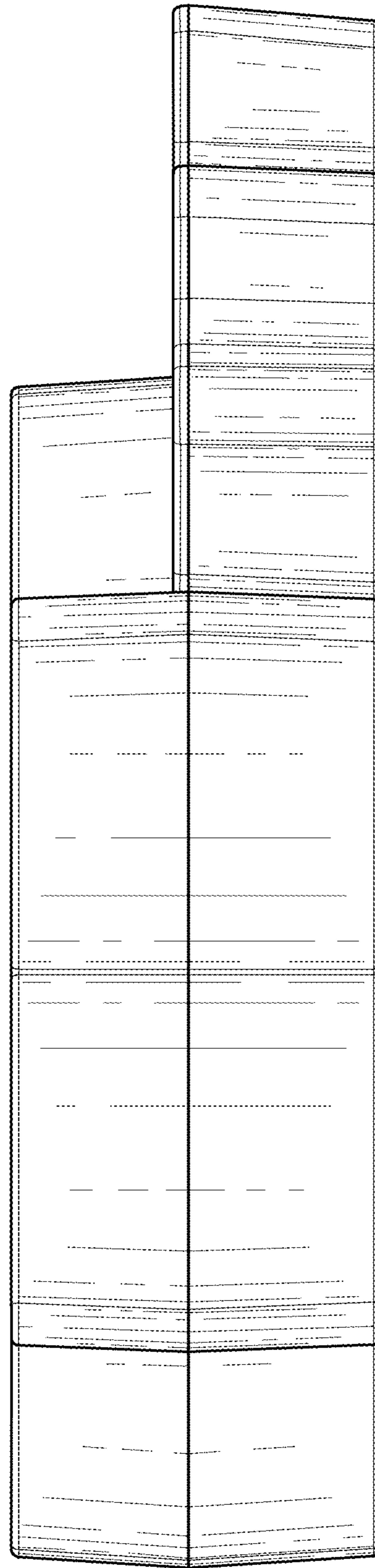


FIG. 8