



US00D924054S

(12) **United States Design Patent**
Baker

(10) **Patent No.:** **US D924,054 S**

(45) **Date of Patent:** **** Jul. 6, 2021**

(54) **AEROSOL VALVE ACTUATOR**

(71) Applicant: **Conagra Foods RDM, Inc.**, Chicago, IL (US)

(72) Inventor: **Steven R. Baker**, Omaha, NE (US)

(73) Assignee: **Conagra Foods RDM, Inc.**, Chicago, IL (US)

(**) Term: **15 Years**

(21) Appl. No.: **29/680,229**

(22) Filed: **Feb. 14, 2019**

(51) **LOC (13) Cl.** **09-07**

(52) **U.S. Cl.**
USPC **D9/448**

(58) **Field of Classification Search**
USPC D9/434, 435, 438-441, 443-454, 499, D9/503-505, 682, 685, 686; D7/300.1, D7/387, 391, 392, 392.1, 393, 394, 396.1, D7/396.2, 506, 507, 510, 511, 533, 534, D7/900; D3/202, 203.2, 294, 318; D28/91, 91.1
CPC .. A61J 1/00; A61J 1/1412; B65D 1/00; B65D 1/02; B65D 1/10; B65D 1/46; B65D 5/46; B65D 41/00; B65D 41/38; B65D 41/56; B65D 41/62; B65D 47/00; B65D 47/06; B65D 47/08; B65D 2251/00; B65D 2543/00046; B65D 2543/00092; B65D 2543/00296
See application file for complete search history.

(56) **References Cited**

U.S. PATENT DOCUMENTS

884,761 A * 4/1908 Richard B65D 47/265 D9/447
1,517,644 A * 12/1924 Kruger B65D 47/06 141/309
1,564,489 A * 12/1925 Neil B65D 47/06 141/309

D172,777 S * 8/1954 Bernabo et al. D9/447
D175,257 S * 8/1955 Hopkins D9/449
3,759,427 A * 9/1973 Stanley B65D 83/46 D9/449

(Continued)

Primary Examiner — Wendy L Arminio

(74) *Attorney, Agent, or Firm* — Ryan T. Grace; Advent, LLP

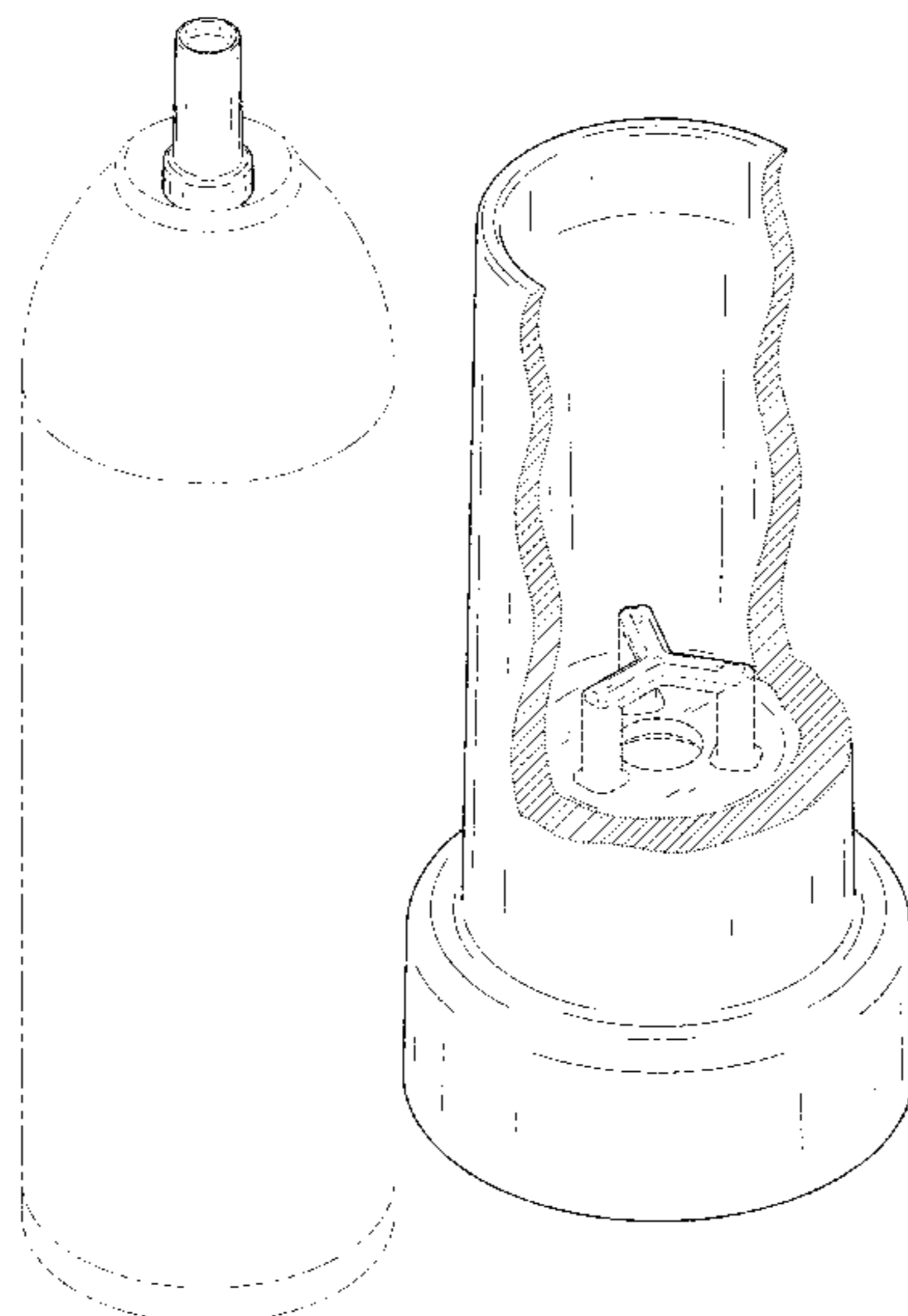
(57) **CLAIM**

I claim the ornamental design for an aerosol valve actuator, as shown and described.

DESCRIPTION

FIG. 1 is a top plan view of an aerosol valve actuator; FIG. 2 is a front elevational view of the aerosol valve actuator of FIG. 1; FIG. 3 is a rear elevational view of the aerosol valve actuator of FIG. 1; FIG. 4 is a right side elevational view of the aerosol valve actuator of FIG. 1; FIG. 5 is a left side elevational view of the aerosol valve actuator of FIG. 1; FIG. 6 is a top perspective view of the aerosol valve actuator of FIG. 1; FIG. 7 is a top perspective view of the aerosol valve actuator of FIG. 1 shown in a position of use attached to an unclaimed aerosol can drawn in broken lines; and, FIG. 8 is a cutaway top perspective view of the aerosol valve actuator of FIG. 1. The dash-dash broken lines depict portions of the aerosol valve actuator that form no part of the claimed design. The dot-dot-dash broken lines illustrating an aerosol can depict environment and form no part of the claimed design. The dash-dot-dash broken lines in FIG. 8 are boundaries of the claim and form no part thereof. The dot-dot-broken lines illustrate a cutaway portion and form no part of the claimed design.

1 Claim, 8 Drawing Sheets



(56)

References Cited

U.S. PATENT DOCUMENTS

4,826,054 A * 5/1989 Frutin B65D 83/201
222/402.11
D317,203 S * 5/1991 Walsh D9/435
D378,718 S * 4/1997 Daansen D9/448
D383,672 S * 9/1997 Mangos D9/444
D388,172 S * 12/1997 Cipes D24/135
D396,589 S * 8/1998 Daansen D9/448
D447,949 S * 9/2001 Richardson D9/448
6,899,280 B2 * 5/2005 Kotary A01M 1/2044
239/34
D573,464 S * 7/2008 Kogure D9/452
D631,699 S * 2/2011 Moreau D7/509
D717,430 S * 11/2014 Shiraishi D24/130
D760,893 S * 7/2016 Honda D24/130
D772,025 S * 11/2016 Salzl D7/700
D818,823 S * 5/2018 Blachford D9/447
D839,422 S * 1/2019 Großer D24/130

* cited by examiner

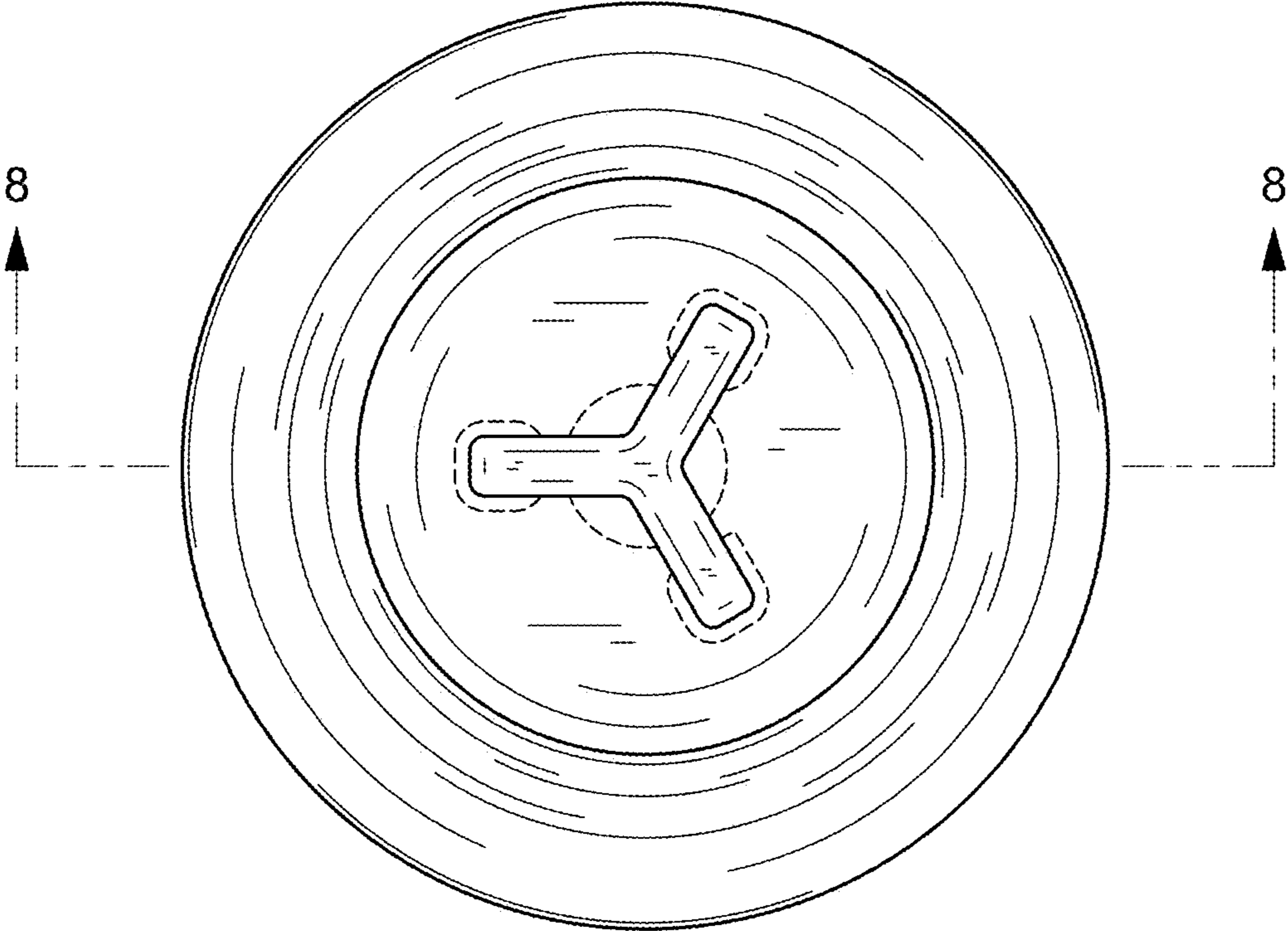


FIG. 1




FIG. 2




FIG. 3




FIG. 4




FIG. 5

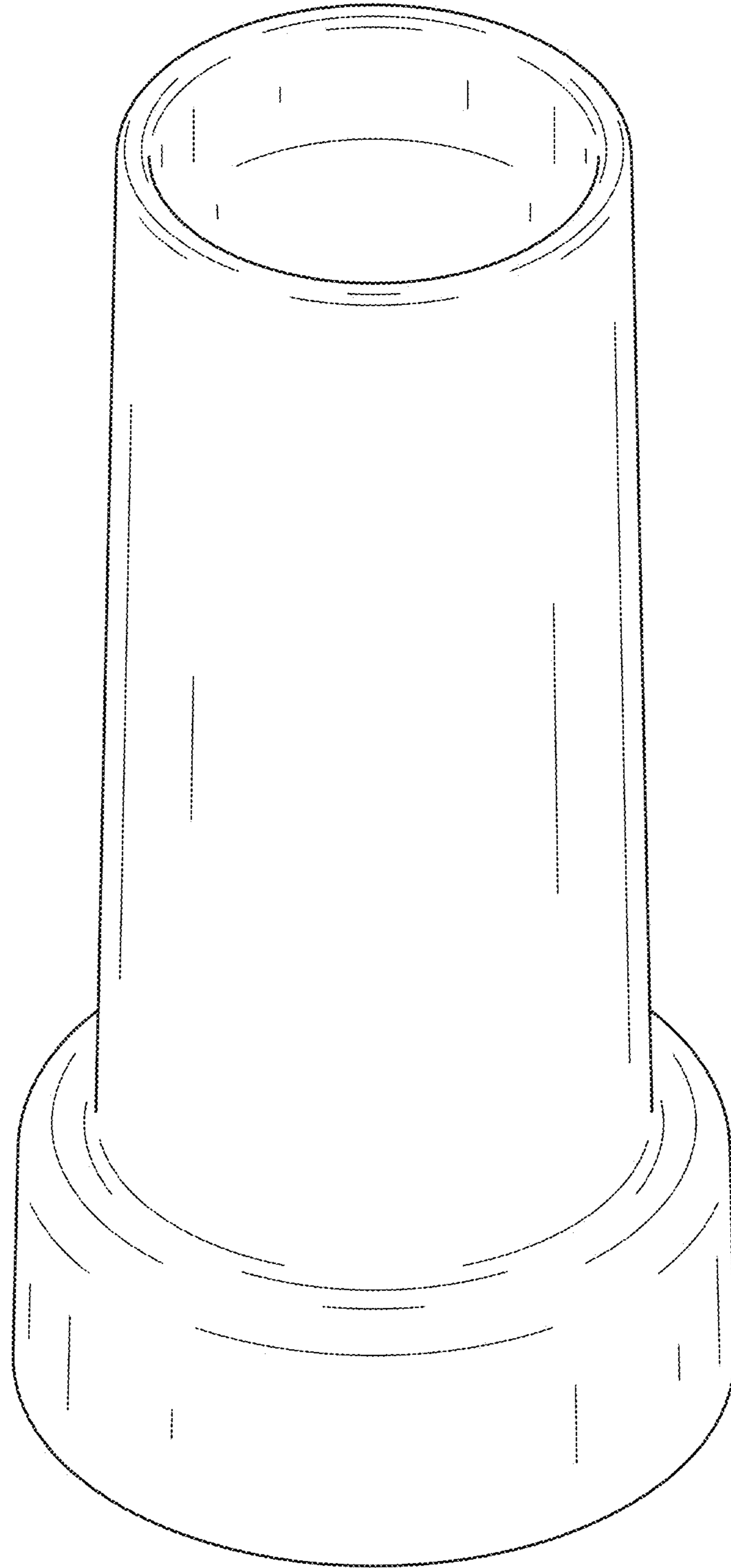


FIG. 6




FIG. 7

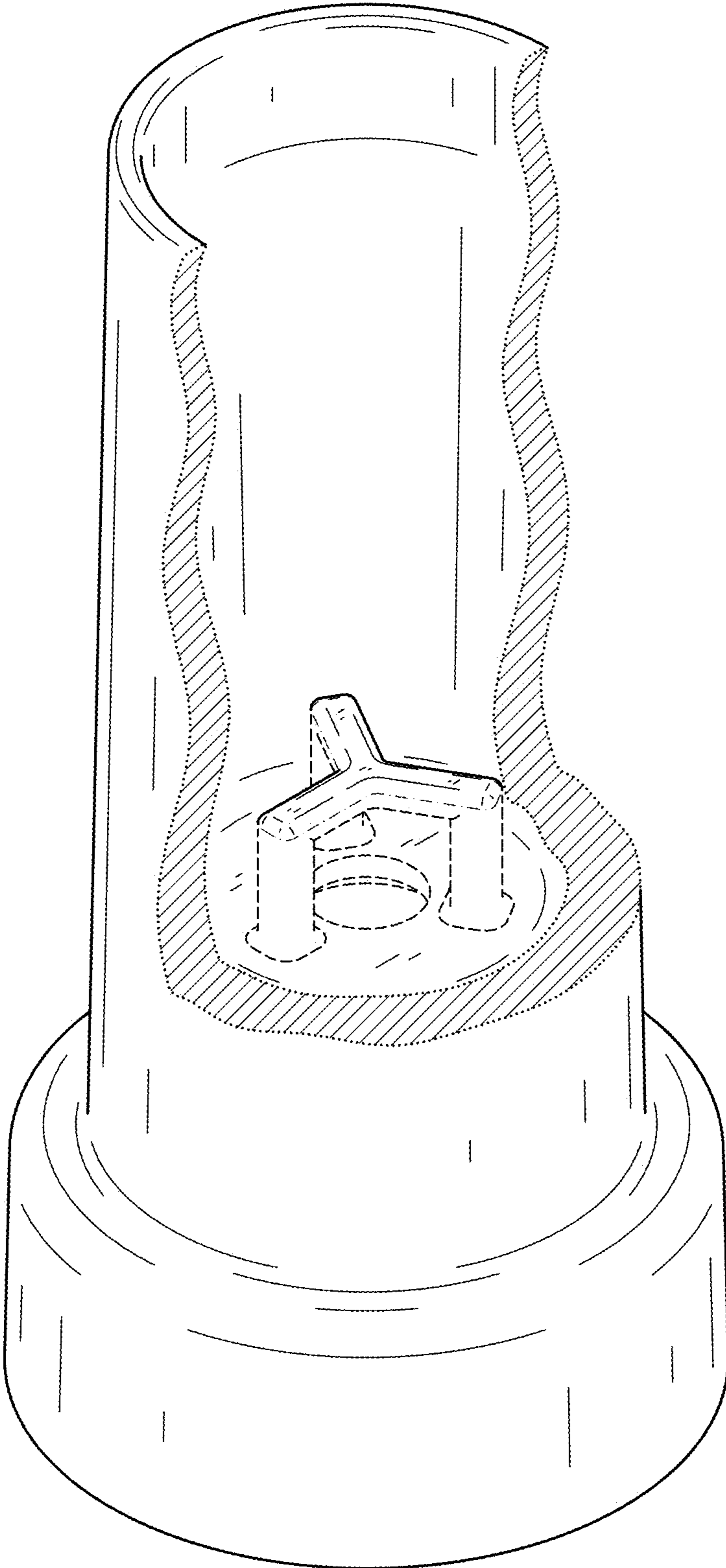


FIG. 8