



US00D924050S

(12) **United States Design Patent** (10) **Patent No.:** **US D924,050 S**
Carr et al. (45) **Date of Patent:** **** Jul. 6, 2021**

(54) **PACKAGING AND DISPLAY CONTAINER**

(71) Applicant: **Custom Accessories Inc.**, Richmond, IL (US)

(72) Inventors: **Jason David Carr**, Bentleigh East (AU); **Nguyen Trung Lau**, Sunshine West (AU)

(73) Assignee: **Custom Accessories Inc.**, Richmond, IL (US)

(**) Term: **15 Years**

(21) Appl. No.: **29/679,430**

(22) Filed: **Feb. 6, 2019**

(51) **LOC (13) Cl.** **09-03**

(52) **U.S. Cl.**
USPC **D9/418**

(58) **Field of Classification Search**
USPC D9/414-418, 423, 721, 499, 711, 432, D9/733, 431, 734; D19/90
CPC B65D 5/725; B65D 5/5019; B65D 5/5007; B65D 5/5026; B65D 5/52; B65D 5/5021; B65D 5/5029; B65D 71/22; B65D 5/4204
See application file for complete search history.

(56) **References Cited**

U.S. PATENT DOCUMENTS

2,321,473	A *	6/1943	Ferguson	B65D 5/5007
					206/783
D207,746	S *	5/1967	Cote	D9/418
3,347,357	A *	10/1967	De Soto	B65D 5/52
					229/112
D211,321	S *	6/1968	Ullmann	D9/418
3,517,801	A *	6/1970	Cote	B65D 5/5007
					206/779
D230,572	S *	3/1974	Alessio	D9/418

(Continued)

Primary Examiner — Rhea Shields

(74) *Attorney, Agent, or Firm* — Leydg, Voit & Mayer, Ltd.

(57) **CLAIM**

The ornamental design for a packaging and display container, as shown and described.

DESCRIPTION

FIG. 1 is a perspective view taken from the front, top, and left side of a first embodiment of the ornamental design for a packaging and display container.

FIG. 2 is a right side elevation view of the embodiment of FIG. 1.

FIG. 3 is a left side elevation view of the embodiment of FIG. 1.

FIG. 4 is a front elevation view of the embodiment of FIG. 1.

FIG. 5 is a rear elevation view of the embodiment of FIG. 1.

FIG. 6 is a top plan view of the embodiment of FIG. 1.

FIG. 7 is a bottom plan view of the embodiment of FIG. 1.

FIG. 8 is a perspective view taken from the front, top and left side of a second embodiment of the ornamental design for a packaging and display container.

FIG. 9 is a right side elevation view of the embodiment of FIG. 8.

FIG. 10 is a left side elevation view of the embodiment of FIG. 8.

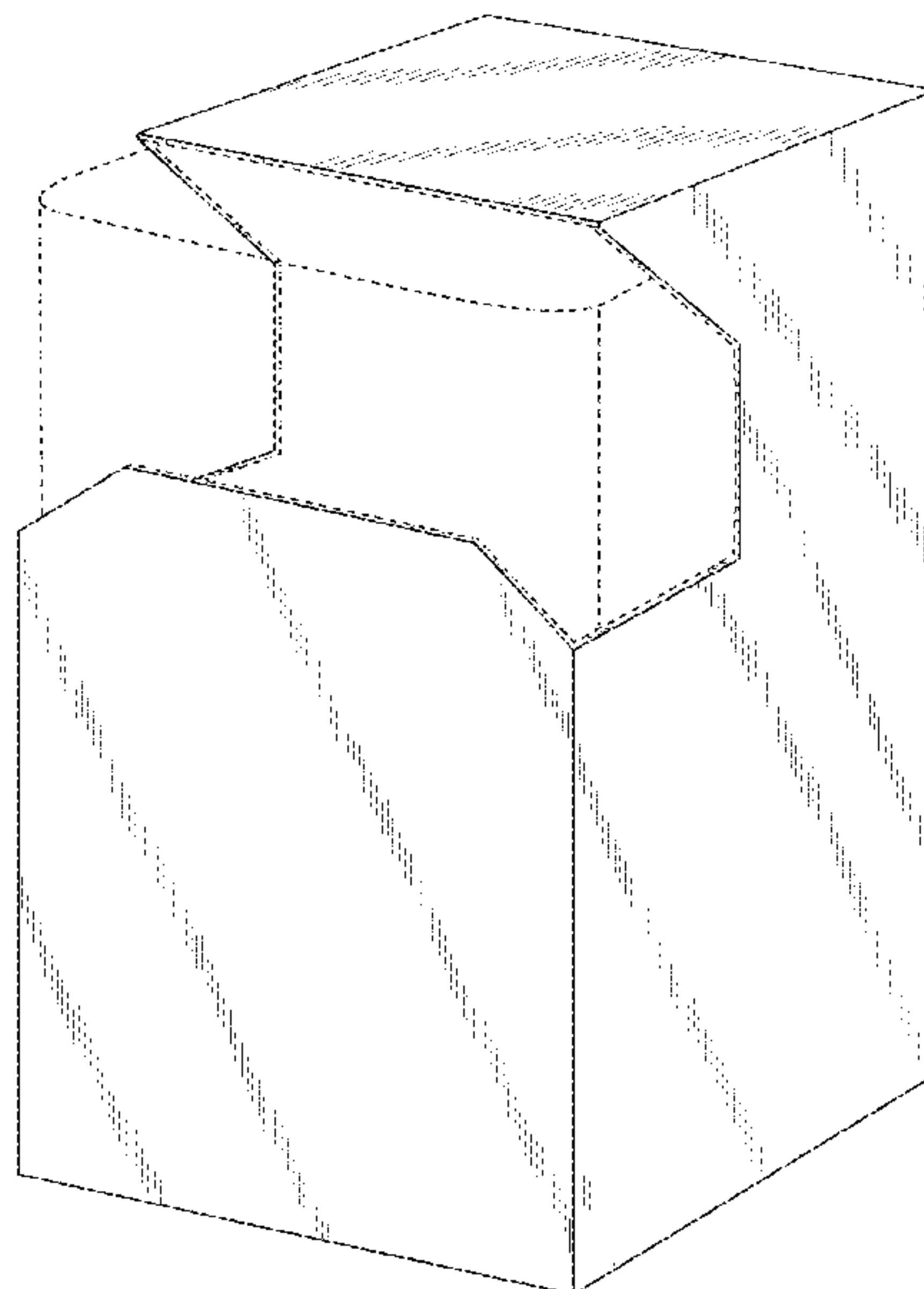
FIG. 11 is a front elevation view of the embodiment of FIG. 8.

FIG. 12 is a rear elevation view of the embodiment of FIG. 8.

FIG. 13 is a top plan view of the embodiment of FIG. 8; and, FIG. 14 is a bottom plan view of the embodiment of FIG. 8.

In the drawings, the broken lines are for the purpose of illustrating portions of the packaging and display container that forms no part of the claimed design.

1 Claim, 11 Drawing Sheets



(56)

References Cited

U.S. PATENT DOCUMENTS

3,989,139	A *	11/1976	Vargo	B65D 5/5026				
					206/778				
D245,229	S *	8/1977	Hanson	D9/418				
D246,440	S *	11/1977	Hanson	D9/418				
4,109,786	A *	8/1978	Roccaforte	B65D 5/5007				
					206/783				
4,561,542	A *	12/1985	Przepiora	B65D 5/5007				
					206/170				
4,607,750	A *	8/1986	Valenti	B65D 5/5021				
					206/443				
D291,065	S *	7/1987	Pugh	D9/418				
D295,958	S *	5/1988	Pugh	D9/711				
D295,960	S *	5/1988	Pugh	D9/418				
D332,744	S *	1/1993	McCooley	D9/415				
5,425,474	A *	6/1995	Dalea	B65D 5/725				
					206/499				
D387,979	S *	12/1997	Dolan	D9/415				
D415,423	S *	10/1999	Miller	D9/431				
D528,434	S *	9/2006	Wolpow	D9/733				
D533,464	S *	12/2006	Wolpow	D9/733				
D535,193	S *	1/2007	Rutledge	D9/721				
D537,734	S *	3/2007	Wolpow	D9/733				
D575,149	S *	8/2008	Baranowski	D9/432				
D580,751	S *	11/2008	Blick	D9/432				
D597,833	S *	8/2009	Ames	D9/432				
D608,635	S *	1/2010	Blick	D9/711				
D625,179	S *	10/2010	Gibson	D9/423				
D694,099	S *	11/2013	Ensslen, III	D9/418				
D739,242	S *	9/2015	Pitera	D9/499				
D751,418	S *	3/2016	Fan	D9/721				
D782,329	S *	3/2017	Sobel	D9/734				
D783,395	S *	4/2017	Wang	D9/418				
D805,583	S *	12/2017	Melnick	D19/90				
D806,531	S *	1/2018	Fan	D9/418				
10,017,308	B2 *	7/2018	Wang	B65D 71/22				
10,065,762	B2 *	9/2018	Schultz	B65D 5/029				
2002/0084201	A1 *	7/2002	Murray	B65D 5/5019				
					206/315.9				
2020/0108986	A1 *	4/2020	Lau	B65D 5/4204				

* cited by examiner

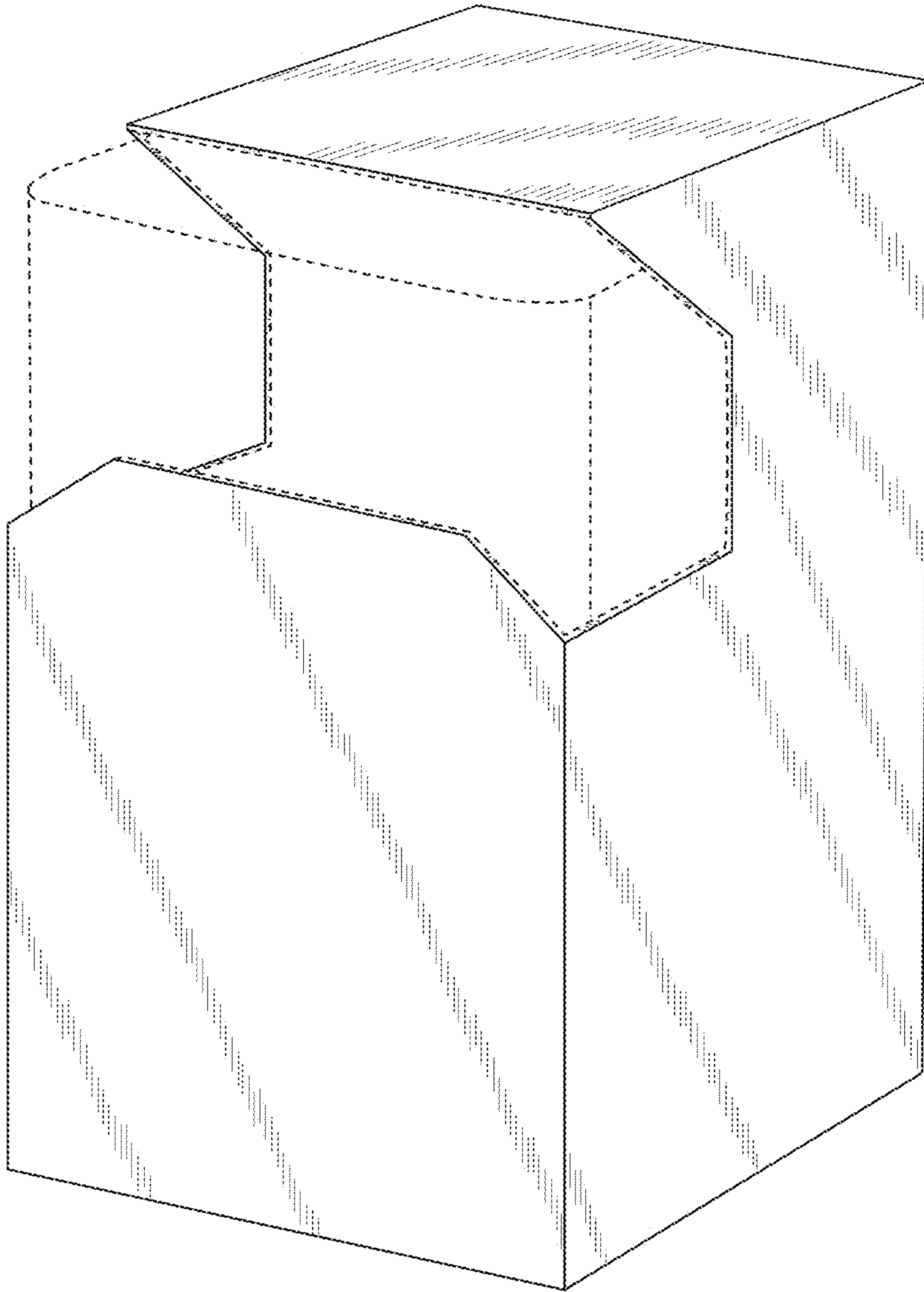


FIG. 1

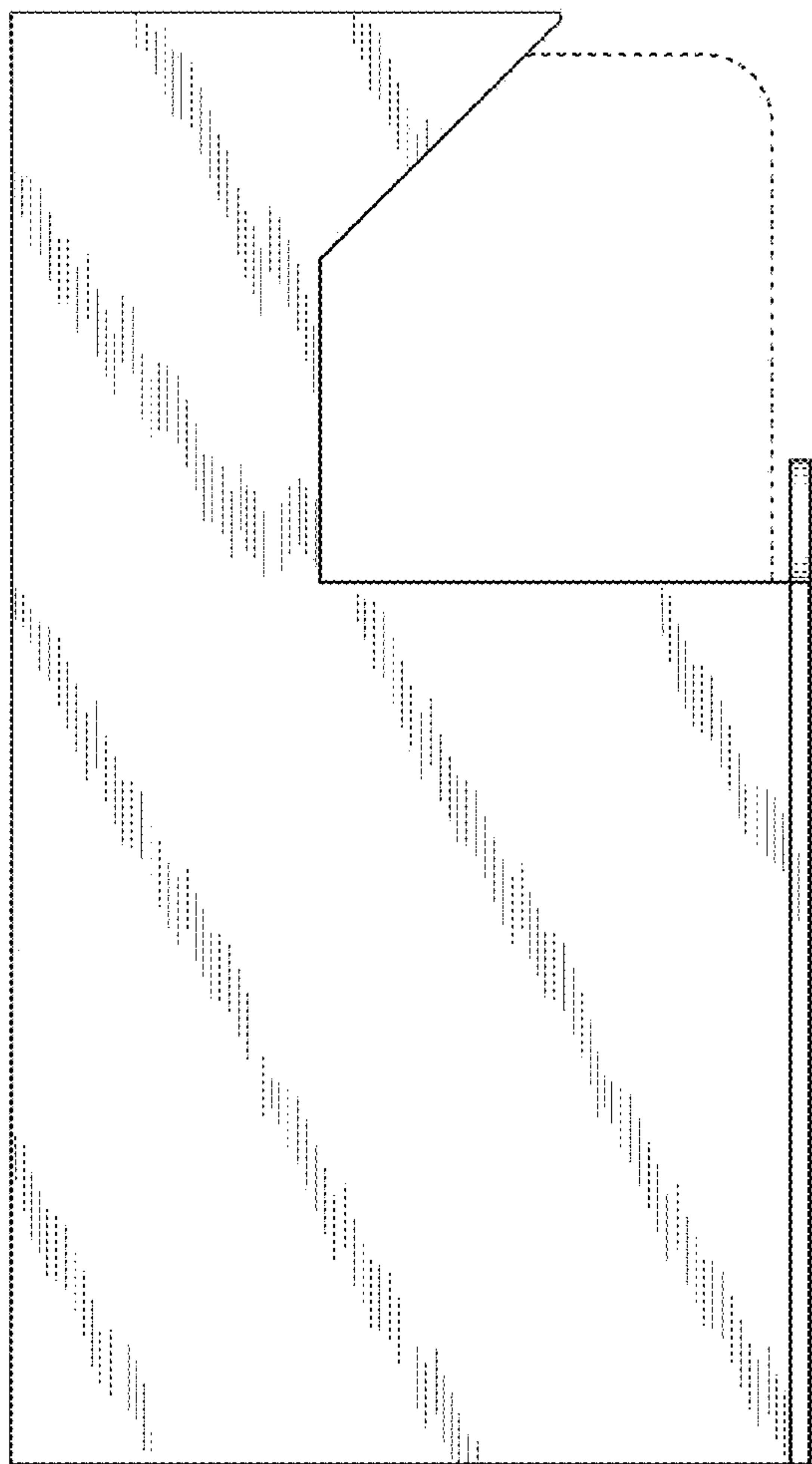


FIG. 2




FIG. 3

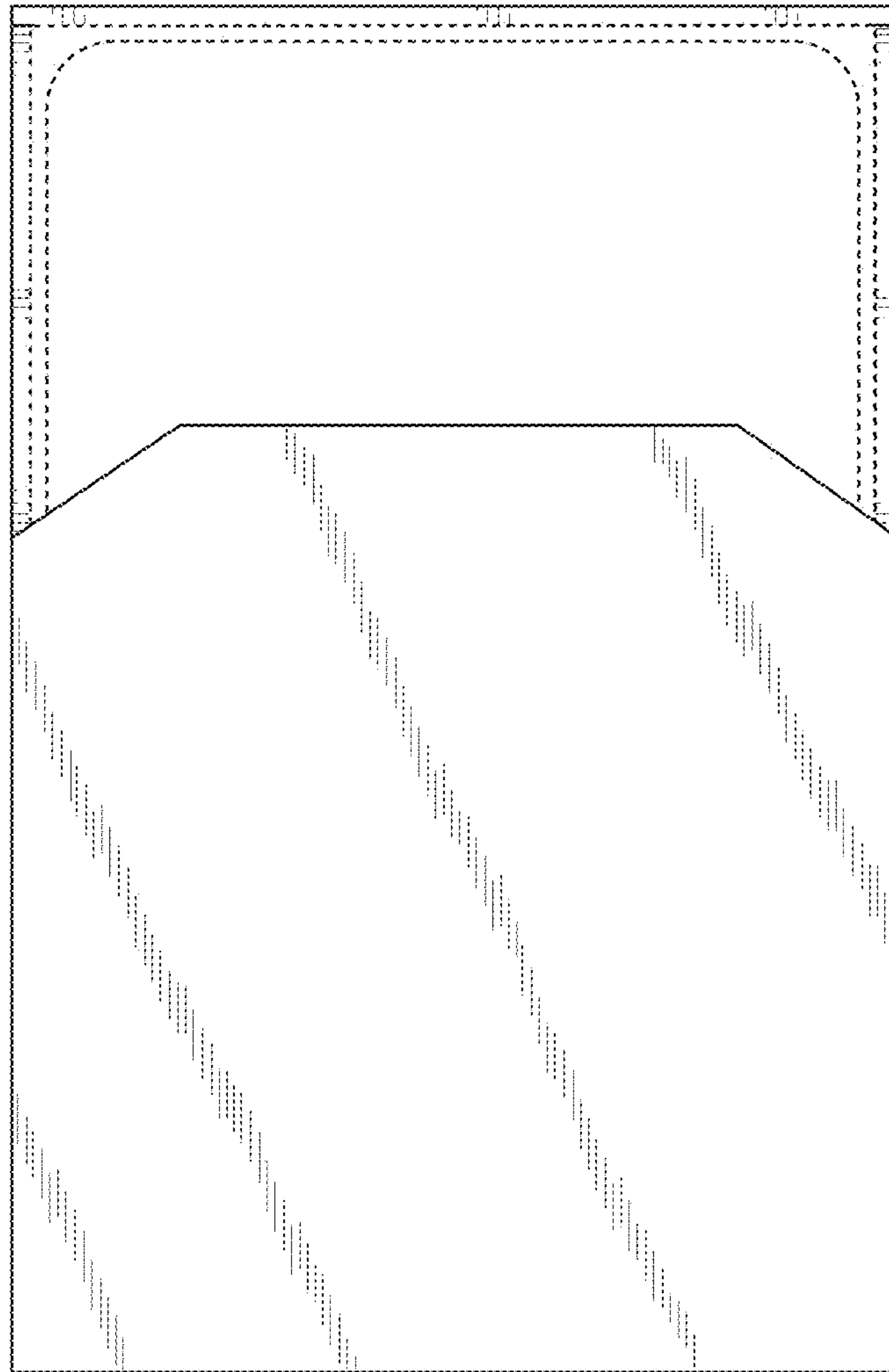


FIG. 4




FIG. 5

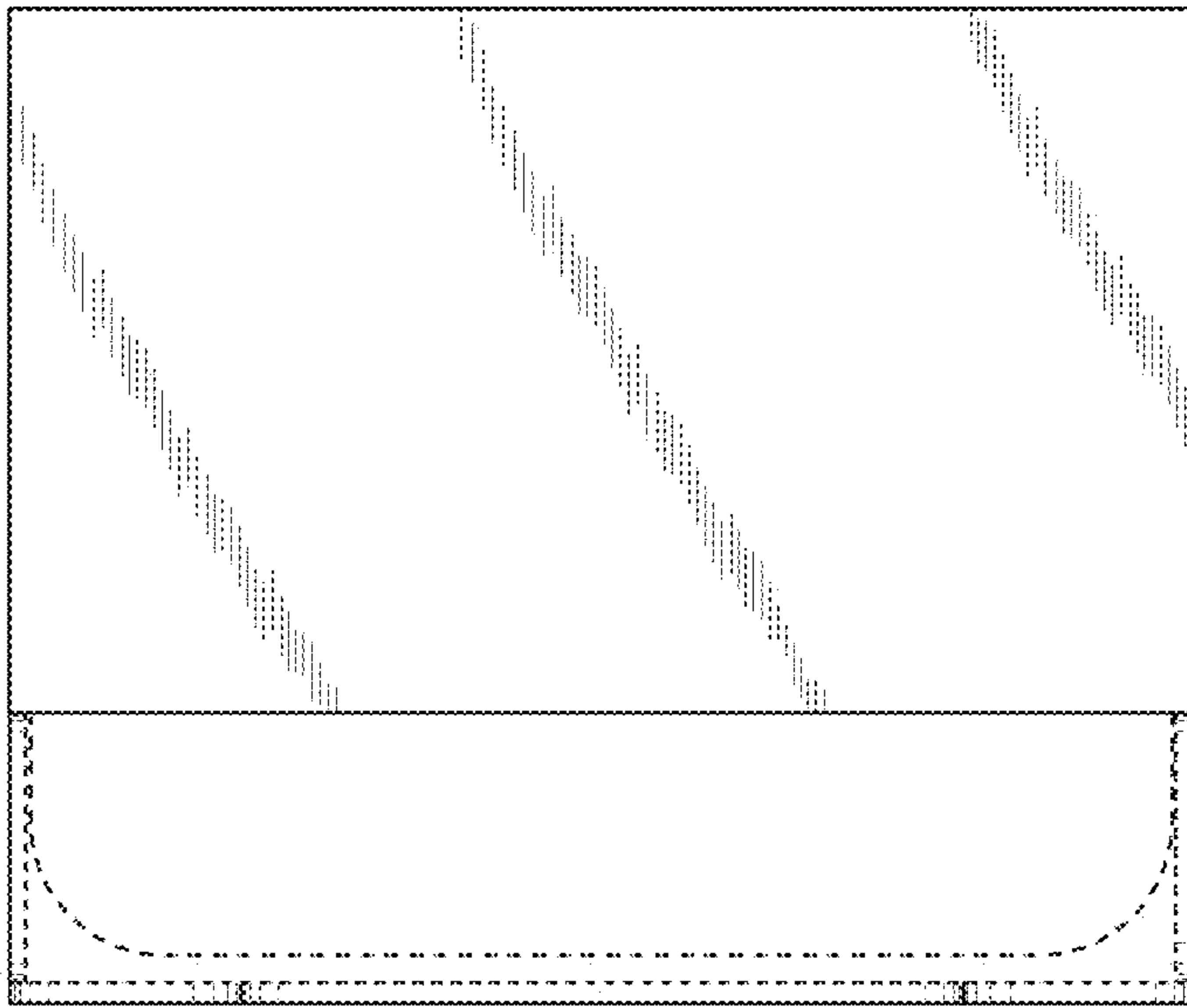


FIG. 6

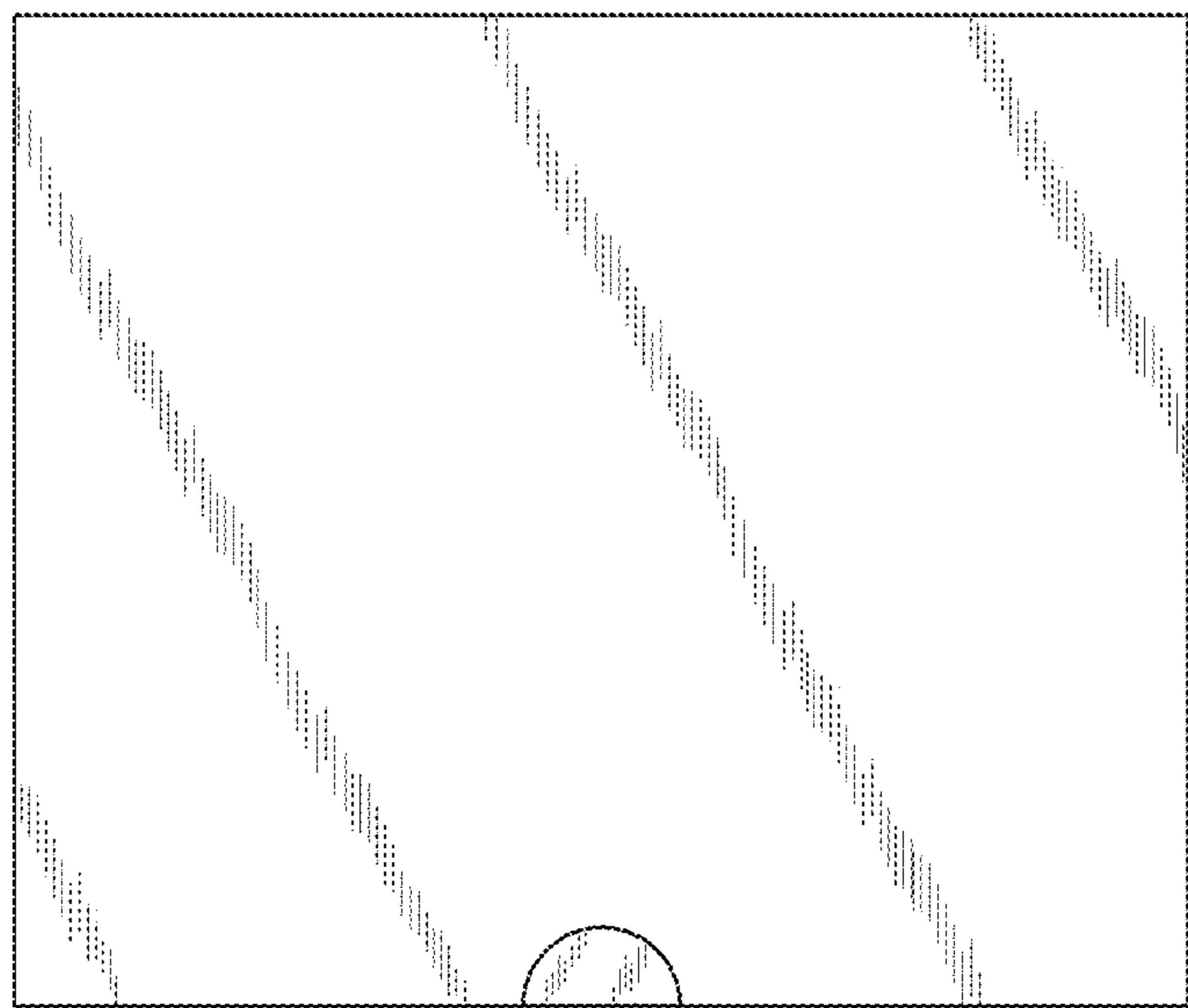


FIG. 7

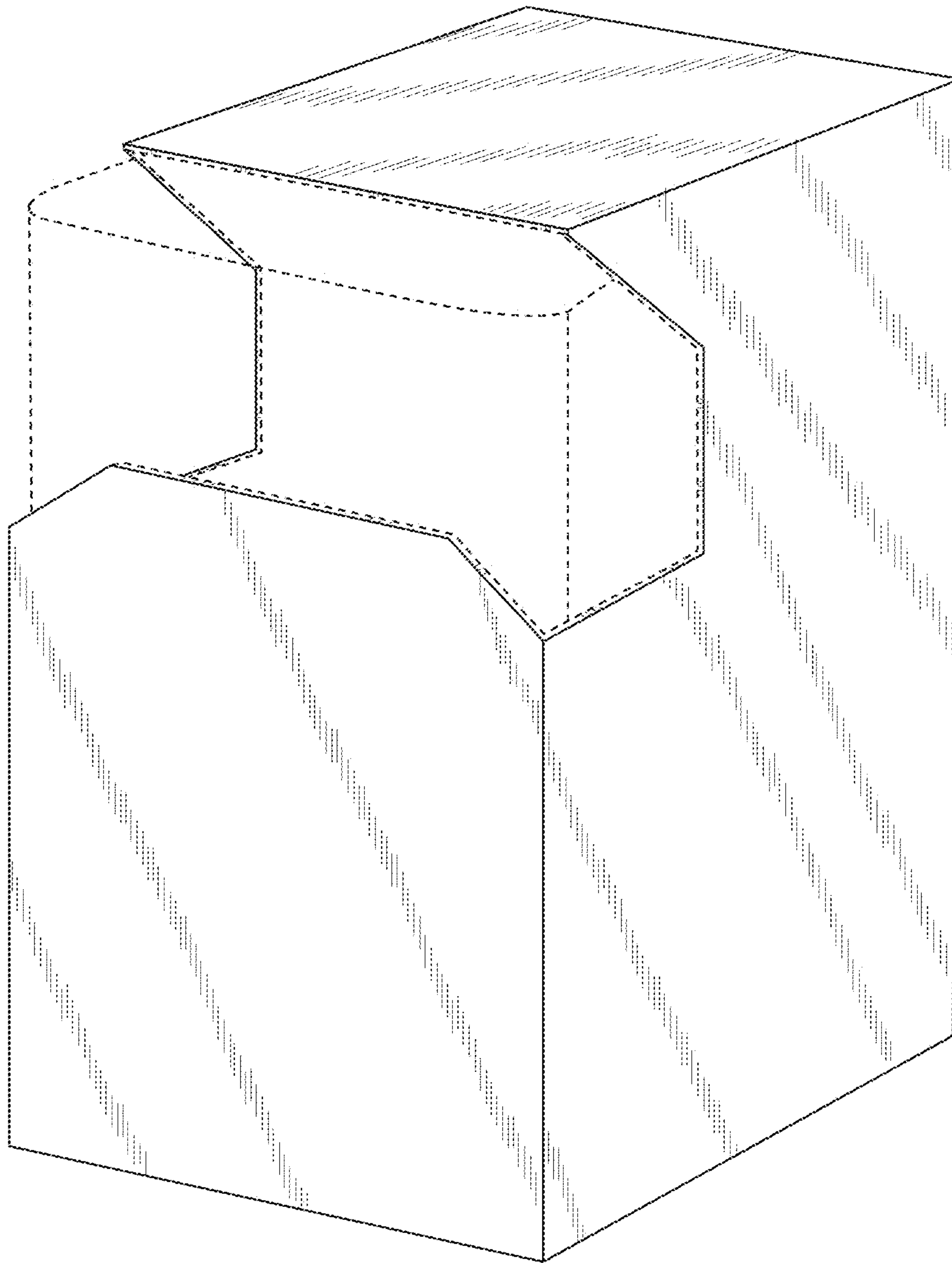


FIG. 8

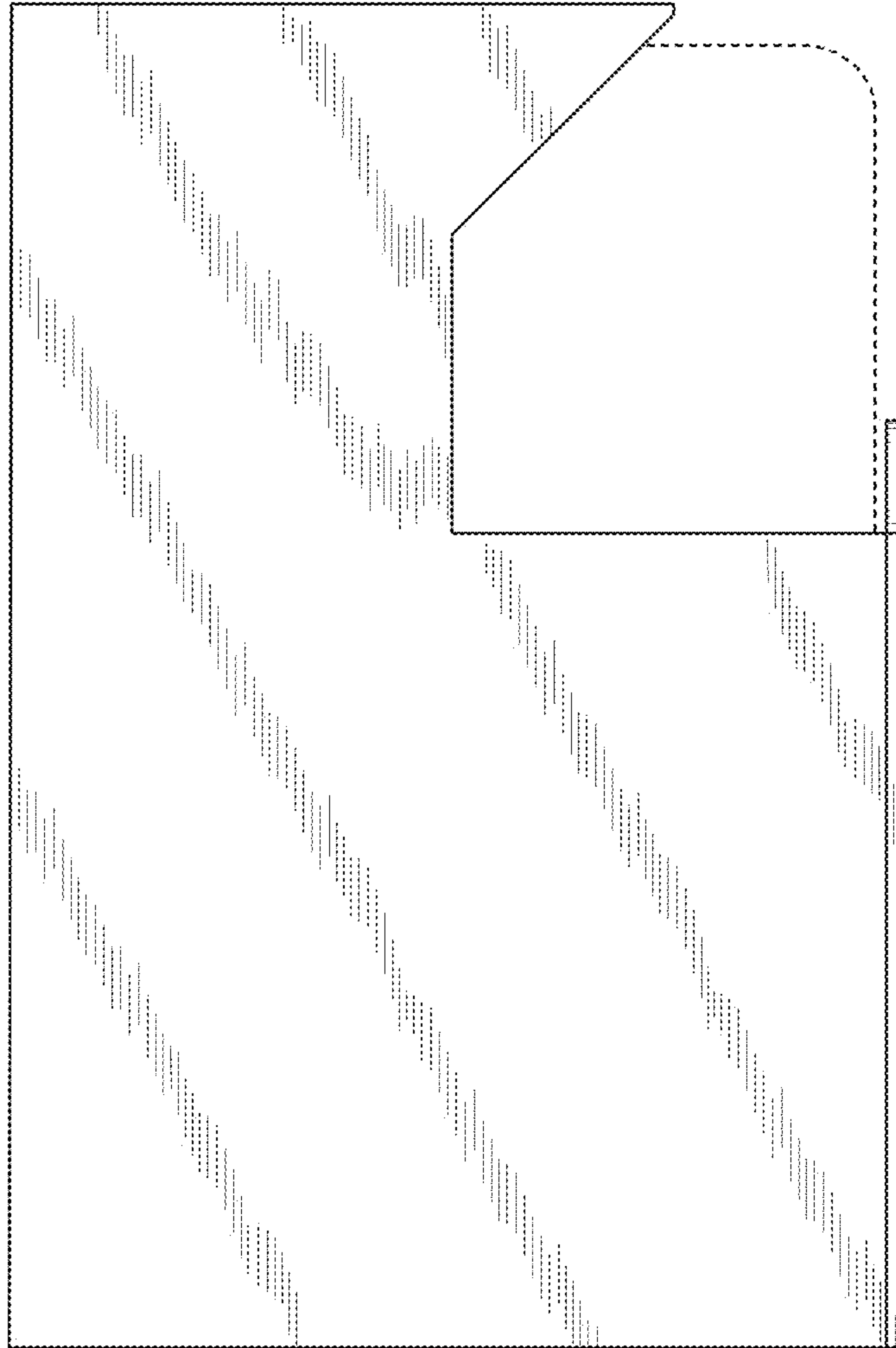


FIG. 9

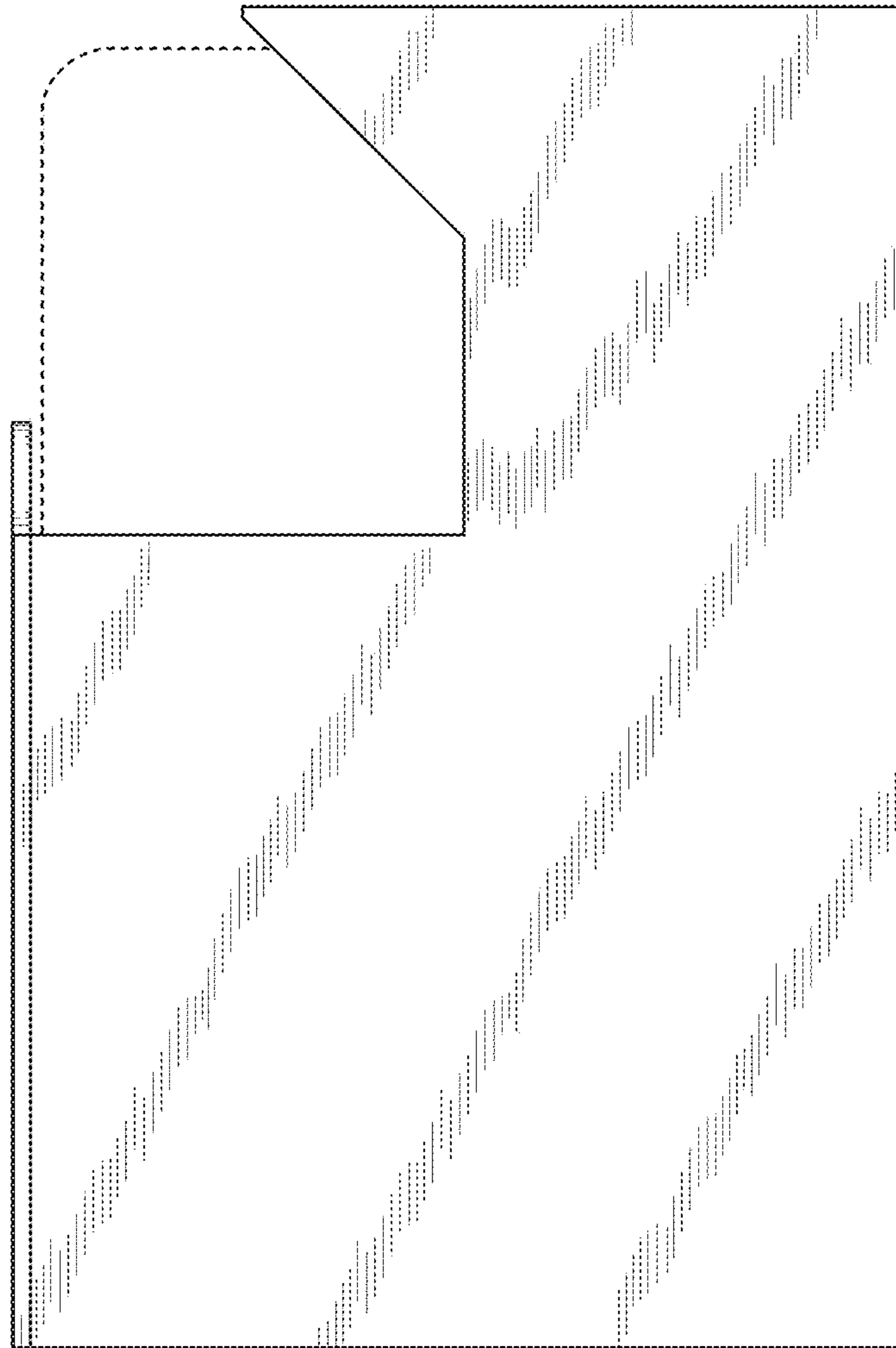


FIG. 10

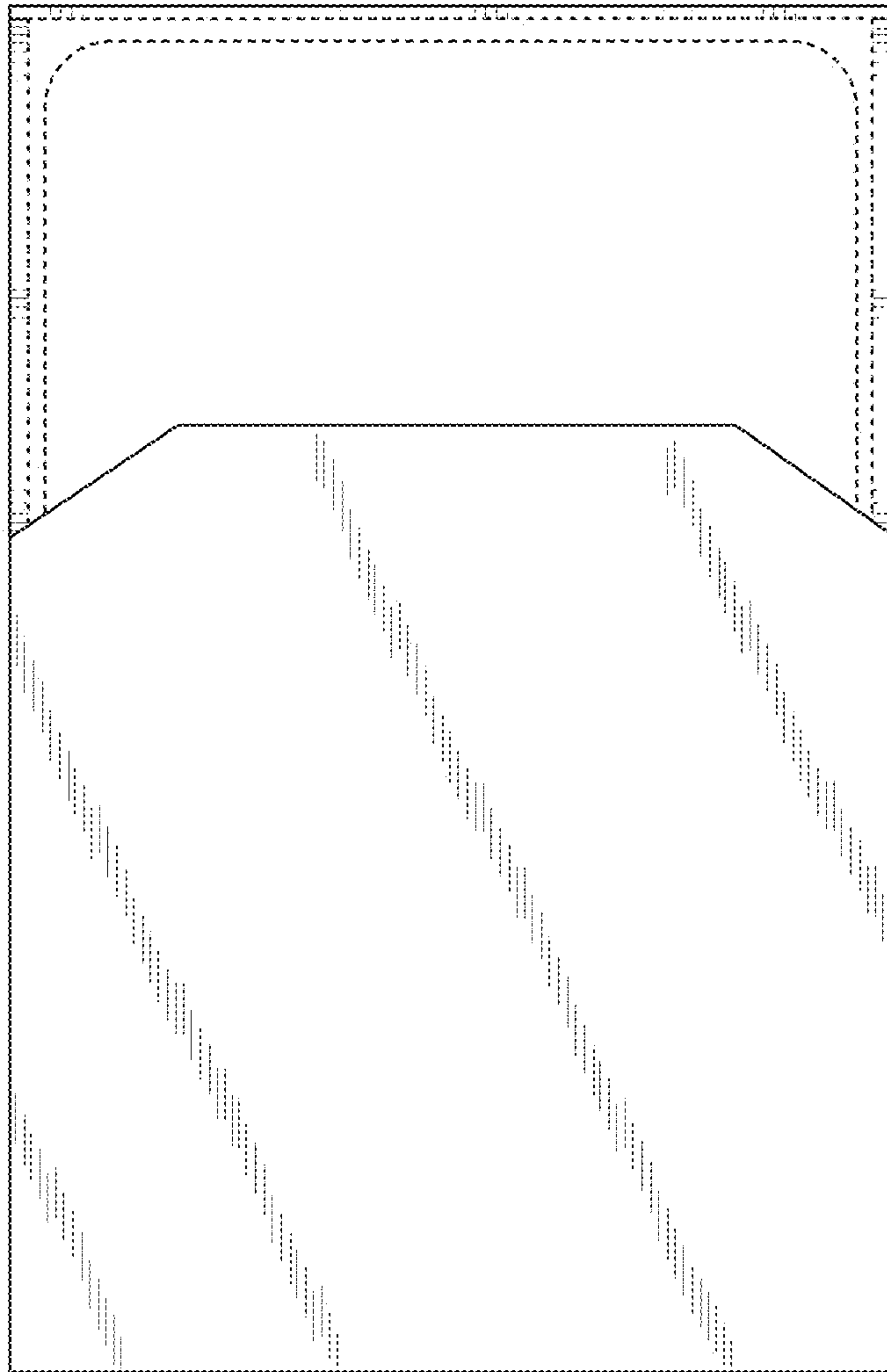


FIG. 11




FIG. 12

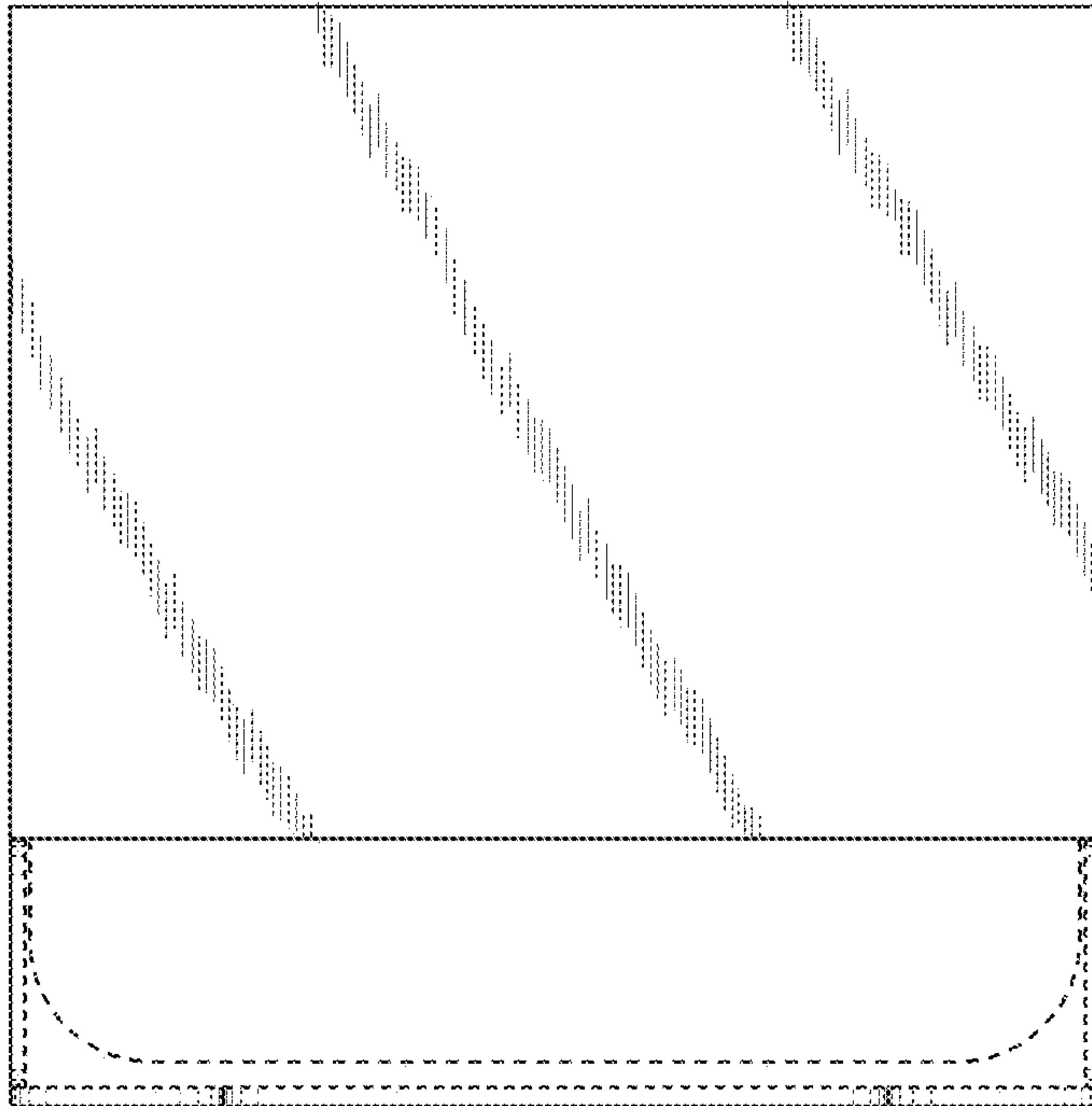


FIG. 13

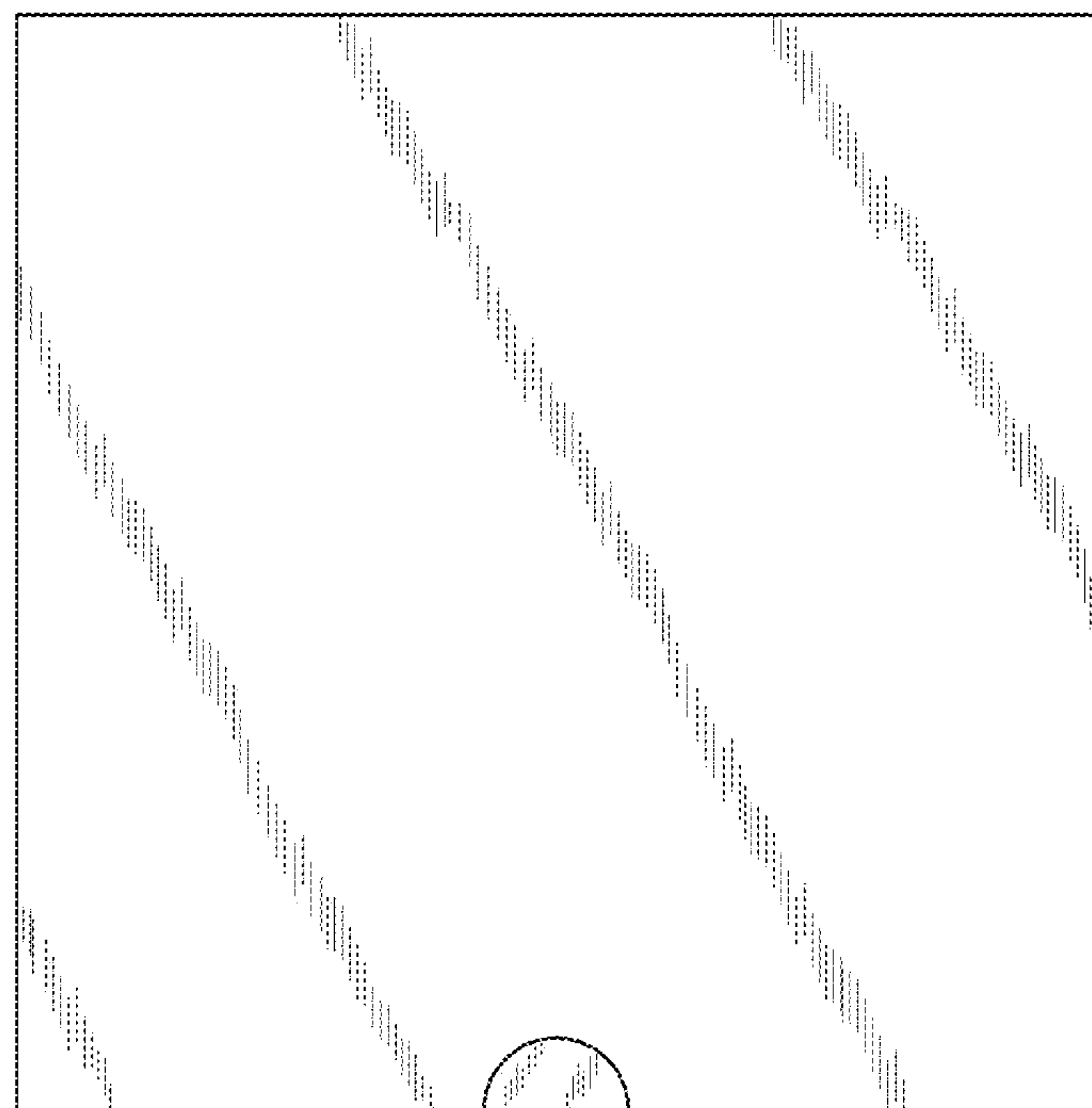


FIG. 14