

US00D924046S

(12) **United States Design Patent**
Hurst

(10) **Patent No.:** **US D924,046 S**

(45) **Date of Patent:** **** Jul. 6, 2021**

(54) **CORRUGATED DRUM FACEPLATE**

(71) Applicant: **NCI Group, Inc.**, Houston, TX (US)

(72) Inventor: **Joe Hurst**, Douglasville, GA (US)

(73) Assignee: **NCI GROUP, INC.**, Houston, TX (US)

(**) Term: **15 Years**

(21) Appl. No.: **29/682,345**

(22) Filed: **Mar. 4, 2019**

(51) **LOC (13) Cl.** **08-09**

(52) **U.S. Cl.**

USPC **D8/400**; D15/148

(58) **Field of Classification Search**

USPC D8/71, 105, 107, 333, 349, 354, 356,
D8/358, 360, 360.1, 367, 373, 382, 383,
D8/394-396, 400; D23/261; D26/38;
D15/148

CPC ... F16H 7/06; F16H 7/12; F16H 55/08; F16H
55/30; E02F 5/06; E02F 5/14

See application file for complete search history.

(56) **References Cited**

U.S. PATENT DOCUMENTS

3,430,677	A	3/1969	Pierce	
3,640,332	A	2/1972	Luby et al.	
D798,059	S *	9/2017	Huy	D4/101
D815,675	S *	4/2018	Karol	D15/148
D817,371	S *	5/2018	Karol	D15/148

D817,372	S *	5/2018	Karol	D15/148
D818,015	S *	5/2018	Karol	D15/138
D824,971	S *	8/2018	Karol	D15/148
D824,972	S *	8/2018	Karol	D15/148
D825,631	S *	8/2018	Karol	D15/148
D847,886	S *	5/2019	Karol	D15/148
D888,116	S *	6/2020	Karol	D15/148
D889,520	S *	7/2020	Hawley	D15/144
D892,587	S *	8/2020	Albertson	D8/71

* cited by examiner

Primary Examiner — Keli L Hill

Assistant Examiner — Harold E Blackwell, II

(74) *Attorney, Agent, or Firm* — Bracewell LLP; Brad Y. Chin

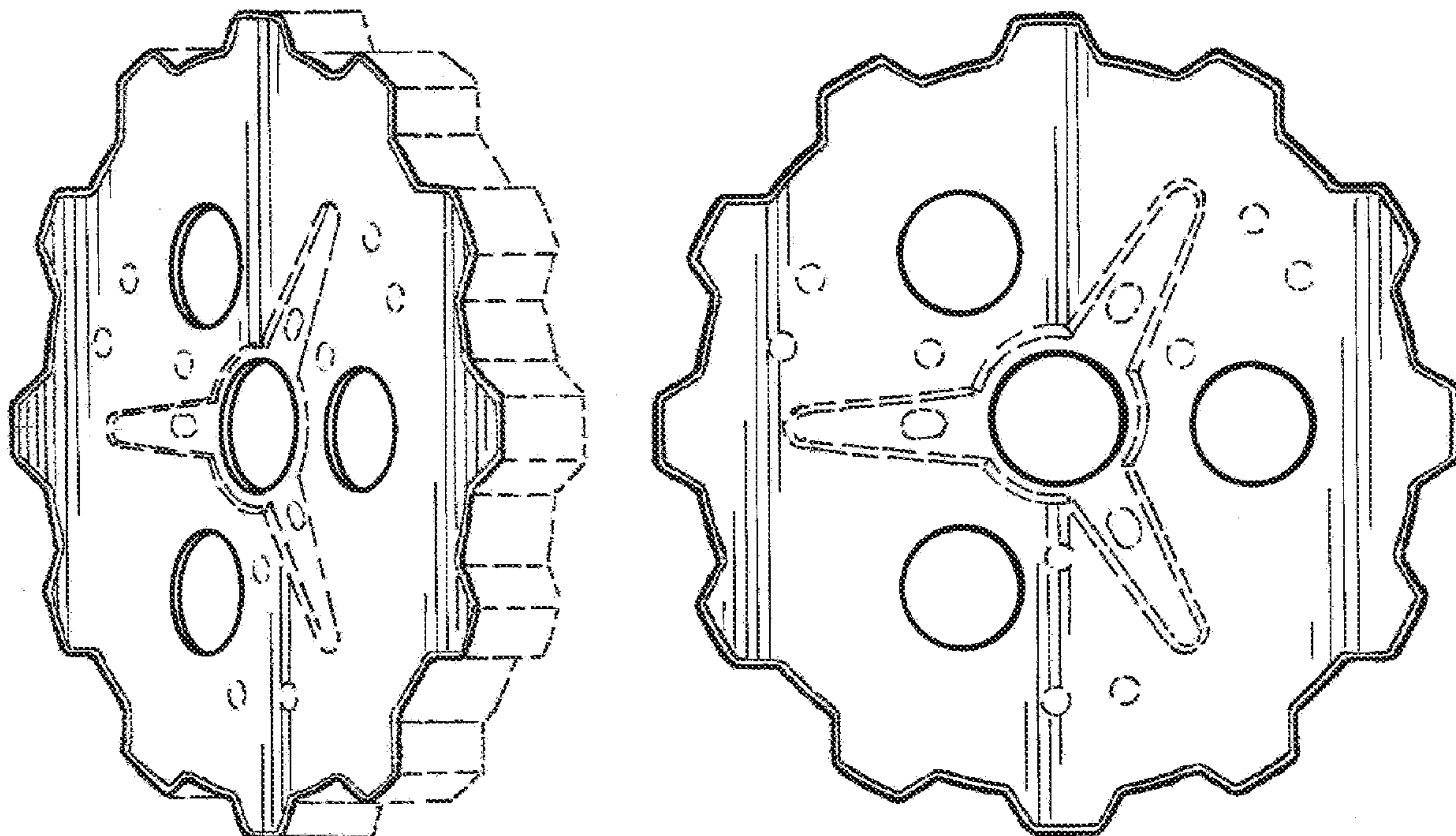
(57) **CLAIM**

I claim the ornamental design for a corrugated drum faceplate, as shown and described.

DESCRIPTION

FIG. 1 is a front perspective view of the corrugated drum faceplate showing the claimed design; FIG. 2 is a front elevational view thereof; FIG. 3 is a rear elevational view thereof; FIG. 4 is a side profile view thereof; and, FIG. 5 is a sectional view taken along lines 5-5 of FIG. 3. In the drawings, the broken lines are for the purpose of showing environmental structure and form no part of the claimed design.

1 Claim, 1 Drawing Sheet



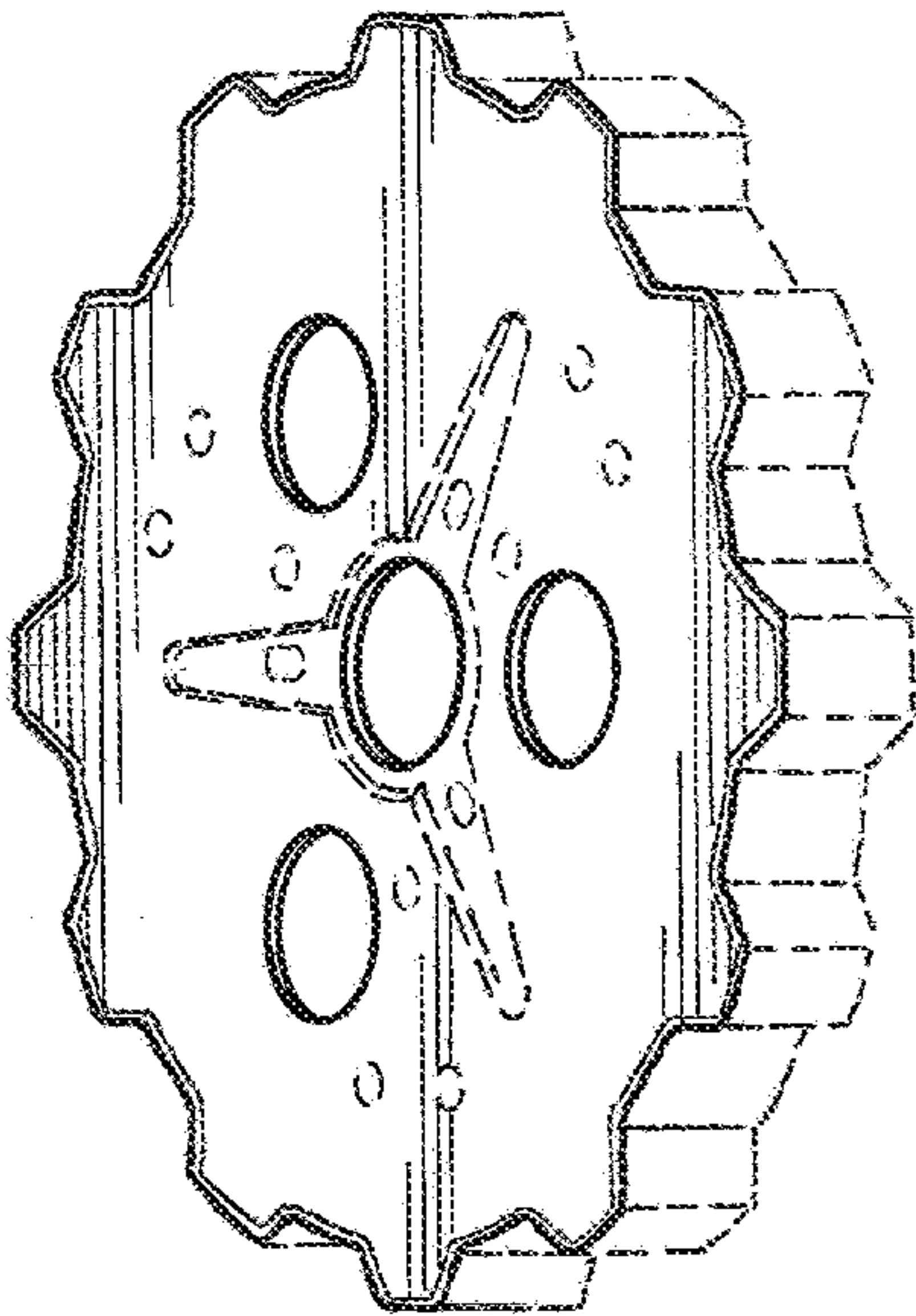


FIG. 1

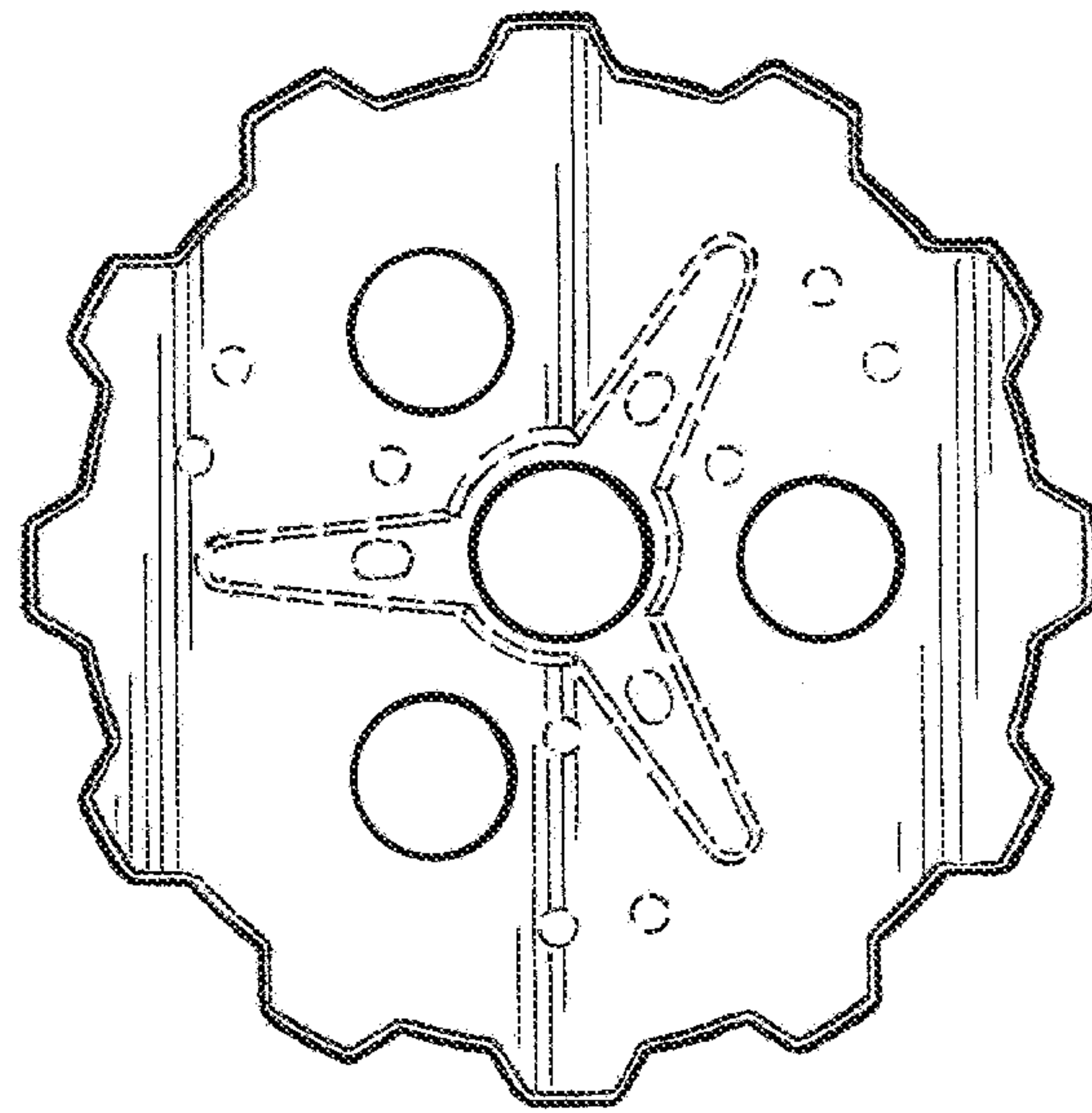


FIG. 2

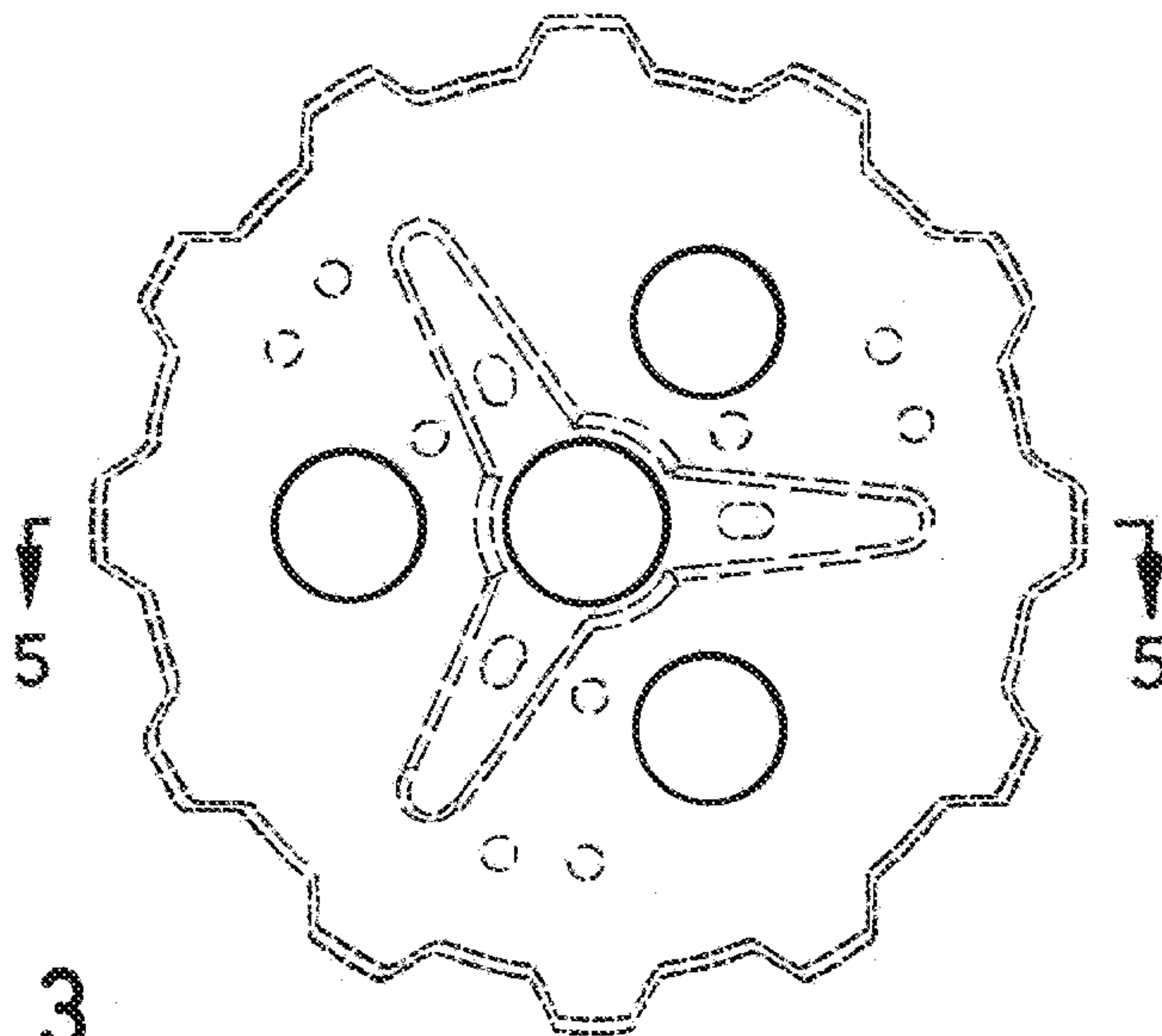


FIG. 3

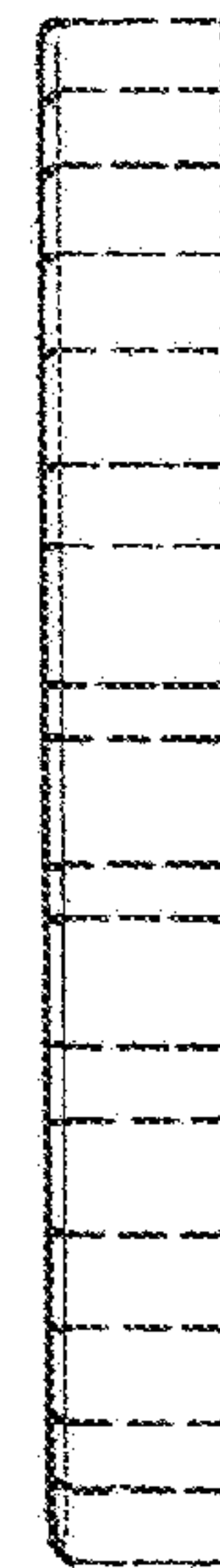


FIG. 4




FIG. 5