



US00D924006S

(12) **United States Design Patent** (10) **Patent No.:** **US D924,006 S**
Gillespie et al. (45) **Date of Patent:** **** Jul. 6, 2021**

(54) **GRILL INSERT**

(71) Applicant: **W.C. BRADLEY CO.**, Columbus, GA (US)

(72) Inventors: **Brad Gillespie**, Midland, GA (US); **Dan Corso**, Columbus, GA (US); **Brian Barnett**, Fortson, GA (US); **Anthony Hamilton**, Hamilton, GA (US); **Ramin Khosravi Rahmani**, Columbus, GA (US)

(73) Assignee: **W.C. Bradley Co.**, Columbus, GA (US)

(**) Term: **15 Years**

(21) Appl. No.: **29/722,176**

(22) Filed: **Jan. 27, 2020**

(51) **LOC (13) Cl.** **07-02**

(52) **U.S. Cl.**
USPC **D7/409**

(58) **Field of Classification Search**
USPC D7/323, 332, 335-337, 354-355, D7/359-364, 387-388, 402, 407-409
CPC A21B 2/00; A21B 3/00; A21B 3/13; A21B 3/15; A21B 5/00; A21B 5/02; A23N 12/06; A23N 12/08; A23N 12/10; A47J 37/00; A47J 37/04; A47J 37/041; A47J 37/042; A47J 37/06; A47J 37/0688; A47J 37/0694; A47J 37/07; A47J 37/0704; A47J 37/10; A47J 47/20; A47J 2037/00; A47J 2037/06; A47J 2037/0611; A47J 2037/07; A47J 2037/0786; A47J 2037/0795; F24C 15/10; F24C 15/12; F24C 15/14; F24C 15/16; F24C 15/18; F24C 15/107; F24C 15/164

See application file for complete search history.

(56) **References Cited**

U.S. PATENT DOCUMENTS

D364,777 S *	12/1995	Schlosser	D7/402
6,935,330 B1 *	8/2005	Barrero	F24C 15/107 126/214 C
D620,312 S *	7/2010	Jendrass	D7/408
D623,014 S *	9/2010	Alden	D7/409
D671,363 S *	11/2012	Parel	D7/409
D671,364 S *	11/2012	Parel	D7/409
D681,394 S *	5/2013	Parel	D7/409
D706,571 S *	6/2014	Rivera	D7/359
D825,264 S *	8/2018	Cielenski	D7/408
D827,372 S *	9/2018	Cielenski	D7/408
D828,719 S *	9/2018	Cielenski	D7/408
D858,193 S *	9/2019	Romzek	D7/409
D871,139 S *	12/2019	Peterson	D7/409

* cited by examiner

Primary Examiner — Ricky Pham

(74) *Attorney, Agent, or Firm* — David G. Woodral; GableGotwals

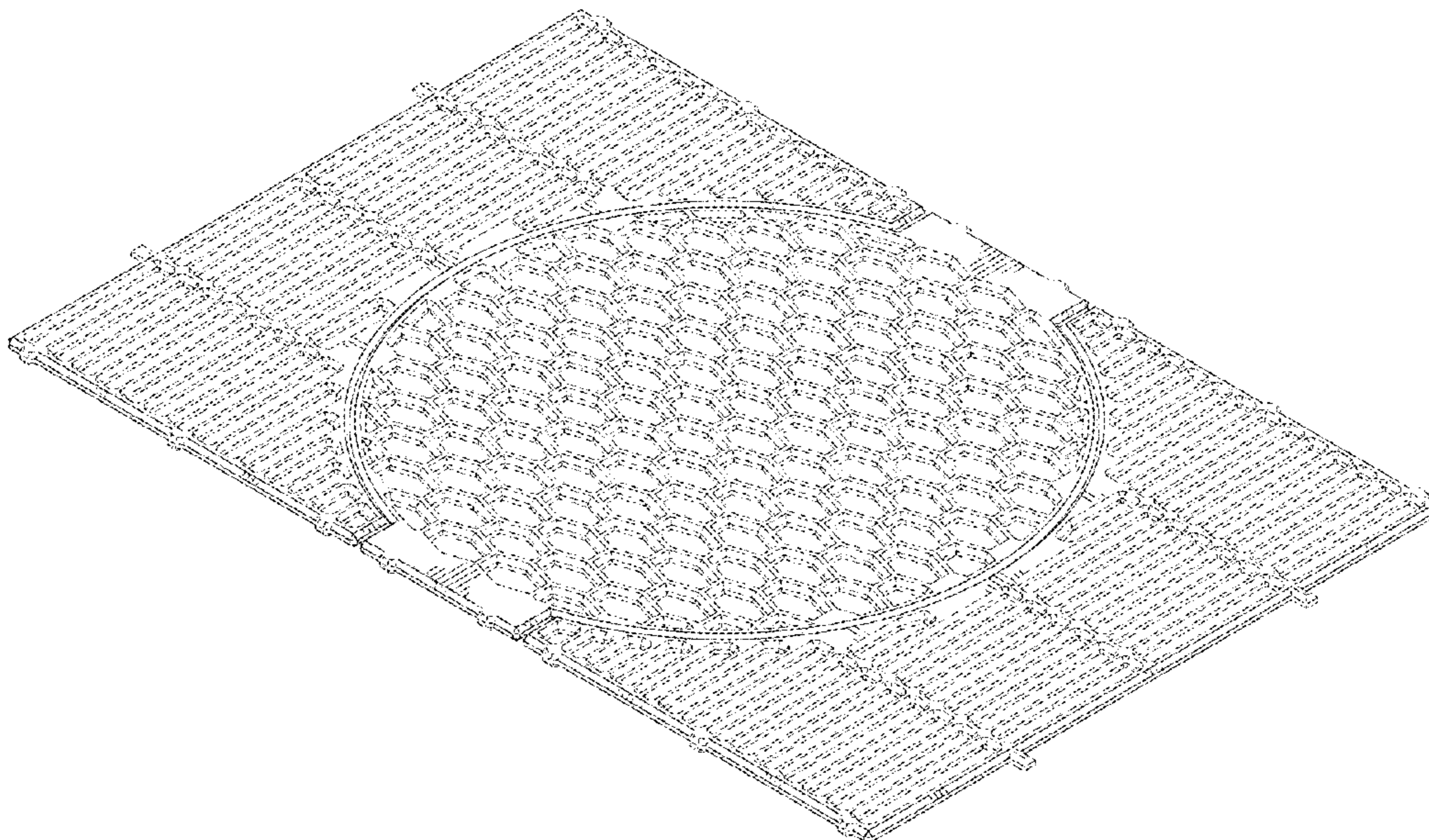
(57) **CLAIM**

The ornamental design for a grill insert, as shown and described herein.

DESCRIPTION

FIG. 1 is a front perspective view of the grill insert of the invention.
FIG. 2 is a front elevational view of the grill insert of the invention.
FIG. 3 is a rear elevational view of the grill insert of the invention.
FIG. 4 is right side view of the grill insert of the invention.
FIG. 5 is a left side view of the grill insert of the invention.
FIG. 6 is a top view of the grill insert of the invention; and, FIG. 7 is a bottom view of the grill insert of the invention.
The broken lines in the drawings are for environmental illustration only and form no part of the claimed design.

1 Claim, 5 Drawing Sheets



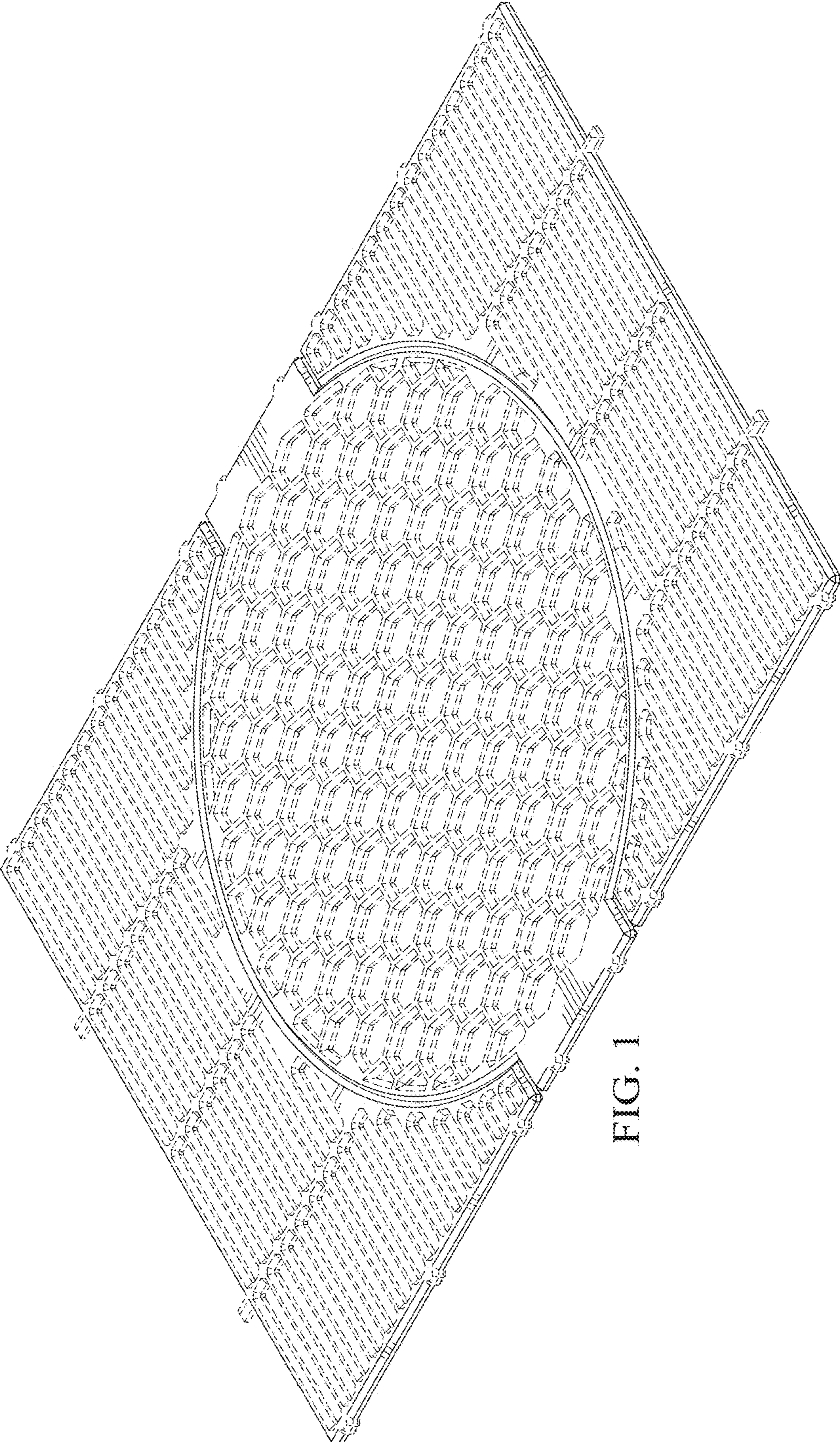


FIG. 1

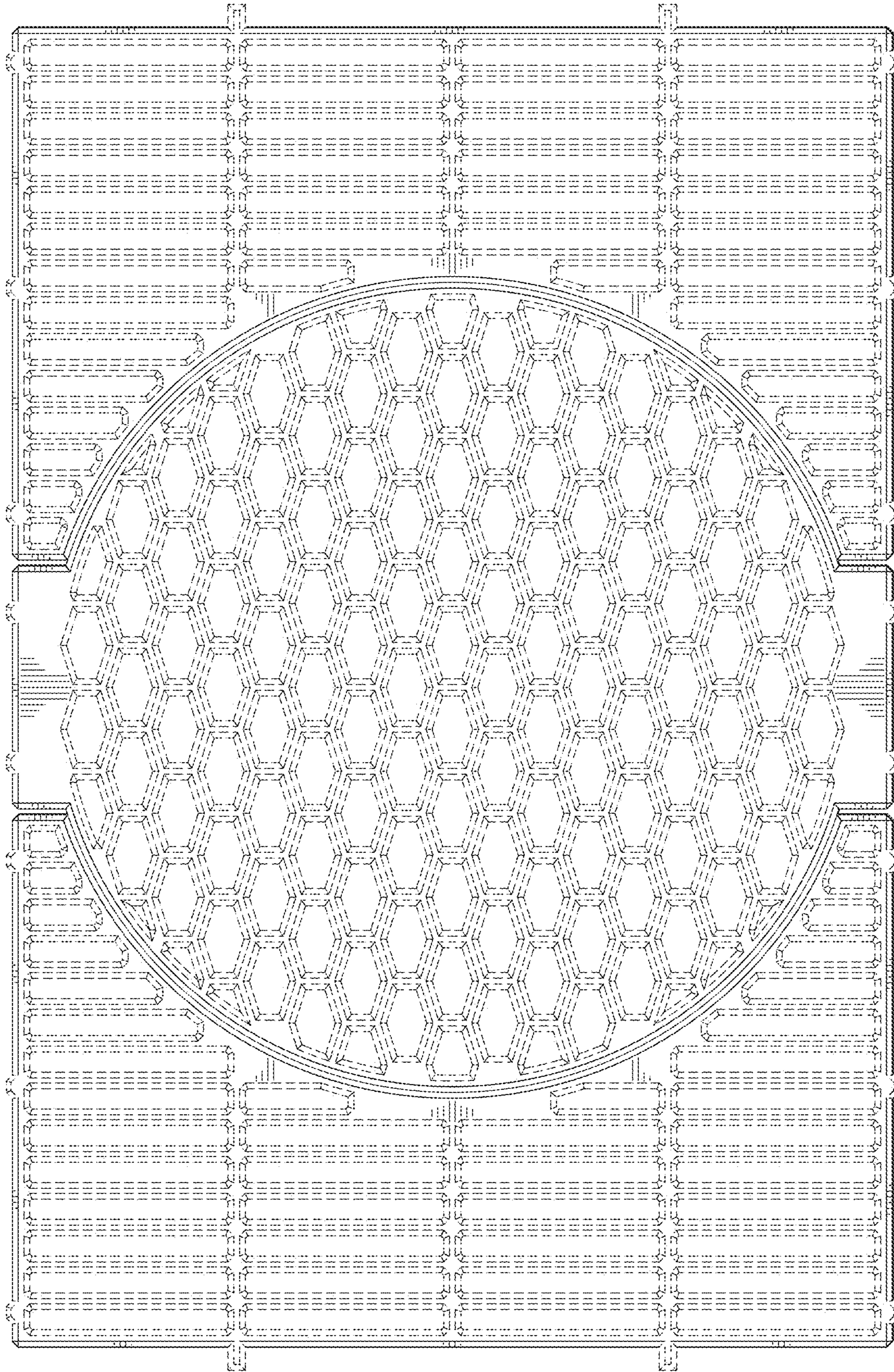


FIG. 2

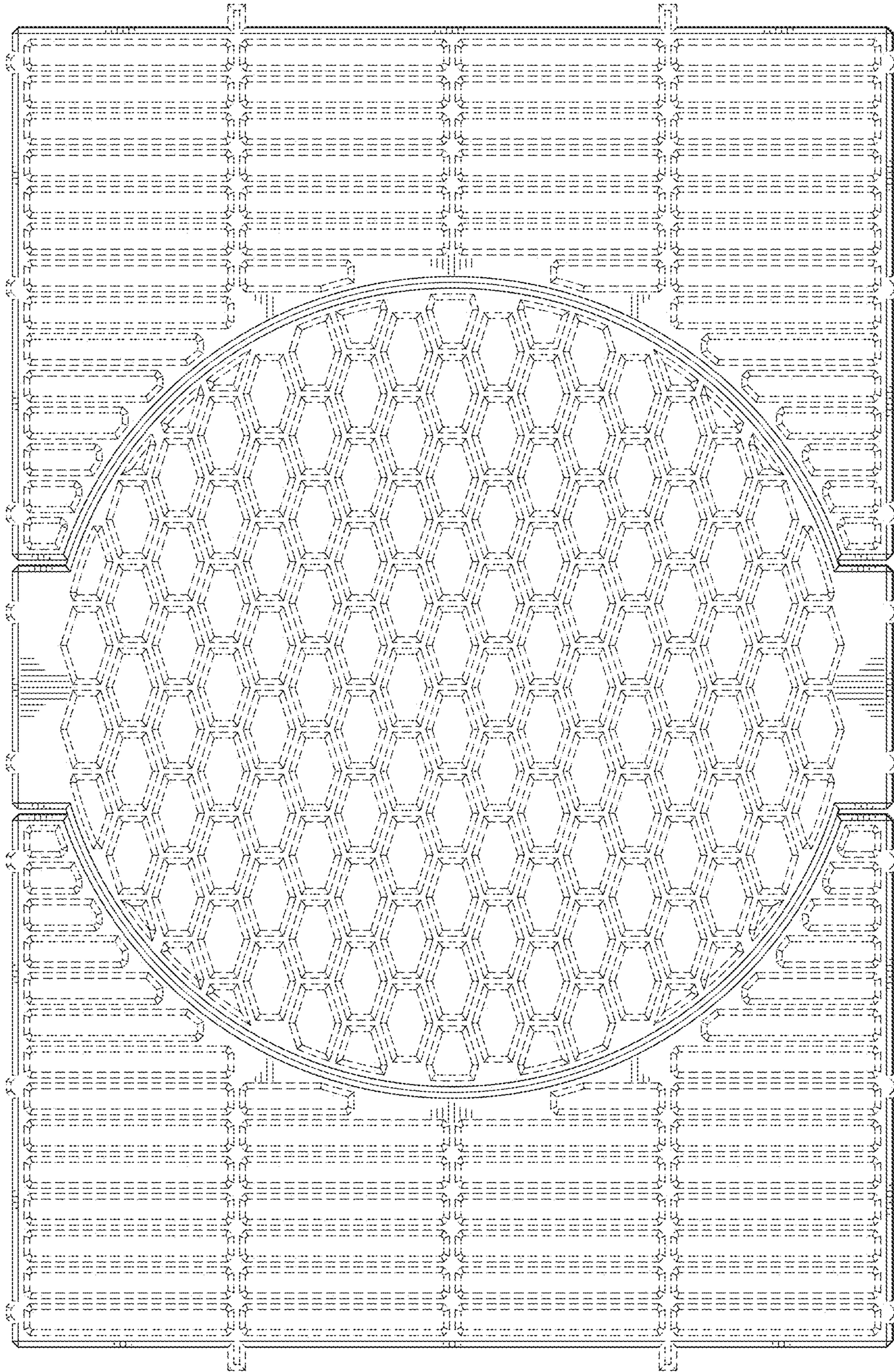


FIG. 3

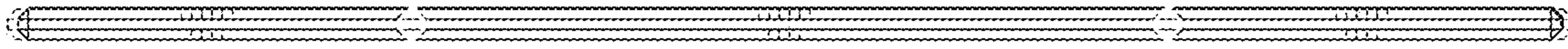


FIG. 5

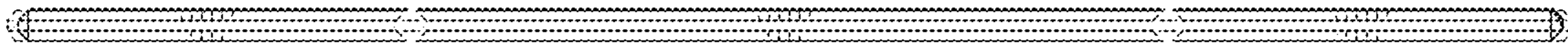


FIG. 4



FIG. 6

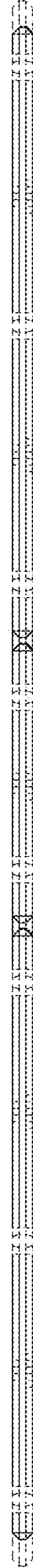


FIG. 7