



US00D924005S

(12) **United States Design Patent** (10) **Patent No.:** **US D924,005 S**  
**Witberg** (45) **Date of Patent:** **\*\* Jul. 6, 2021**

(54) **RACK FOR SOUS VIDE, COOLING/FREEZING, COOKING AND/OR SMOKING FOOD**

(71) Applicant: **Wihapa AS**, Oslo (NO)

(72) Inventor: **Knut Witberg**, Oslo (NO)

(73) Assignee: **WIHAPA AS**, Oslo (NO)

(\*\*) Term: **15 Years**

(21) Appl. No.: **29/685,848**

(22) Filed: **Apr. 1, 2019**

(30) **Foreign Application Priority Data**

Nov. 12, 2018 (NO) ..... 20181000

(51) **LOC (13) Cl.** ..... **07-02**

(52) **U.S. Cl.**  
USPC ..... **D7/409**

(58) **Field of Classification Search**

USPC ..... D6/678.4; D7/323, 332, 335-337, D7/354-355, 359-364, 387-388, 402, D7/407-409, 704; D19/90  
 CPC .... A21B 2/00; A21B 3/00; A21B 3/13; A21B 3/15; A21B 5/00; A21B 5/02; A23N 12/06; A23N 12/08; A23N 12/10; A47J 37/00; A47J 37/04; A47J 37/041; A47J 37/042; A47J 37/06; A47J 37/0688; A47J 37/0694; A47J 37/07; A47J 37/0704; A47J 37/10; A47J 43/18; A47J 47/16; A47J 47/20; A47J 2037/00; A47J 2037/06; A47J 2037/0611; A47J 2037/07; A47J 2037/0786; A47J 2037/0795; F24C 15/10; F24C 15/12; F24C 15/14; F24C 15/16; F24C 15/18; F24C 15/102; F24C 15/164

See application file for complete search history.

(56) **References Cited**

U.S. PATENT DOCUMENTS

2,360,026 A \* 10/1944 Wall ..... A47J 37/0694  
99/426  
 3,084,617 A \* 4/1963 Jamentz ..... A47J 37/0694  
99/426  
 6,164,194 A \* 12/2000 Westmoreland .... A47J 37/0694  
211/181.1  
 D538,106 S \* 3/2007 Julian ..... D7/409

(Continued)

*Primary Examiner* — Ricky Pham

(74) *Attorney, Agent, or Firm* — Harness, Dickey & Pierce, P.L.C.

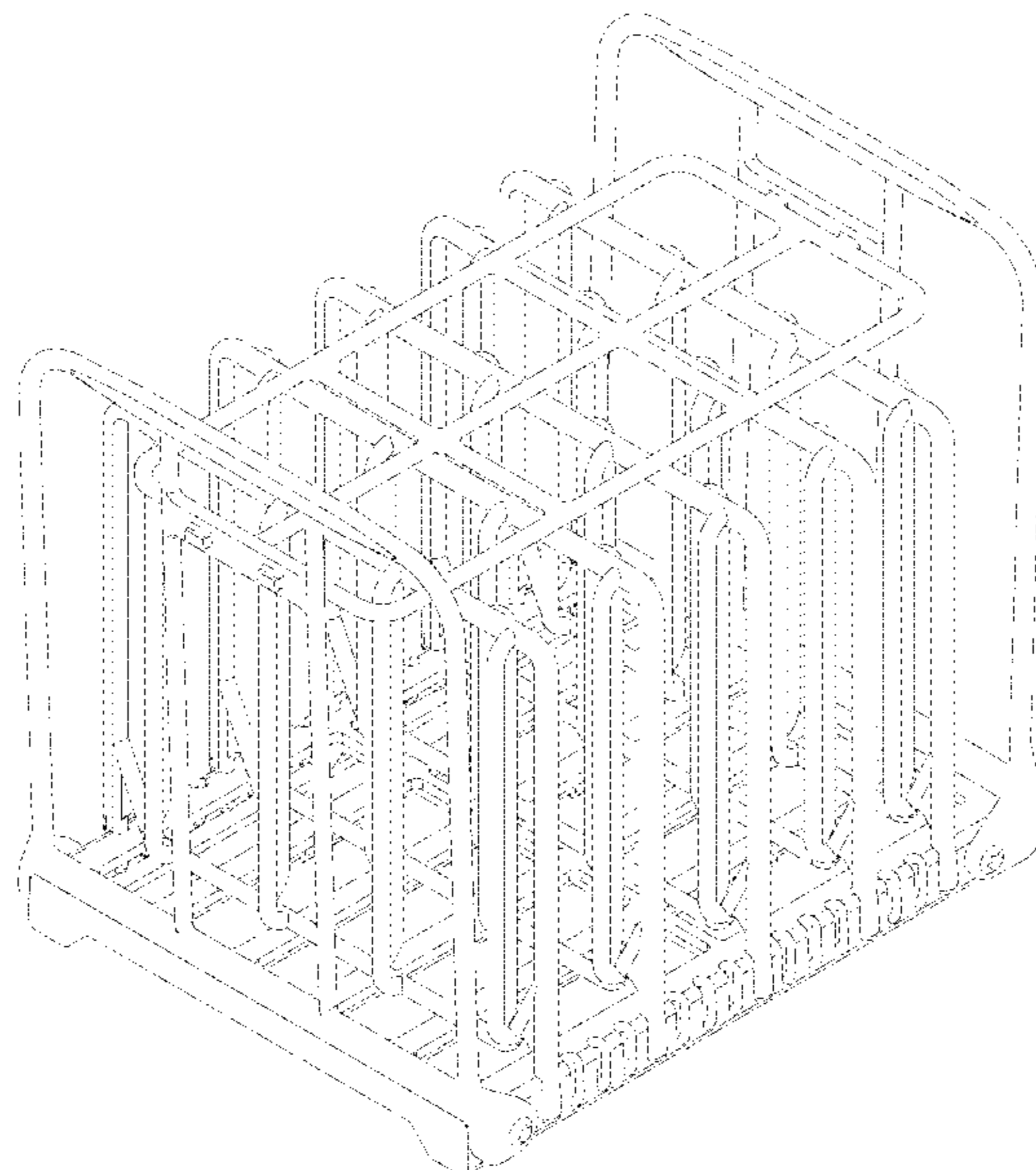
(57) **CLAIM**

The ornamental design for a rack for sous vide, cooling/freezing, cooking and/or smoking food, as shown and described.

**DESCRIPTION**

FIG. 1 is a perspective view showing a rack for sous vide, cooling/freezing, cooking and/or smoking food;  
 FIG. 2 is a left-side elevational view of the rack for sous vide, cooling/freezing, cooking and/or smoking food of FIG. 1;  
 FIG. 3 is a right-side elevational view of the rack for sous vide, cooling/freezing, cooking and/or smoking food of FIG. 1;  
 FIG. 4 is a back elevational view of the rack for sous vide, cooling/freezing, cooking and/or smoking food of FIG. 1;  
 FIG. 5 is a front elevational view of the rack for sous vide, cooling/freezing, cooking and/or smoking food of FIG. 1;  
 FIG. 6 is top plan view of the rack for sous vide, cooling/freezing, cooking and/or smoking food of FIG. 1; and,  
 FIG. 7 is a bottom plan view of the rack for sous vide, cooling/freezing, cooking and/or smoking food of FIG. 1.

**1 Claim, 7 Drawing Sheets**



(56)

**References Cited**

U.S. PATENT DOCUMENTS

7,669,523 B1 \* 3/2010 Zemel ..... A47J 37/0694  
99/426  
D668,103 S \* 10/2012 Cloutier ..... D7/402  
D694,580 S \* 12/2013 Cloutier ..... D7/402  
8,627,764 B1 \* 1/2014 Cloutier ..... A47J 37/0694  
99/450  
D774,356 S \* 12/2016 Maiorana ..... D7/409  
D780,262 S \* 2/2017 Tsai ..... D19/90  
D823,078 S \* 7/2018 Tuang ..... D7/704  
D850,169 S \* 6/2019 Tsai ..... D6/678.4  
10,722,072 B2 \* 7/2020 Witberg ..... A47J 43/18

\* cited by examiner

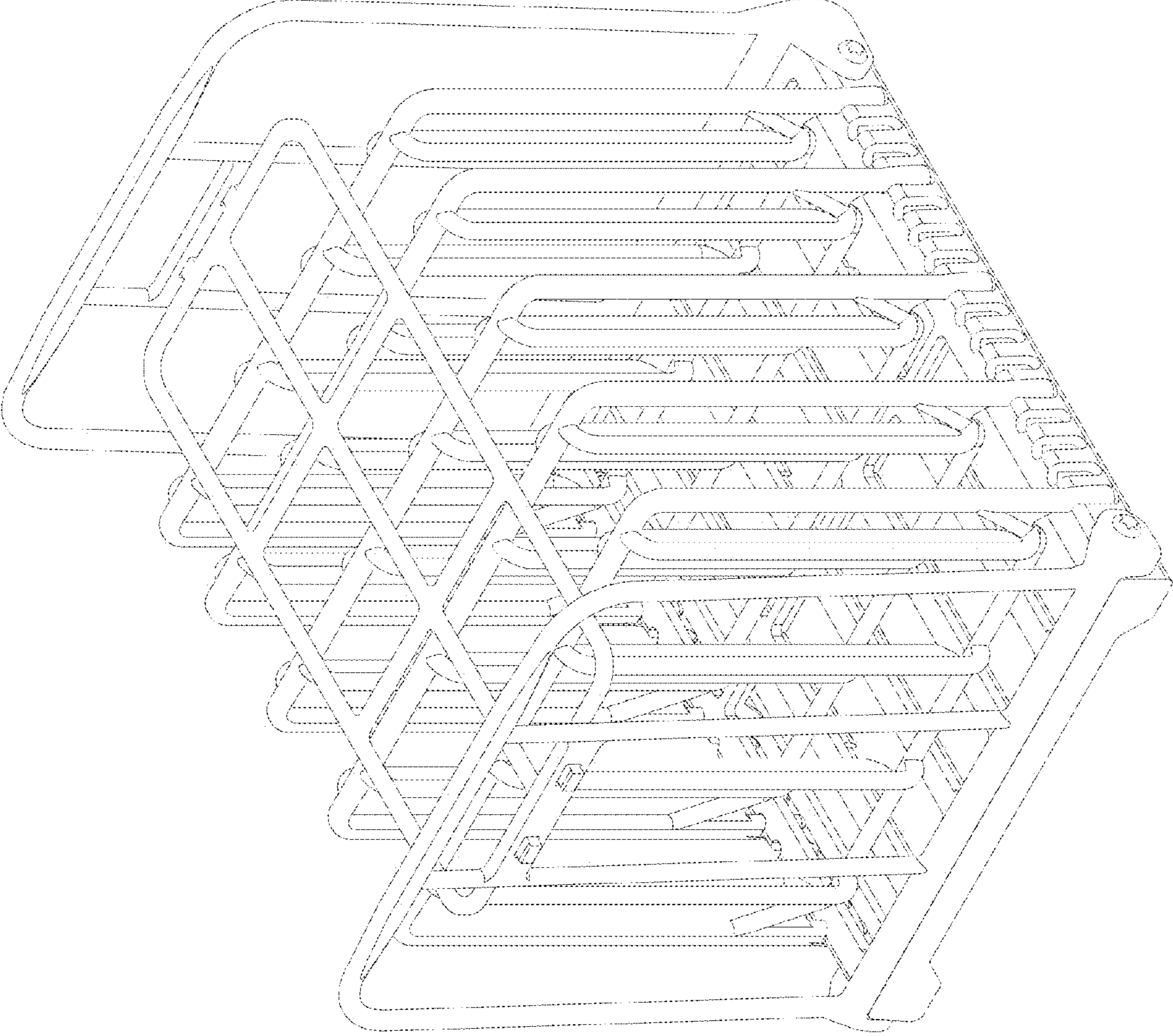


FIG. 1

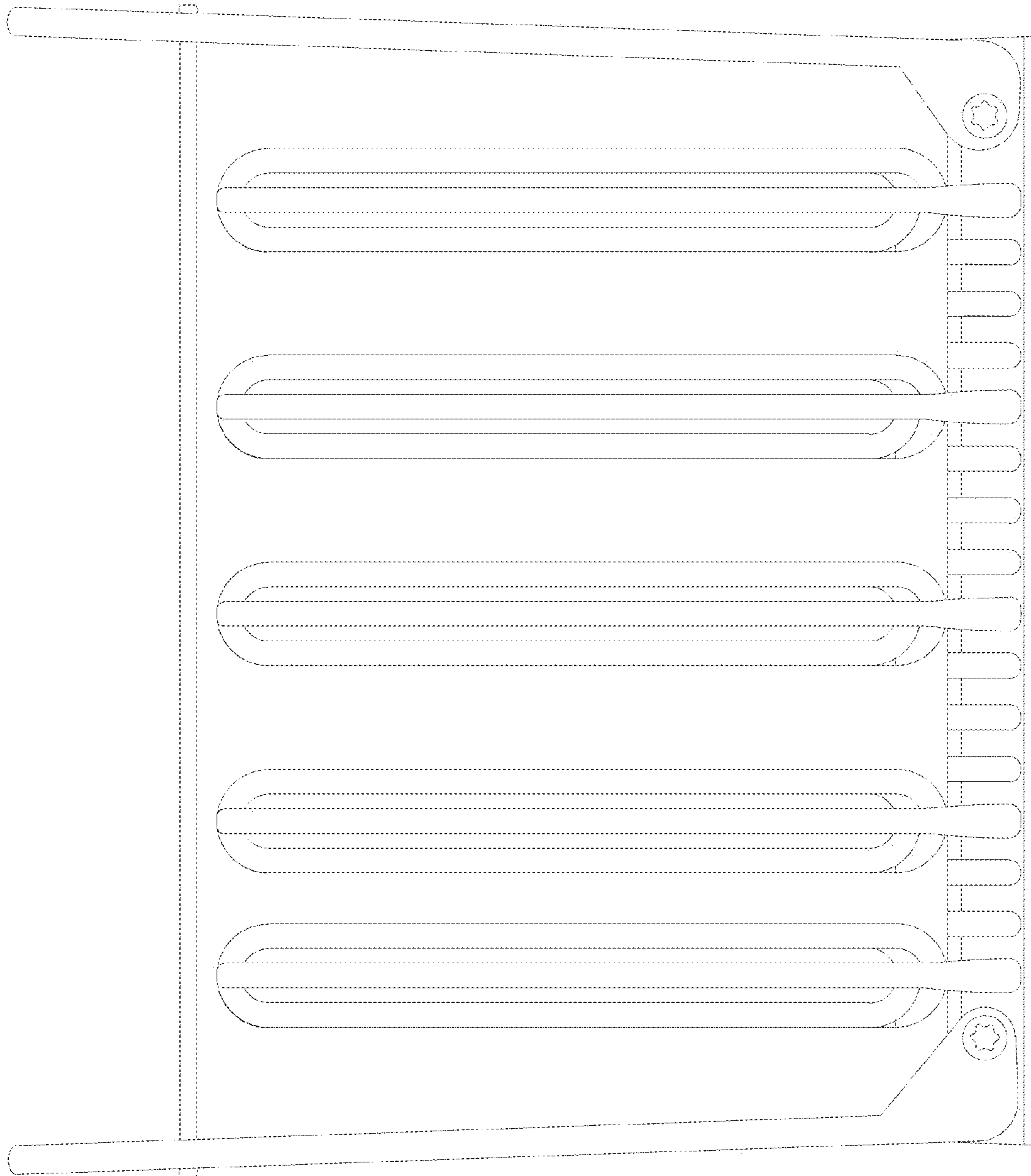


Fig. 2






Fig. 3

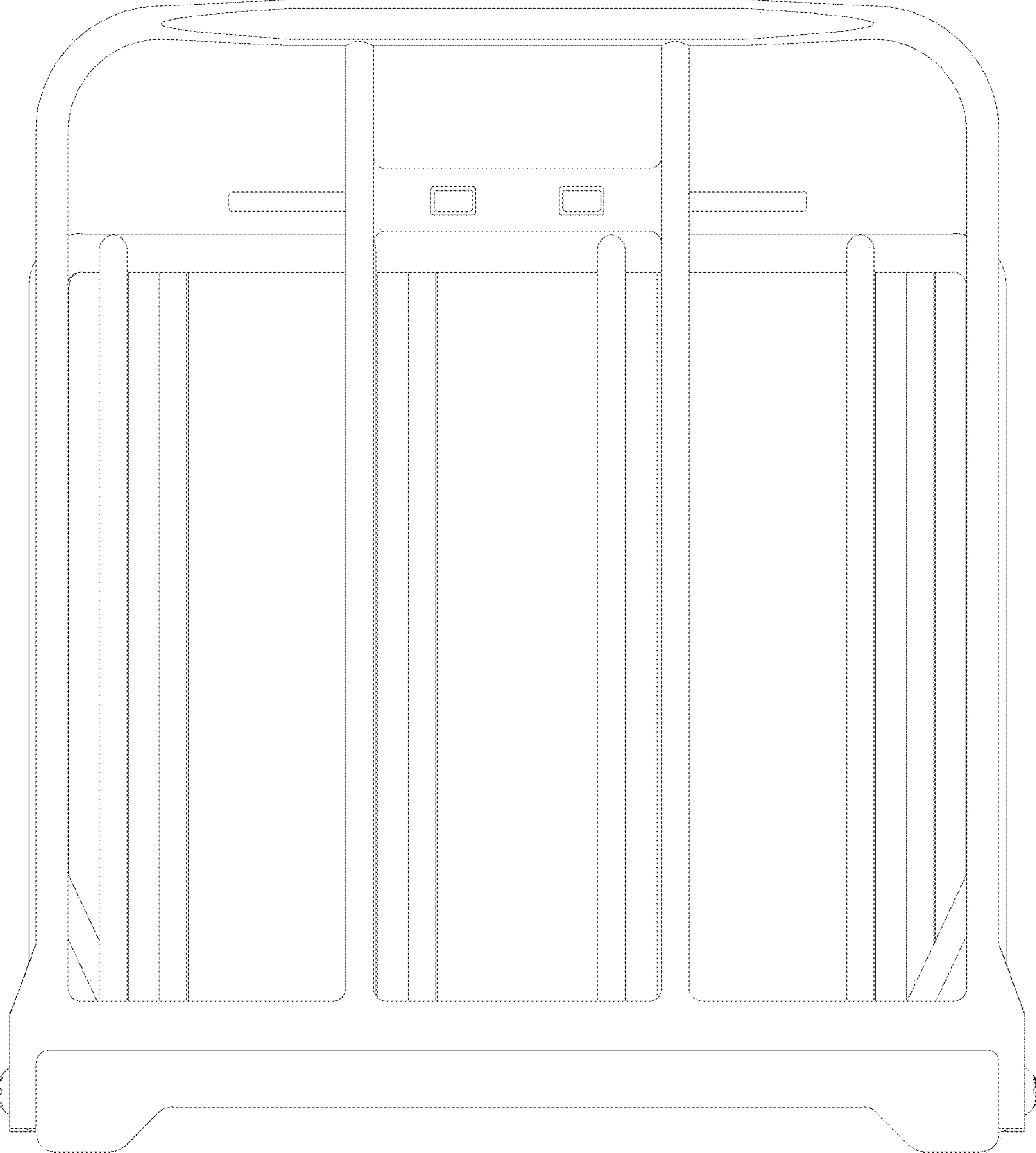


Fig. 4




Fig. 5




Fig. 6



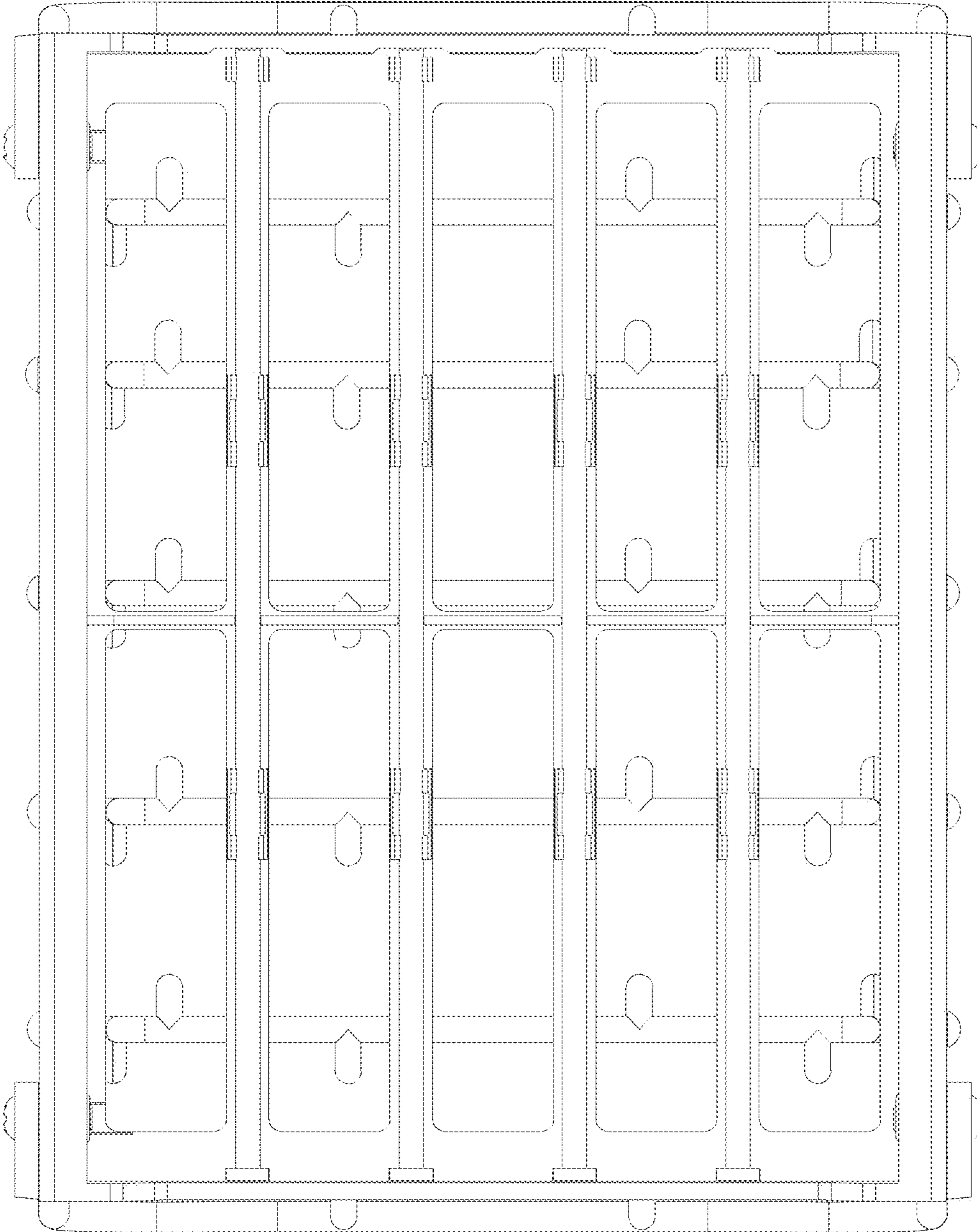


Fig. 7