



US00D923979S

(12) **United States Design Patent** (10) **Patent No.:** **US D923,979 S**
Gale et al. (45) **Date of Patent:** **** Jul. 6, 2021**

(54) **STAND FOR A VACUUM CLEANER**

(71) Applicant: **Dyson Technology Limited**, Wiltshire (GB)

(72) Inventors: **Charles Franklin Gale**, Bristol (GB);
Jonathan James Gray, Bristol (GB);
Elanor Fay Hobby, Swindon (GB);
Arkadiusz Jan Pajak, Swindon (GB)

(73) Assignee: **Dyson Technology Limited**, hire (GB)

(**) Term: **15 Years**

(21) Appl. No.: **29/695,562**

(22) Filed: **Jun. 20, 2019**

(30) **Foreign Application Priority Data**

Dec. 21, 2018 (EM) 005942075-0001

(51) **LOC (13) Cl.** **20-02**

(52) **U.S. Cl.**
USPC **D6/675**

(58) **Field of Classification Search**

USPC D6/512, 310, 332, 552, 553, 554, 672,
D6/675, 680.2–682.2, 708, 708.17, 673,
D6/678, 682.3, 682.6; D13/102, 107,
D13/108–110; D20/10, 41, 43; D32/31,
D32/32; 320/110; 439/138
CPC A47G 29/00; A47G 29/08; A47L 11/40;
A47L 5/42; E04H 12/22; F16M 11/2035;
H02J 7/0013; H02J 7/0042; B60L
11/1818; A47F 3/00; A47F 5/0006; A47F
7/00; A47F 7/02; A47F 7/021; A47F
11/00; A47F 5/12; A47F 5/006; A47F
7/0035; A47B 57/30

See application file for complete search history.

(56) **References Cited**

U.S. PATENT DOCUMENTS

D688,072	S	*	8/2013	Hennessey	D6/682
D697,976	S	*	1/2014	Kurmlavage	D20/43
D828,058	S	*	9/2018	Khanicheh	D6/681
D837,144	S	*	1/2019	Nam	D13/107
D839,018	S	*	1/2019	Boitor	D6/512
D867,794	S	*	11/2019	Nakamura	D6/675
D878,829	S	*	3/2020	Chen	D6/675

* cited by examiner

Primary Examiner — Mark Booker

(74) *Attorney, Agent, or Firm* — Morrison & Foerster
LLP

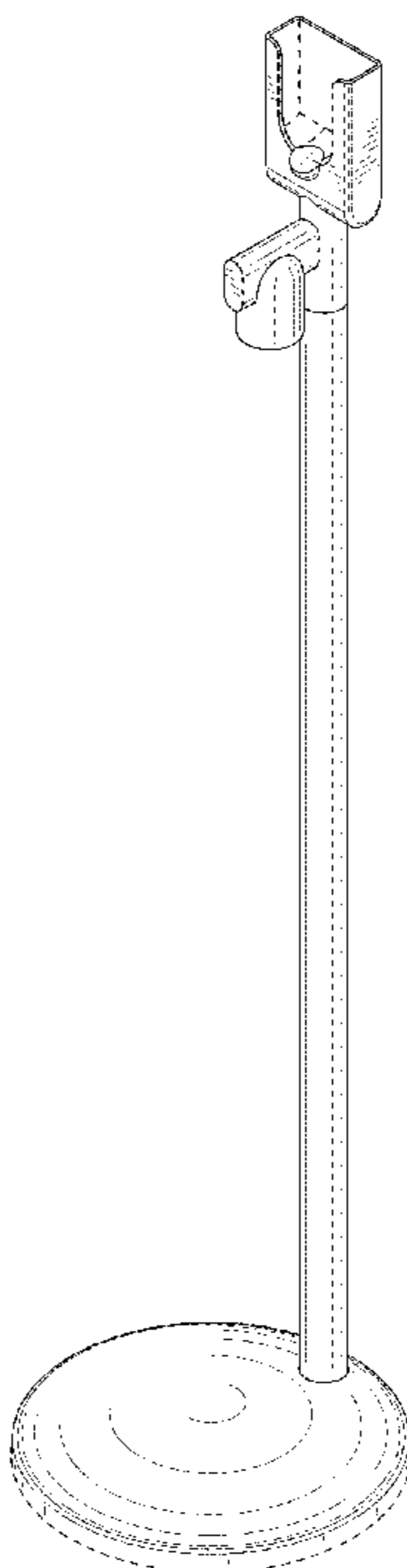
(57) **CLAIM**

The ornamental design for a stand for a vacuum cleaner, as shown and described.

DESCRIPTION

FIG. 1 is a top perspective view of a stand for a vacuum cleaner showing our new design;
FIG. 2 is a front view thereof;
FIG. 3 is a rear view thereof;
FIG. 4 is a side view thereof;
FIG. 5 is a side view of the opposite side of FIG. 4;
FIG. 6 is a top view thereof; and,
FIG. 7 is a bottom view thereof.
The broken lines shown in the drawings illustrate portions of a part of a stand for a vacuum cleaner that form no part of the claimed design.

1 Claim, 6 Drawing Sheets



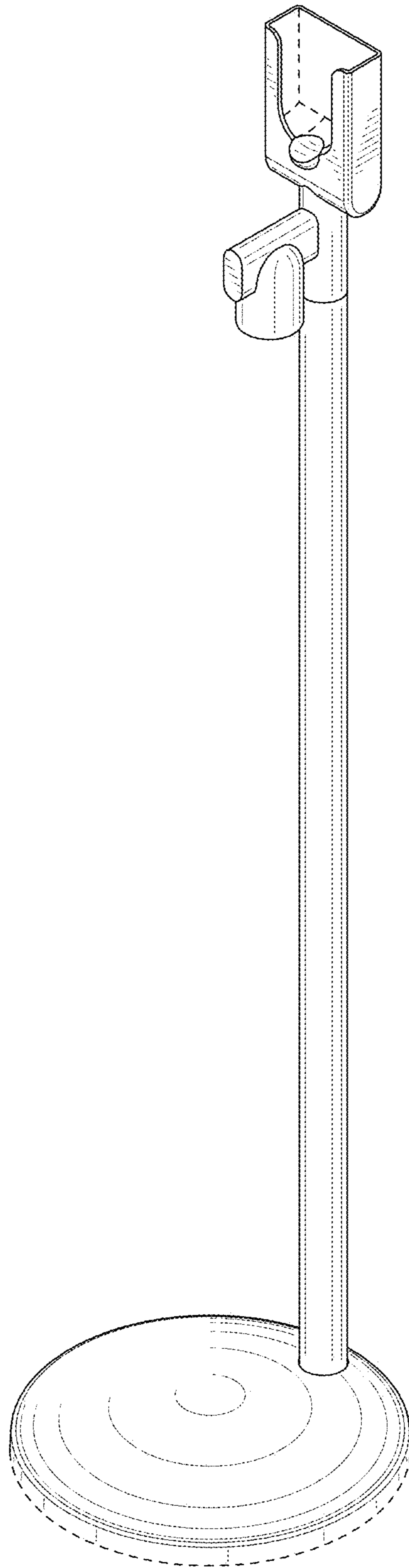


FIG. 1

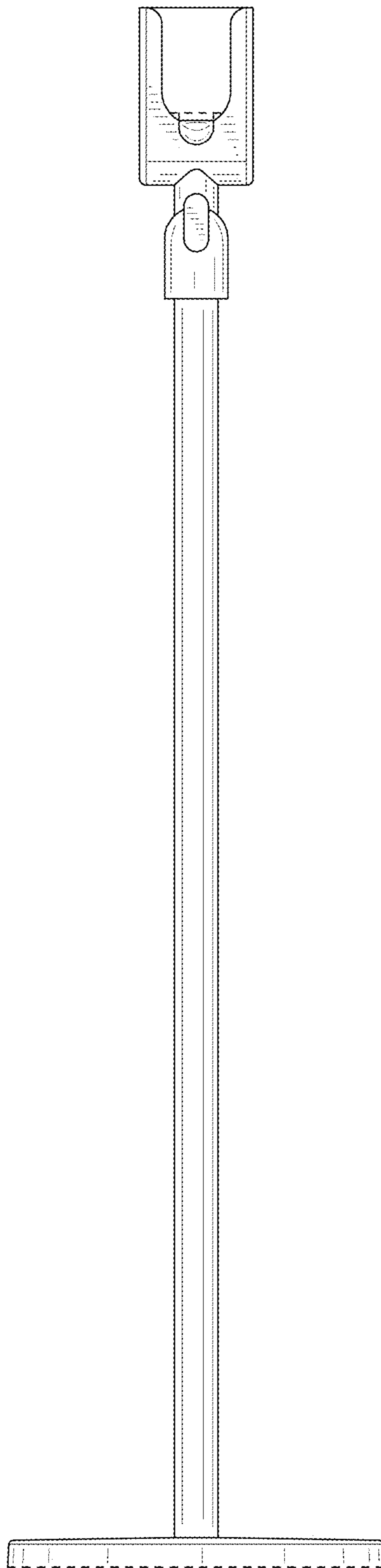


FIG. 2

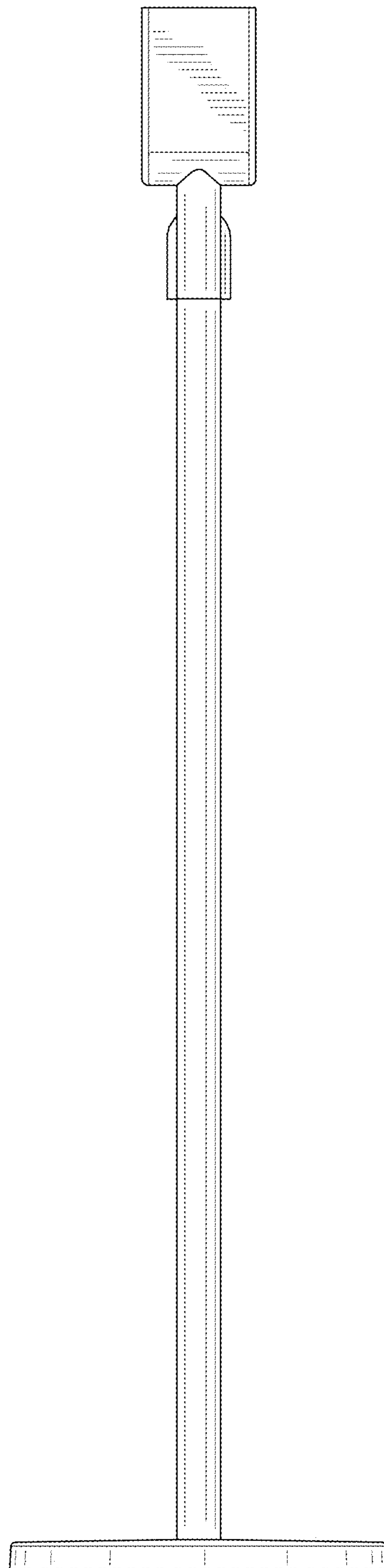


FIG. 3

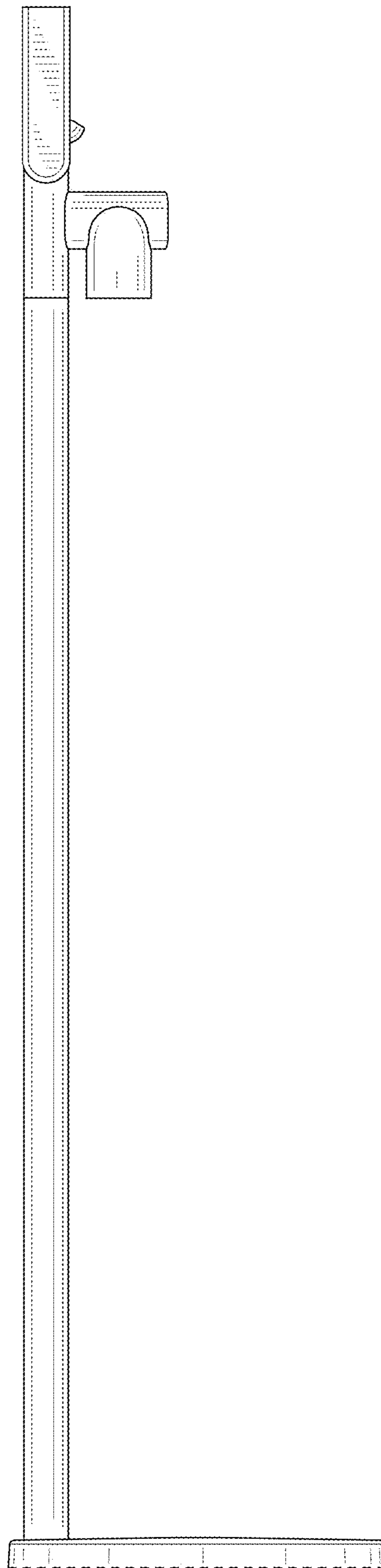


FIG. 4




FIG. 5

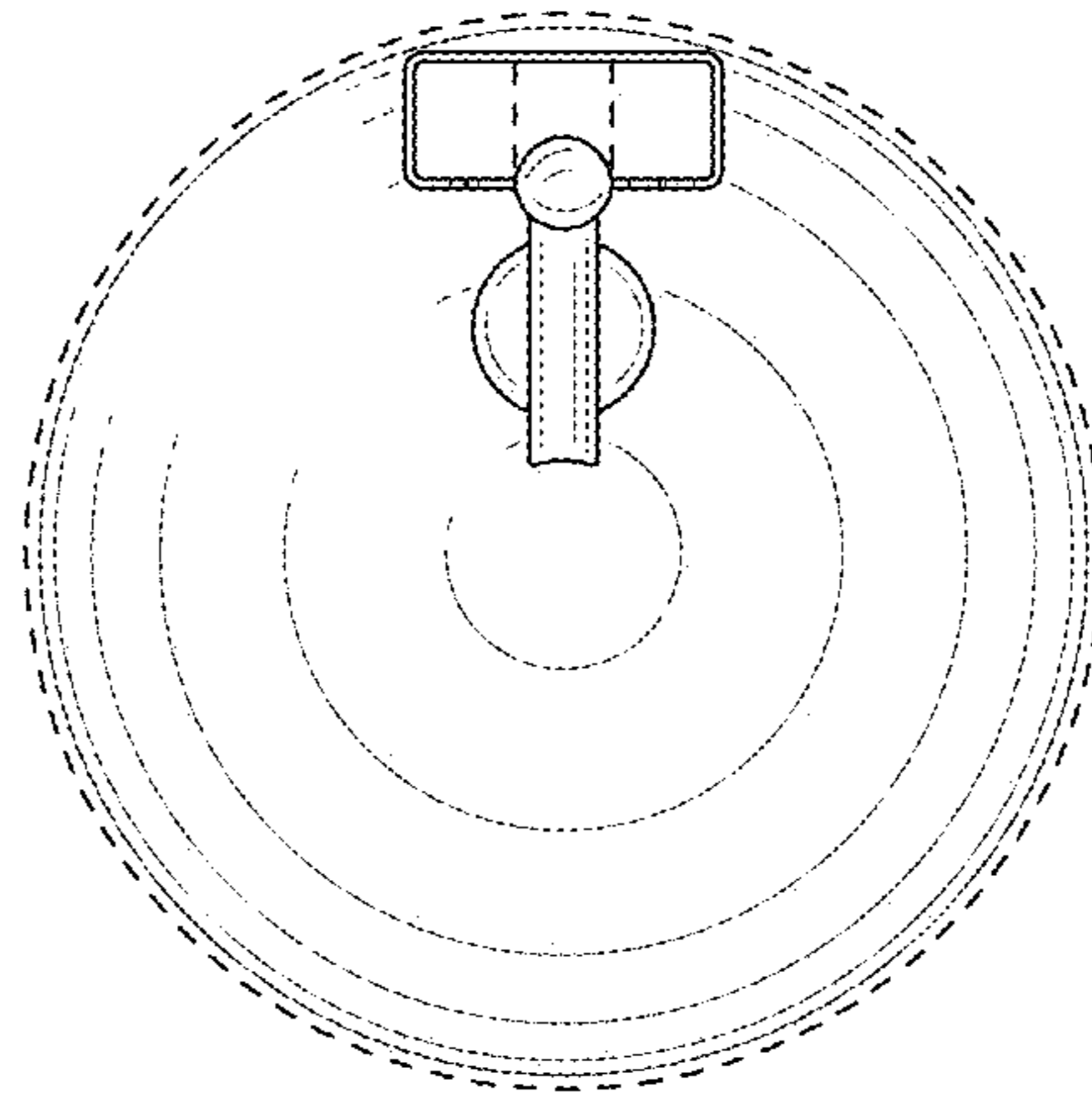


FIG. 6

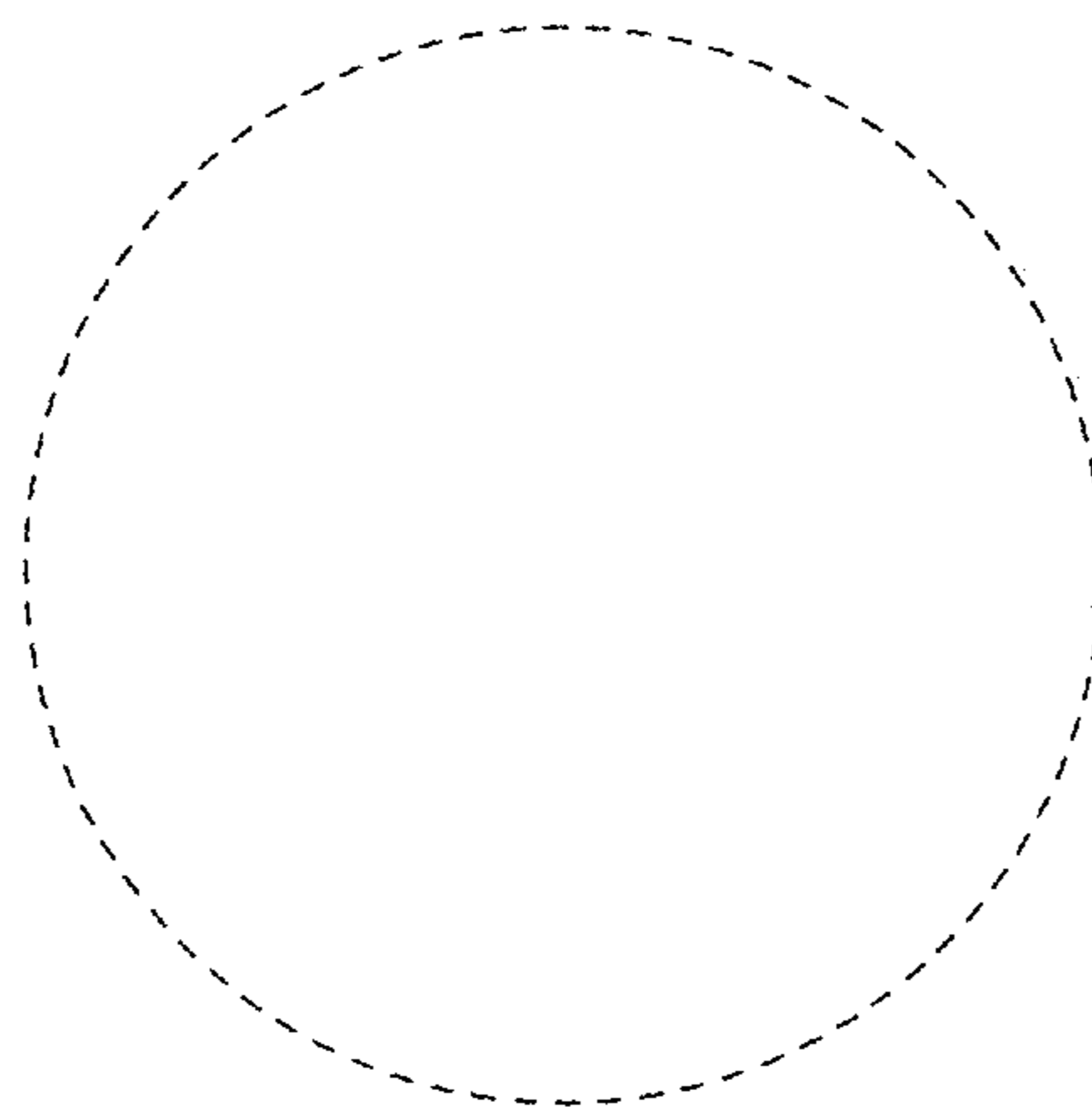


FIG. 7