



US00D923973S

(12) **United States Design Patent**
Yuan

(10) **Patent No.:** **US D923,973 S**
(45) **Date of Patent:** **** Jul. 6, 2021**

(54) **INFLATABLE MATTRESS**
(71) Applicant: **Xiaomin Yuan**, Zhejiang (CN)
(72) Inventor: **Xiaomin Yuan**, Zhejiang (CN)
(73) Assignee: **Quzhou City Lingshangxing Outdoor Products Co., Ltd.**, Zhejiang (CN)
(**) Term: **15 Years**

7,353,555 B2 * 4/2008 Lau A47C 27/081
5/706
D592,001 S * 5/2009 Smith D6/601
D878,809 S * 3/2020 Chen A47C 27/087
D6/601
10,631,659 B2 * 4/2020 Xia B29C 65/04
D883,715 S * 5/2020 Zhu D6/604
D898,458 S * 10/2020 Huang D6/604
D899,150 S * 10/2020 Cheng D6/605
D908,389 S * 1/2021 Tang D6/582
2003/0188388 A1 * 10/2003 Boso A47C 27/087
5/710
2005/0268402 A1 * 12/2005 Weng A47C 27/087
5/711

(21) Appl. No.: **29/718,218**

(22) Filed: **Dec. 21, 2019**

(51) **LOC (13) Cl.** **06-09**

(52) **U.S. Cl.**
USPC **D6/604**

(58) **Field of Classification Search**
USPC D6/361, 596, 603–605, 610, 611, 616,
D6/695.1, 695.3; D7/376, 391; D5/61;
D21/803, 809; D24/103
CPC A45C 13/36; A45C 3/03; A45C 3/001;
B60R 7/043; B60N 2/60; A47C 31/00
See application file for complete search history.

(56) **References Cited**

U.S. PATENT DOCUMENTS

D33,723 S * 12/1900 Taylor D5/53
D231,023 S * 3/1974 Thomas D5/55
4,624,877 A * 11/1986 Lea A47C 27/18
428/71
5,437,068 A * 8/1995 Fisher A47C 27/081
5/420
D403,193 S * 12/1998 Felter, Jr. D6/596
D414,365 S * 9/1999 Hsu D6/596
5,960,495 A * 10/1999 Hsu A47C 27/087
5/706
D434,913 S * 12/2000 Schmidt D5/53
D438,417 S * 3/2001 Liu D6/596
D551,011 S * 9/2007 Van Patten A47C 27/081
D5/56

OTHER PUBLICATIONS

Lightspeed Air Mat, 2019, found of Mar. 13, 2021 at https://www.amazon.com/Lightspeed-Outdoors-Ultralight-Flexform-Inflatable/dp/B07T7KWJQP/ref=cm_cr_ar_p_d_product_top?ie=UTF8 (Year: 2019).*

* cited by examiner

Primary Examiner — Karen S Acker

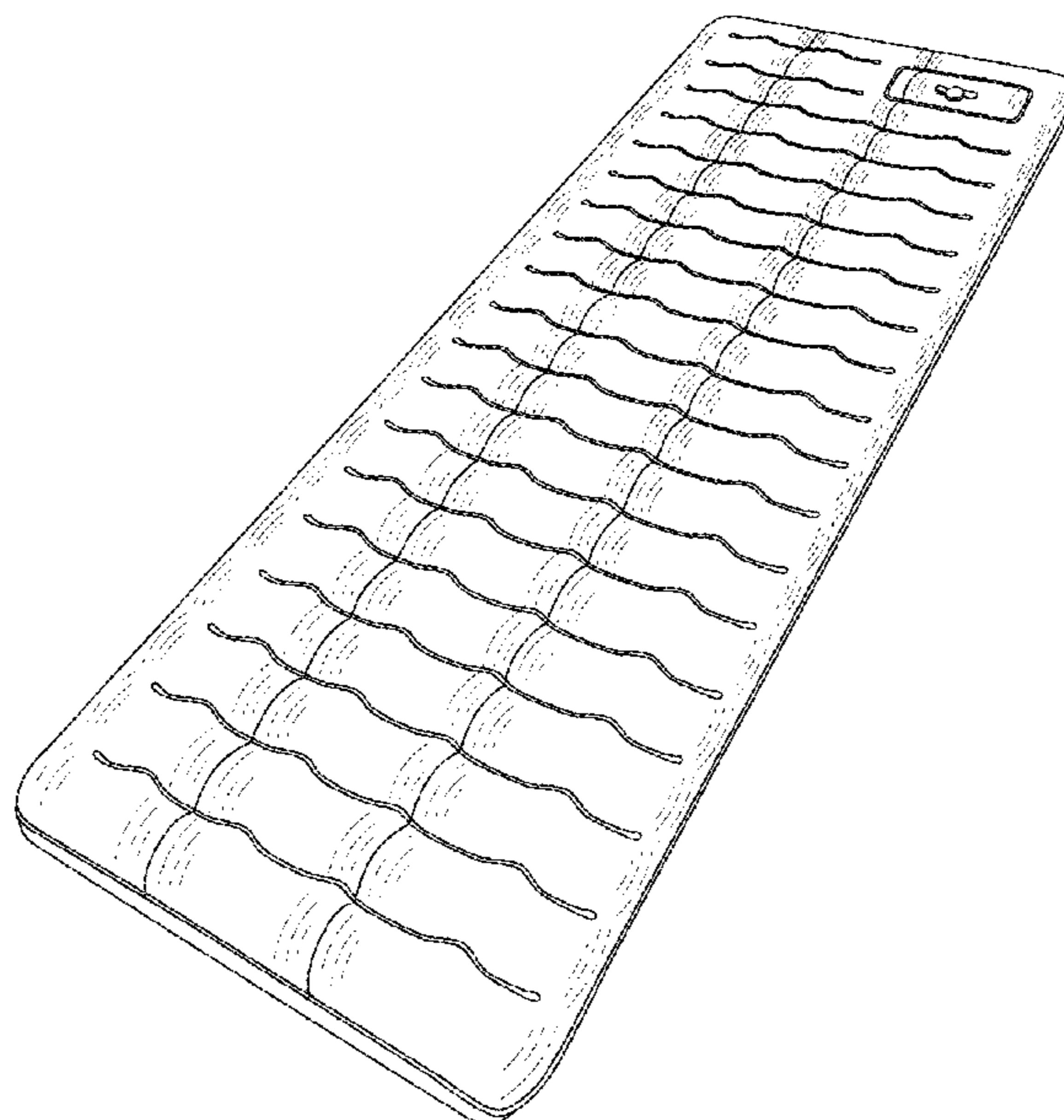
(57) **CLAIM**

The ornamental design for an inflatable mattress, as shown and described.

DESCRIPTION

FIG. 1 is a perspective view of an inflatable mattress showing my new design;
FIG. 2 is a front elevation view thereof;
FIG. 3 is a rear elevation view thereof;
FIG. 4 is a left side elevation view thereof;
FIG. 5 is a right side elevation view thereof;
FIG. 6 is a top plan view thereof; and,
FIG. 7 is a bottom plan view thereof.

1 Claim, 7 Drawing Sheets



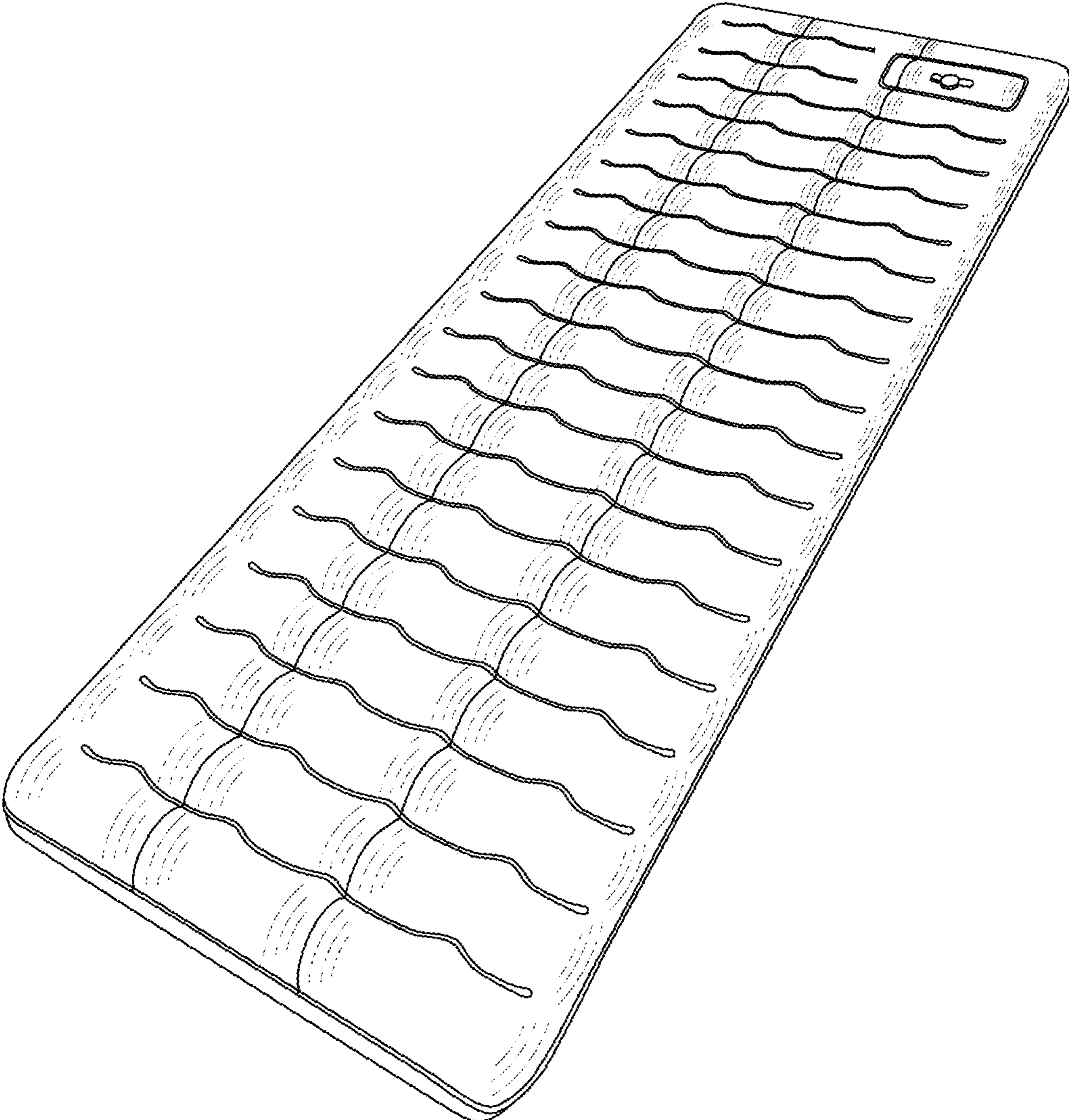


FIG.1

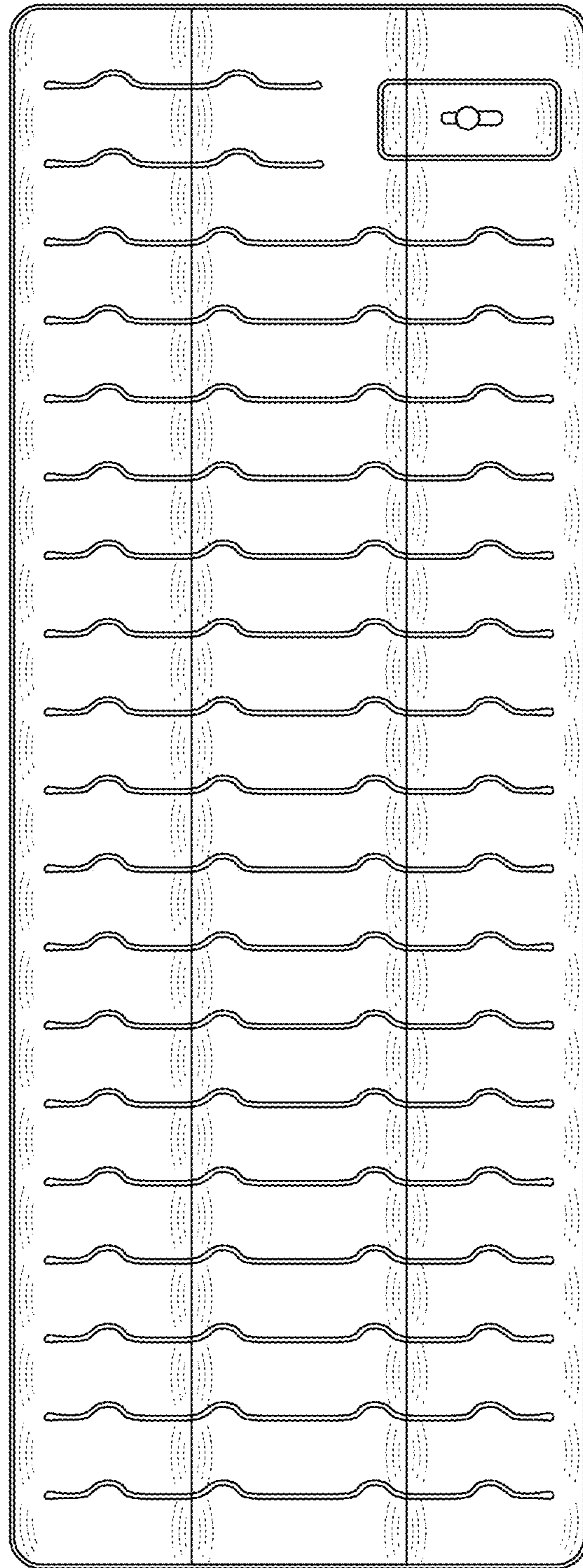


FIG.2

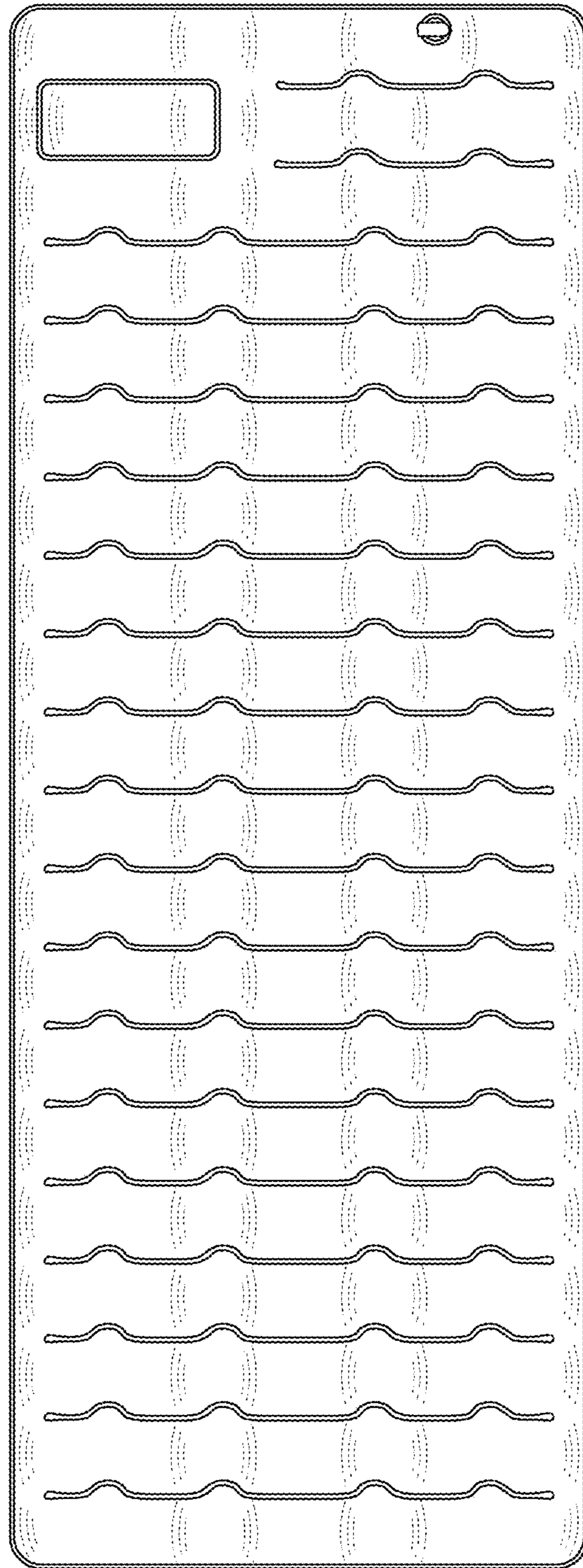


FIG.3

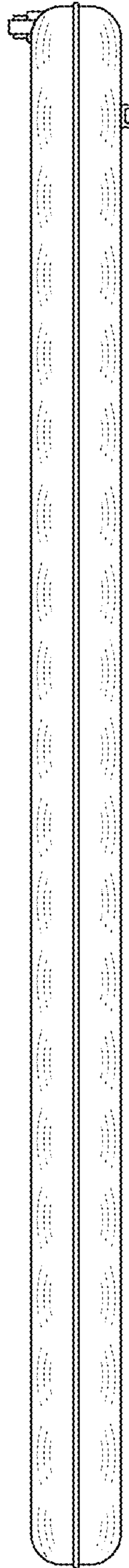


FIG.4

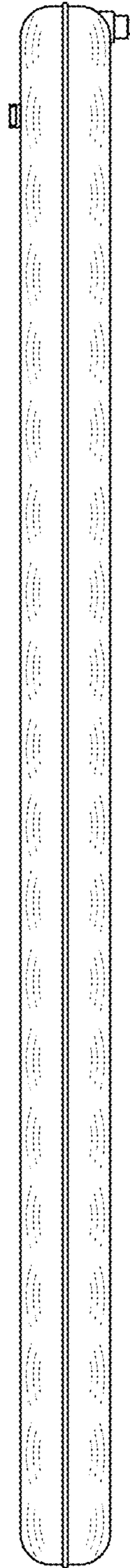


FIG.5

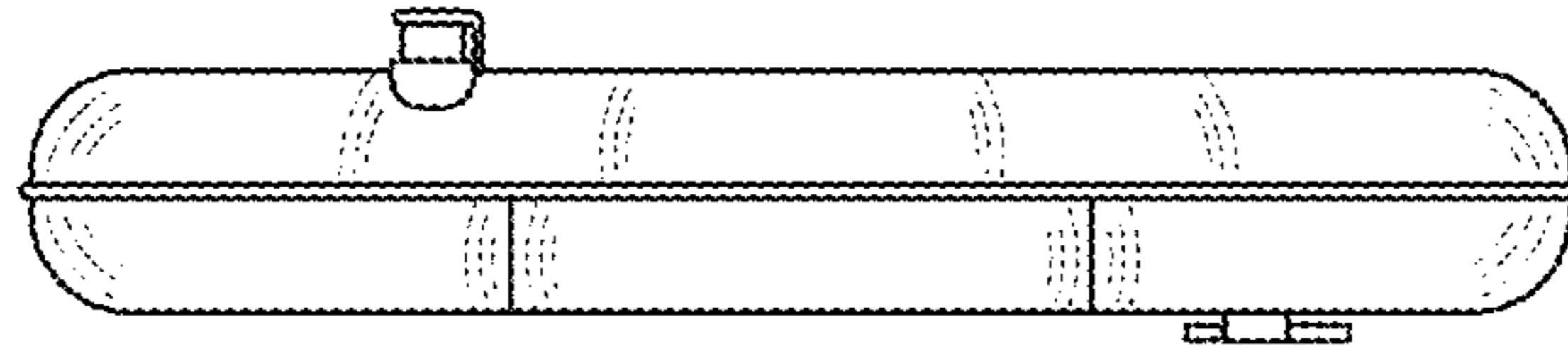


FIG.6

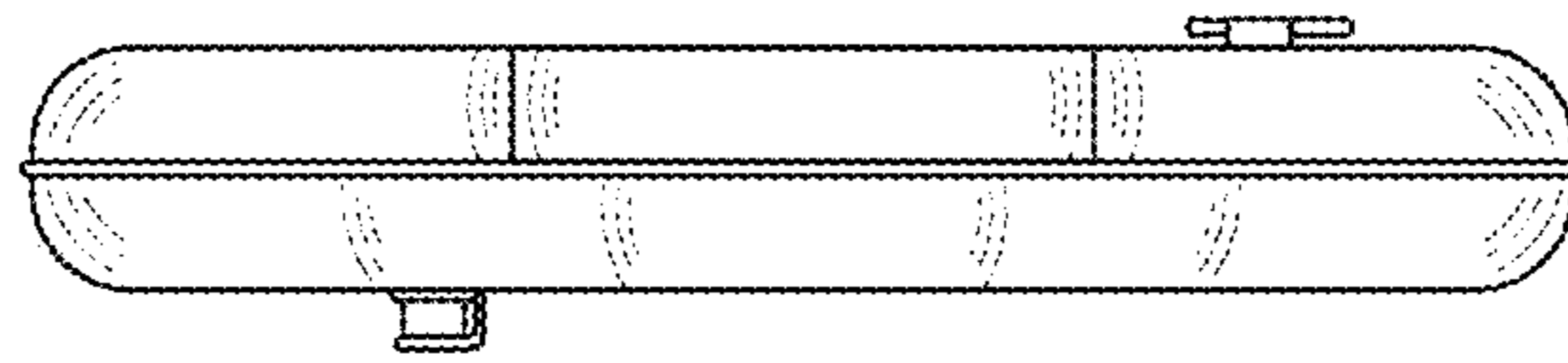


FIG. 7