



US00D923969S

(12) **United States Design Patent** (10) **Patent No.:** **US D923,969 S**
Sheikh (45) **Date of Patent:** **** Jul. 6, 2021**

(54) **PILLOW**
(71) Applicant: **Layla Sleep, Inc.**, New Haven, CT (US)
(72) Inventor: **Akrum Sheikh**, Orange, CT (US)
(73) Assignee: **LAYLA Sleep, INC**, New Haven, CT (US)
(**) Term: **15 Years**
(21) Appl. No.: **29/677,559**
(22) Filed: **Jan. 22, 2019**
(51) **LOC (13) Cl.** **06-09**
(52) **U.S. Cl.**
USPC **D6/601**
(58) **Field of Classification Search**
USPC D6/582-583, 587-592, 595-609,
D6/617-622; D21/803-809; D24/183
CPC A47G 9/00; A47G 2009/001; A47G
2009/002; A47G 2009/003; A47G 9/10;
A47G 9/1009; A47G 2009/1018; A47G
9/1045; A47G 9/1081; A47G 9/109
See application file for complete search history.

(56) **References Cited**
U.S. PATENT DOCUMENTS
2,958,885 A * 11/1960 Donney A47L 13/03
401/196
D322,533 S * 12/1991 Hudson D6/601
D372,158 S * 7/1996 Bonaddio 5/636
D375,863 S * 11/1996 Bigolin D6/596
D395,780 S * 7/1998 Denney D6/596
D414,976 S * 10/1999 Su D6/596
D453,880 S * 2/2002 Cheynet D5/47
D692,674 S * 11/2013 Clerici D5/63


8,793,821 B2 * 8/2014 Fowkes A47K 3/002
4/578.1
D731,820 S * 6/2015 Lechantre D6/605
9,265,354 B2 * 2/2016 Mason A47C 27/148
D758,101 S * 6/2016 Mason D6/601
D790,254 S * 6/2017 Brown D6/601
D799,858 S * 10/2017 Pearce D6/605
D840,724 S * 2/2019 Dowd D6/601
10,206,512 B2 * 2/2019 Kim A47B 3/10
D864,613 S * 10/2019 Pearce D6/605
2008/0244832 A1 * 10/2008 Kuo A47C 7/021
5/638
2016/0166092 A1 * 6/2016 Alletto, Jr. A47G 9/1036
5/638
2018/0140116 A1 * 5/2018 Werner A47G 9/0253

* cited by examiner
Primary Examiner — Jennifer L Rempfer

(57) **CLAIM**
The ornamental design for a pillow, as shown and described.

DESCRIPTION
The patent or application file contains at least one drawing executed in color. Copies of this patent or patent application publication with color drawings(s) will be provided by the Office upon request and payment of the necessary fee.
FIG. 1 is a top front perspective view of a pillow showing the new design;
FIG. 2 is a front elevational view thereof;
FIG. 3 is a back elevational view thereof;
FIG. 4 is a left side elevational view thereof;
FIG. 5 is a right side elevational view thereof;
FIG. 6 is a top plan view thereof; and,
FIG. 7 is a bottom plan view thereof.
The broken lines shown in the drawings form no part of the claimed design.

1 Claim, 7 Drawing Sheets
(7 of 7 Drawing Sheet(s) Filed in Color)






FIG. 1




FIG. 2




FIG. 3

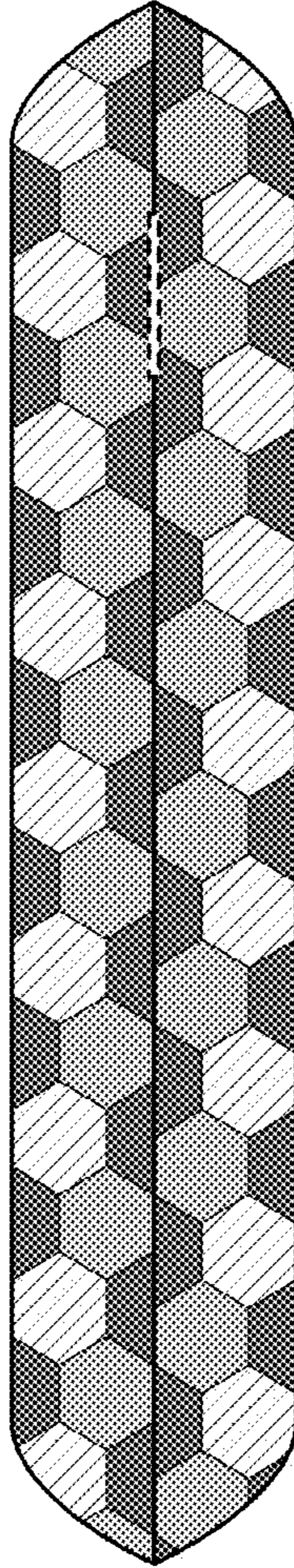


FIG. 4

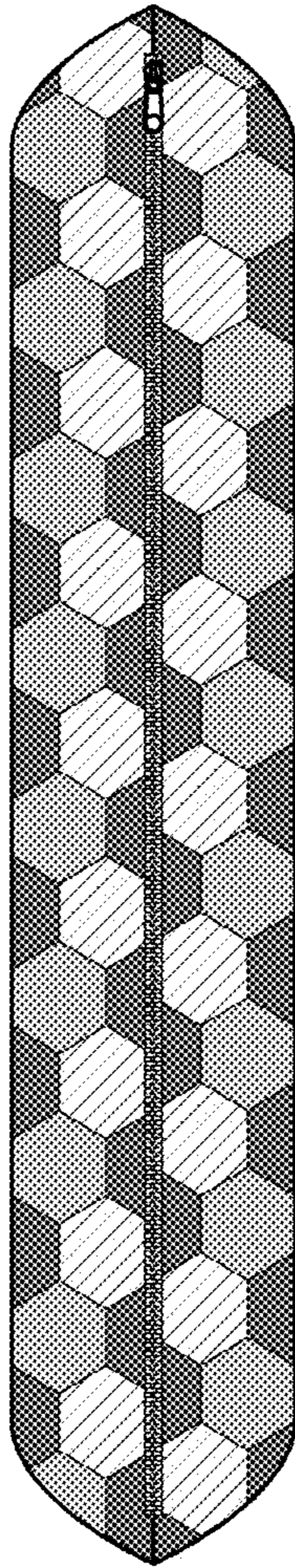


FIG. 5




FIG. 6

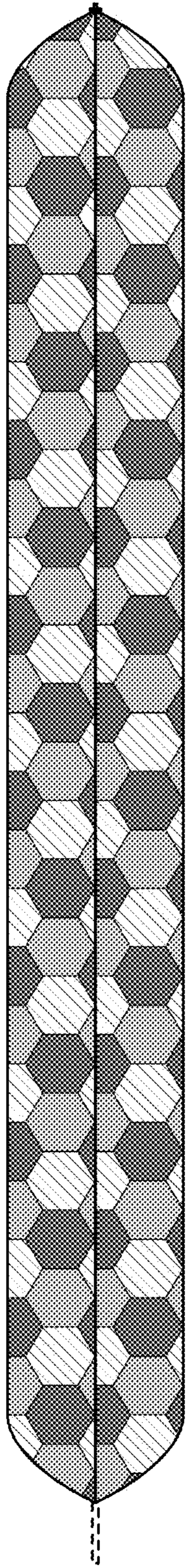


FIG. 7