

US00D923962S

(12) **United States Design Patent** (10) **Patent No.:** **US D923,962 S**
Byrne et al. (45) **Date of Patent:** **** Jul. 6, 2021**

(54) **JEWELRY HOLDER**

(71) Applicants: **Ashley Byrne**, San Francisco, CA (US);
Trevor Byrne, San Francisco, CA (US)

(72) Inventors: **Ashley Byrne**, San Francisco, CA (US);
Trevor Byrne, San Francisco, CA (US)

(**) Term: **15 Years**

(21) Appl. No.: **29/689,985**

(22) Filed: **May 3, 2019**

Related U.S. Application Data

(63) Continuation-in-part of application No. 15/251,006,
filed on Aug. 30, 2016, now abandoned.

(51) **LOC (13) Cl.** **23-02**

(52) **U.S. Cl.**
USPC **D6/525**; D6/681.1

(58) **Field of Classification Search**
USPC D6/513, 512, 566, 672, 673, 677.2,
D6/677.5, 680, 680.3, 681, 681.1, 681.2,
D6/681.3, 682.4, 682.5, 674, 525;
D3/203.1, 203.5, 206, 205, 293, 299, 300,
D3/301; D19/90; D28/44, 55, 56, 57,
D28/58, 60, 62, 73, 75, 76, 77, 78, 81;
206/154, 349, 525, 277, 362, 362.1,
206/362.2, 362.3, 457; 222/173;
D11/157-158; D9/451; D7/516, 519,
D7/536; D99/5

CPC B65D 85/70; B65D 41/04;
B65D 2501/0081; A63B 2225/68; A45D
2008/002; A45D 8/00; A45F 5/00; A45F
5/04; A47K 1/09; A47K 5/00; A47G
29/08; A47J 47/16; A47C 7/622; A47F
7/02; A61B 50/20; G03B 17/566; A01K
97/06; A45C 11/16; A45C 5/005; A46B
17/02; A63H 23/10; B44D 3/123; D04B
3/06

See application file for complete search history.

(56) **References Cited**

U.S. PATENT DOCUMENTS

D171,954 S	4/1954	Pisani	
D194,466 S	1/1963	Johnson	
D244,436 S *	5/1977	Clotfelter	D11/1
D280,191 S	8/1985	Santa-Eulalia et al.	
D283,038 S	3/1986	Knight	
D366,357 S	1/1996	Prothro	
5,634,560 A	6/1997	Phillips	
6,206,217 B1	3/2001	Chiang	
D457,271 S	5/2002	Jackson	
D459,497 S *	6/2002	Lin	D26/2
6,682,035 B1	1/2004	Hart	
D575,556 S	8/2008	Rohkar	
D650,961 S *	12/2011	Roberson	D99/5
D721,922 S *	2/2015	Schult	D7/514
D763,597 S *	8/2016	Citterio	D6/525
D823,116 S *	7/2018	Phipps	D9/451
D848,187 S *	5/2019	Lee	D6/681.1
D893,858 S *	8/2020	Xu	D3/203.1

(Continued)

Primary Examiner — Mark Booker

(74) *Attorney, Agent, or Firm* — Boudwin Intellectual
Property; Daniel Boudwin

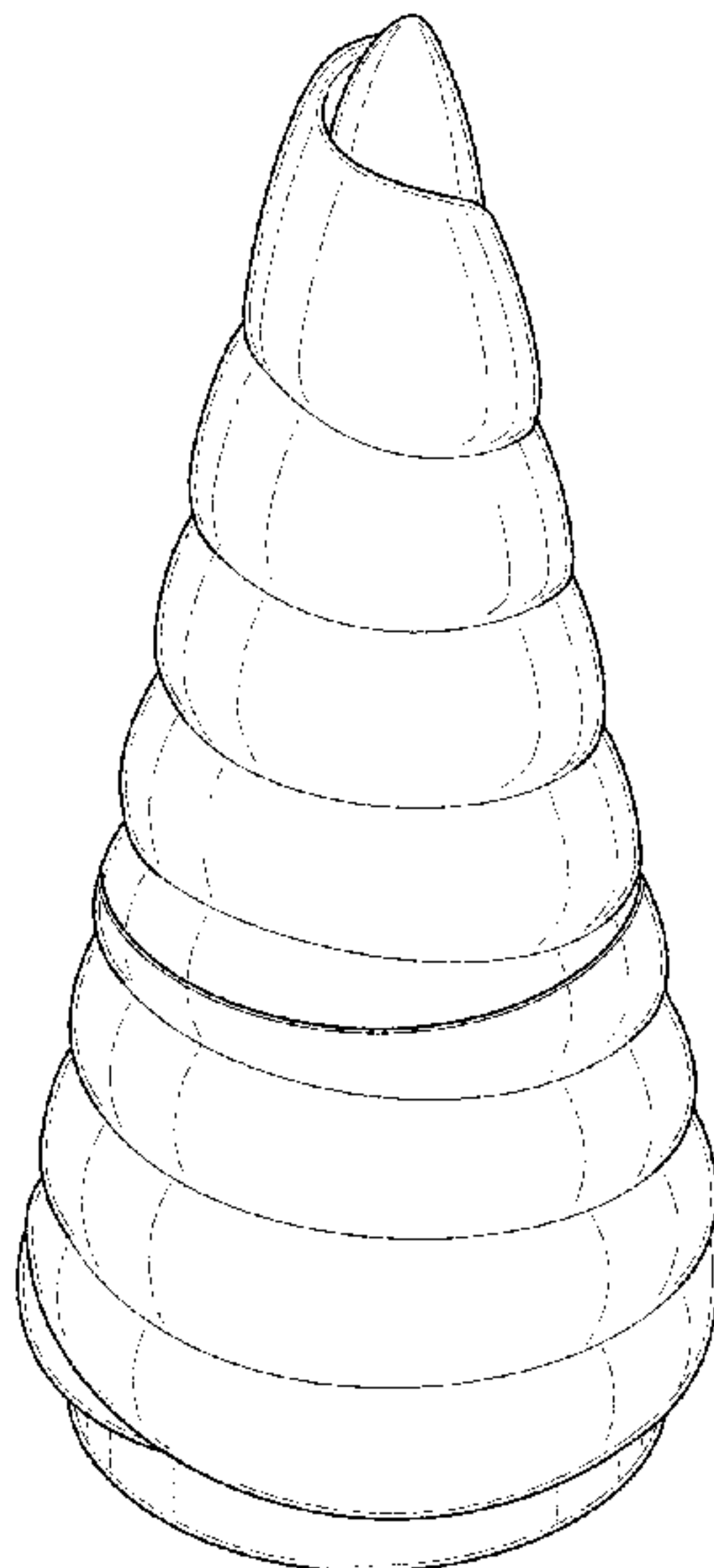
(57) **CLAIM**

The ornamental design for a jewelry holder, as shown and
described.

DESCRIPTION

FIG. 1 shows a perspective view of the jewelry holder.
FIG. 2 shows a right side elevation view thereof.
FIG. 3 shows a left side elevation view thereof.
FIG. 4 shows a front elevation view thereof.
FIG. 5 shows a rear elevation view thereof.
FIG. 6 shows a top plan view thereof; and,
FIG. 7 shows a bottom plan view thereof.
The shade lines in the figures do not depict any particular
color, texture, or material.

1 Claim, 4 Drawing Sheets



(56)

References Cited

U.S. PATENT DOCUMENTS

D901,206 S * 11/2020 Dittrich D6/513
2002/0121449 A1 9/2002 Bowie
2010/0170819 A1 7/2010 Skinner et al.
2014/0102462 A1* 4/2014 Glatting A24F 1/32
131/328
2014/0103003 A1* 4/2014 Giovannini B65D 41/348
215/44
2014/0132354 A1 5/2014 Briffa et al.
2015/0096914 A1* 4/2015 Kassouni B65D 85/00
206/459.5
2016/0213177 A1 7/2016 Maple et al.
2017/0137211 A1* 5/2017 Byrne A46B 17/02

* cited by examiner

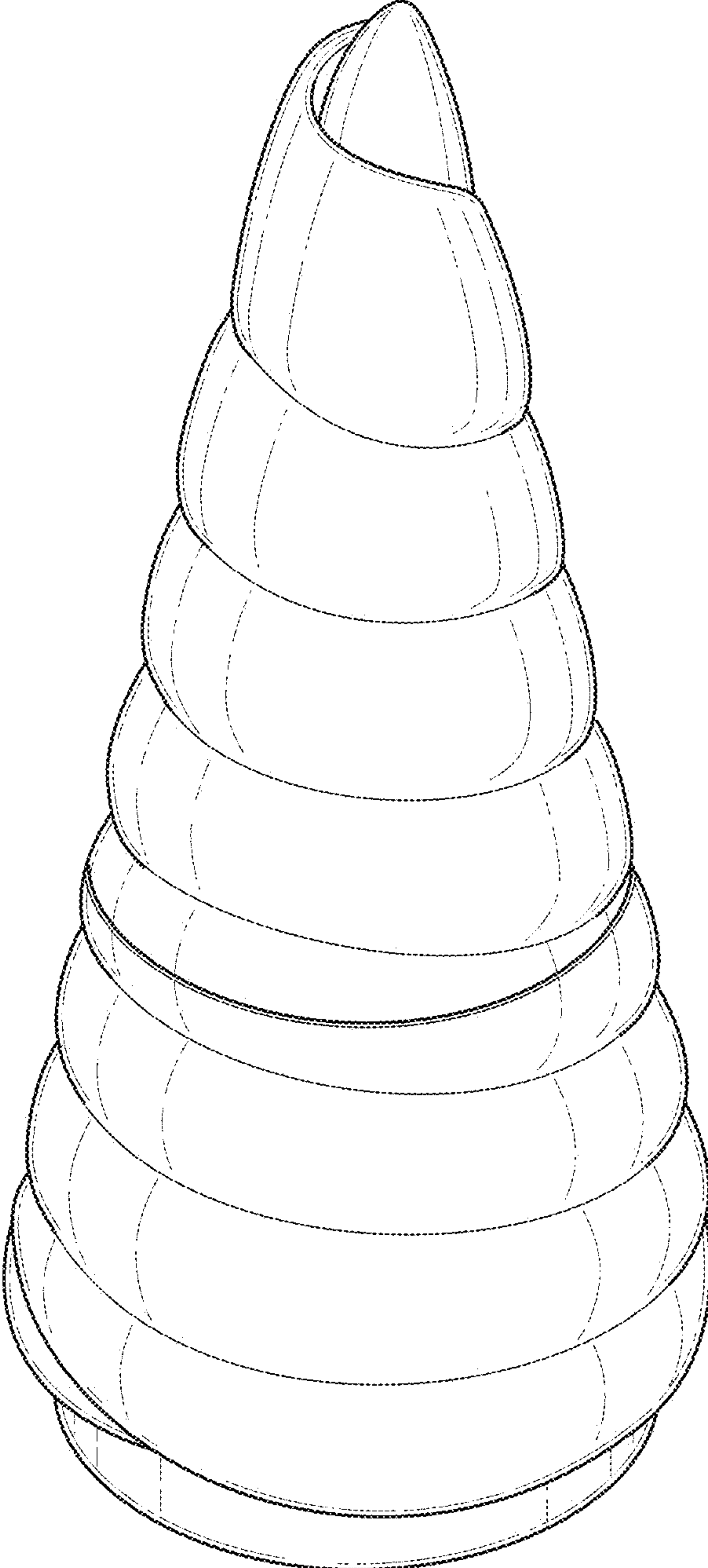


FIG. 1

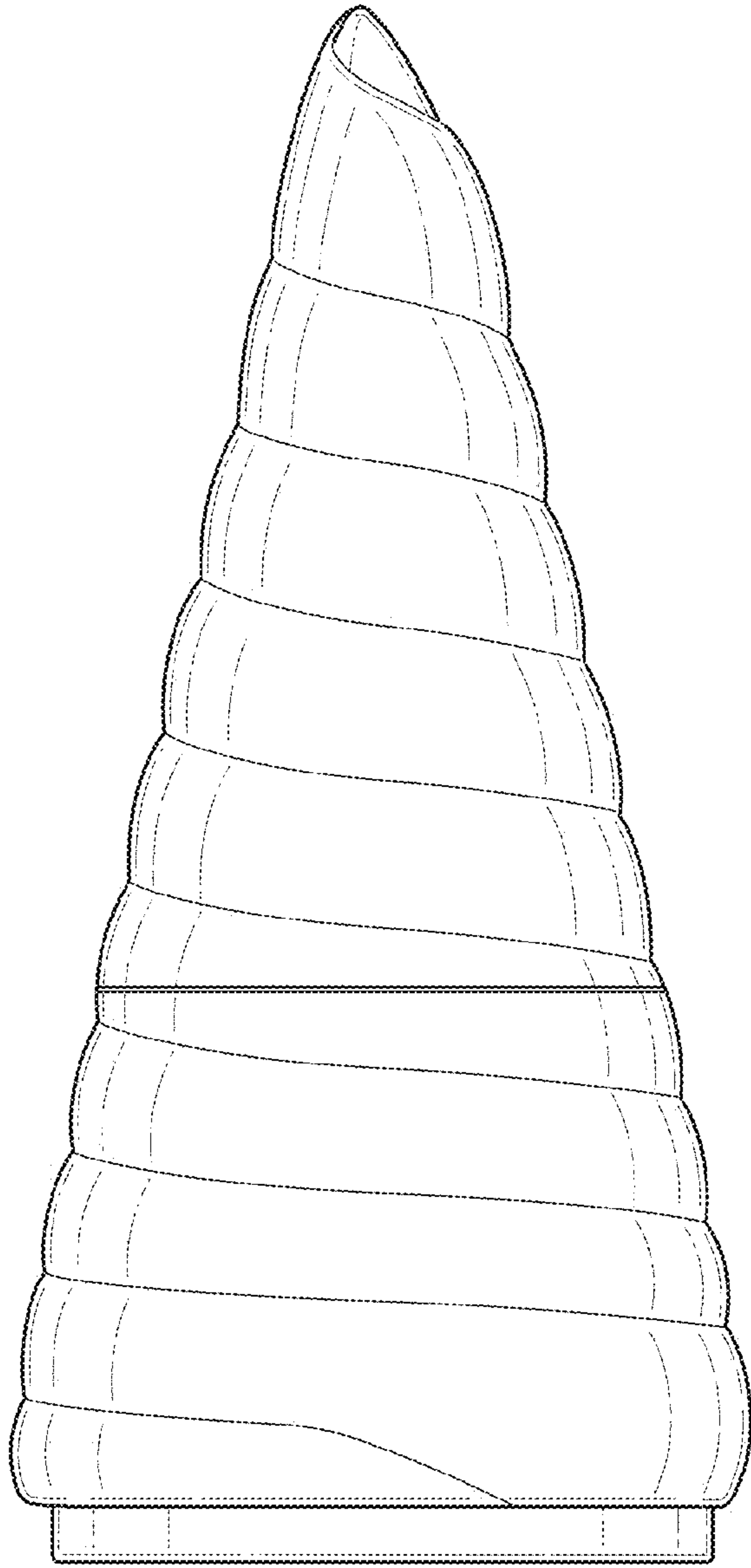


FIG. 2

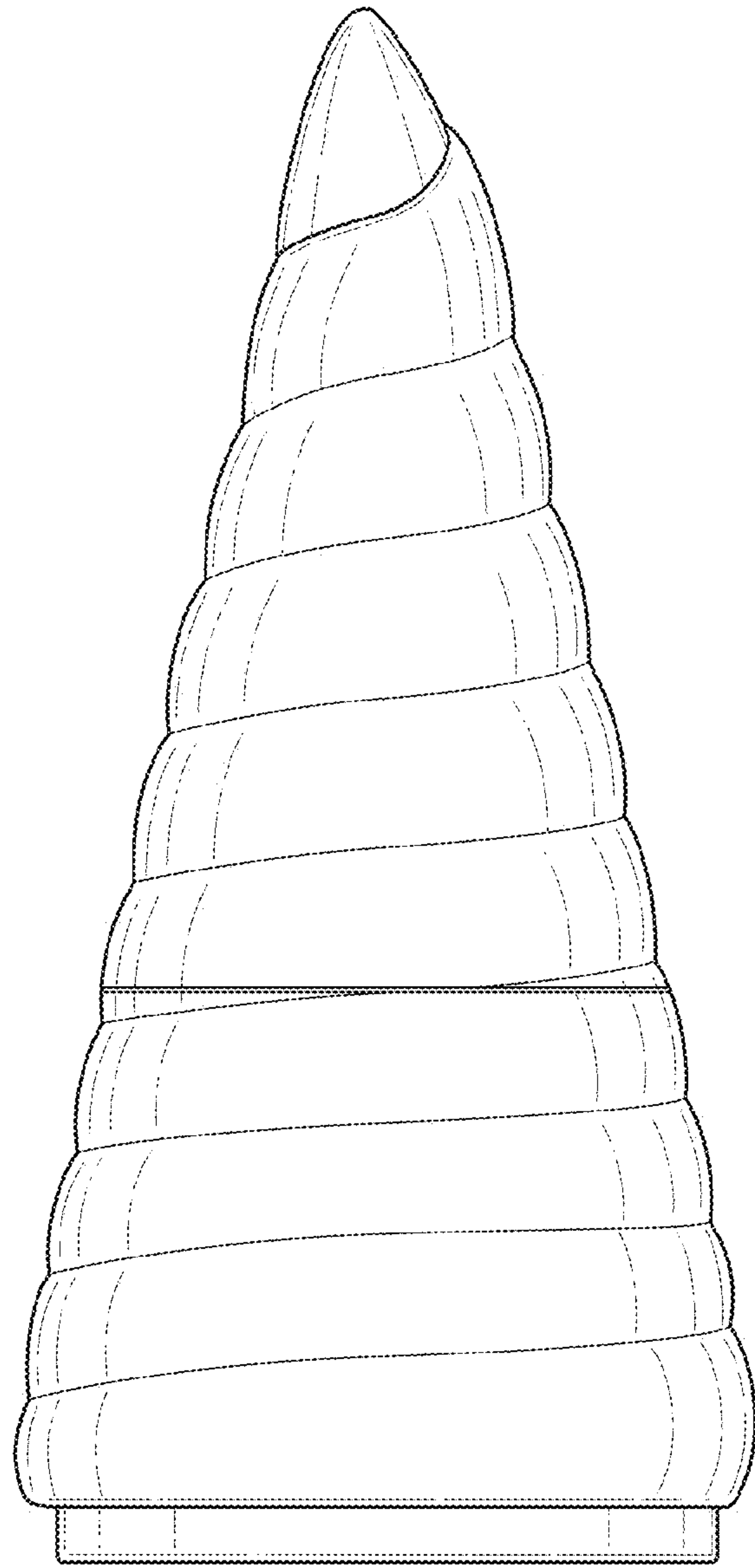


FIG. 3

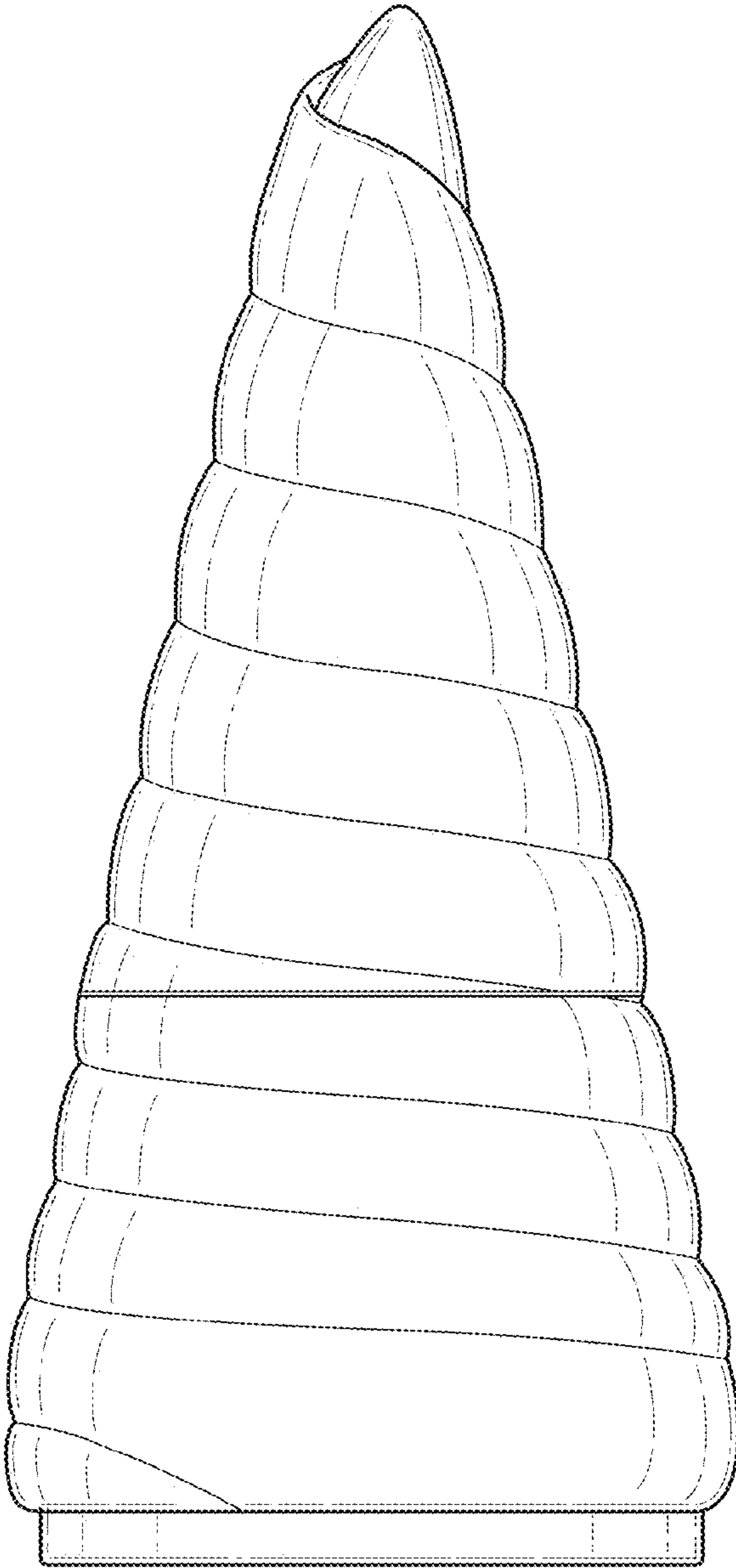


FIG. 4

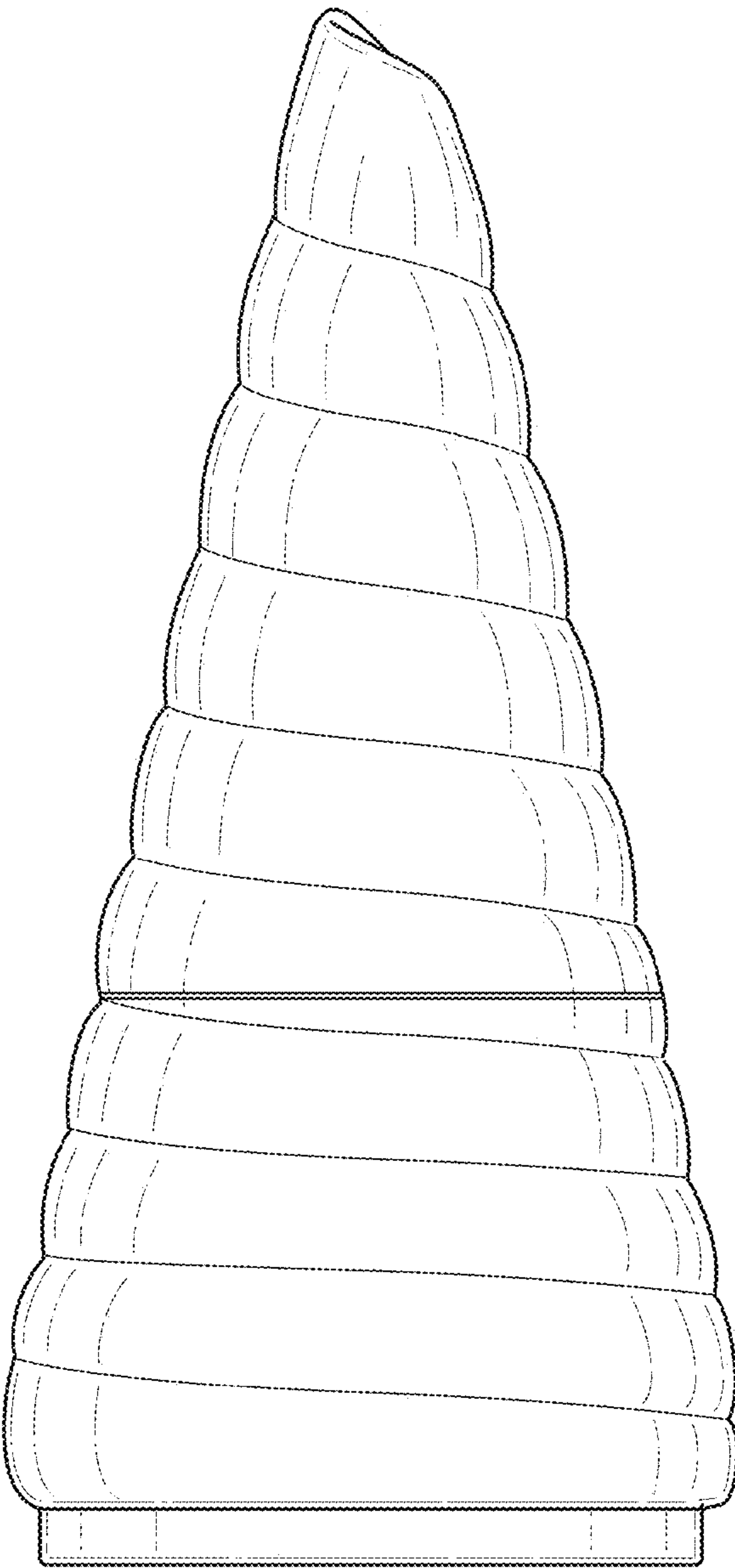


FIG. 5

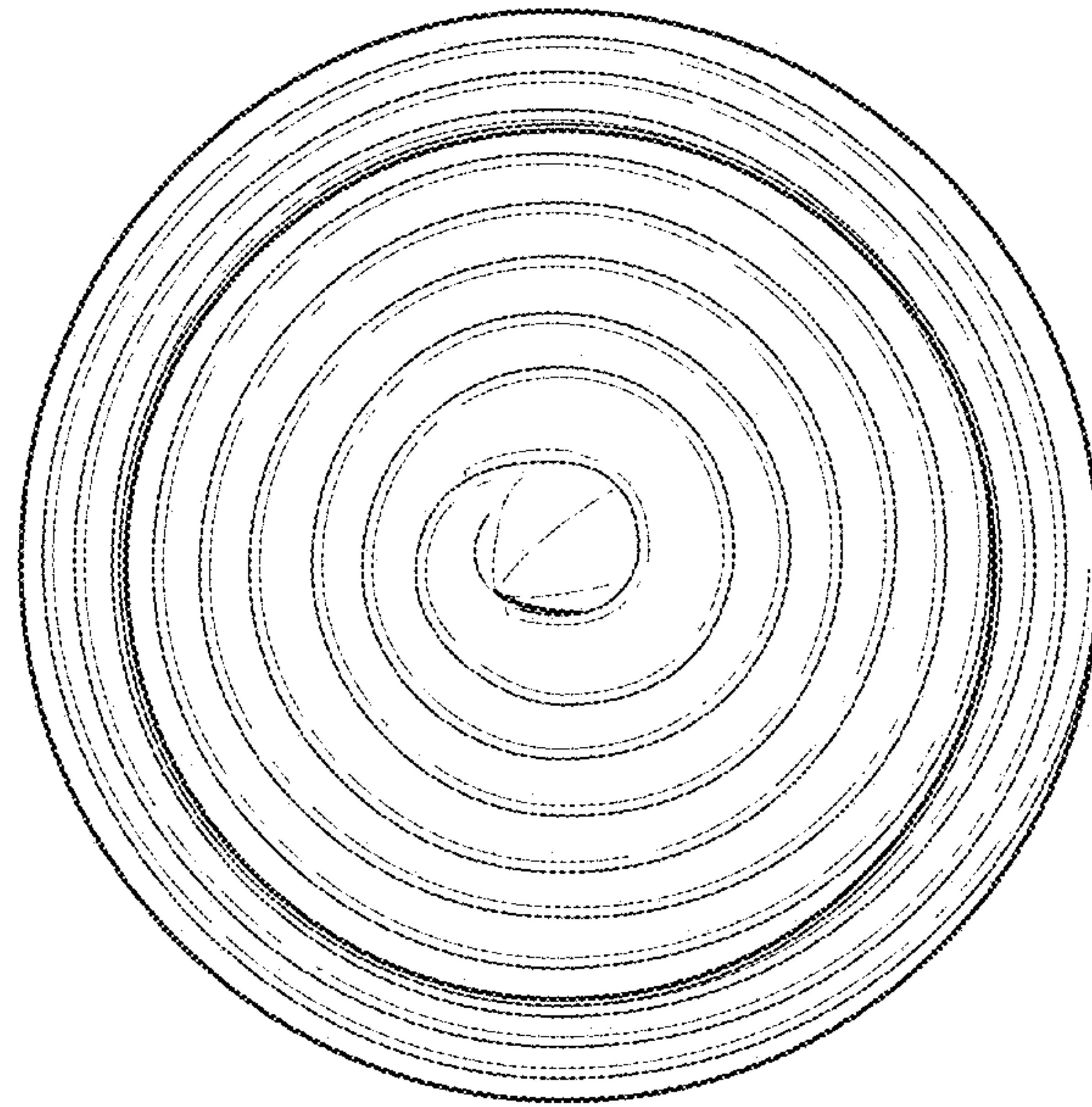


FIG. 6

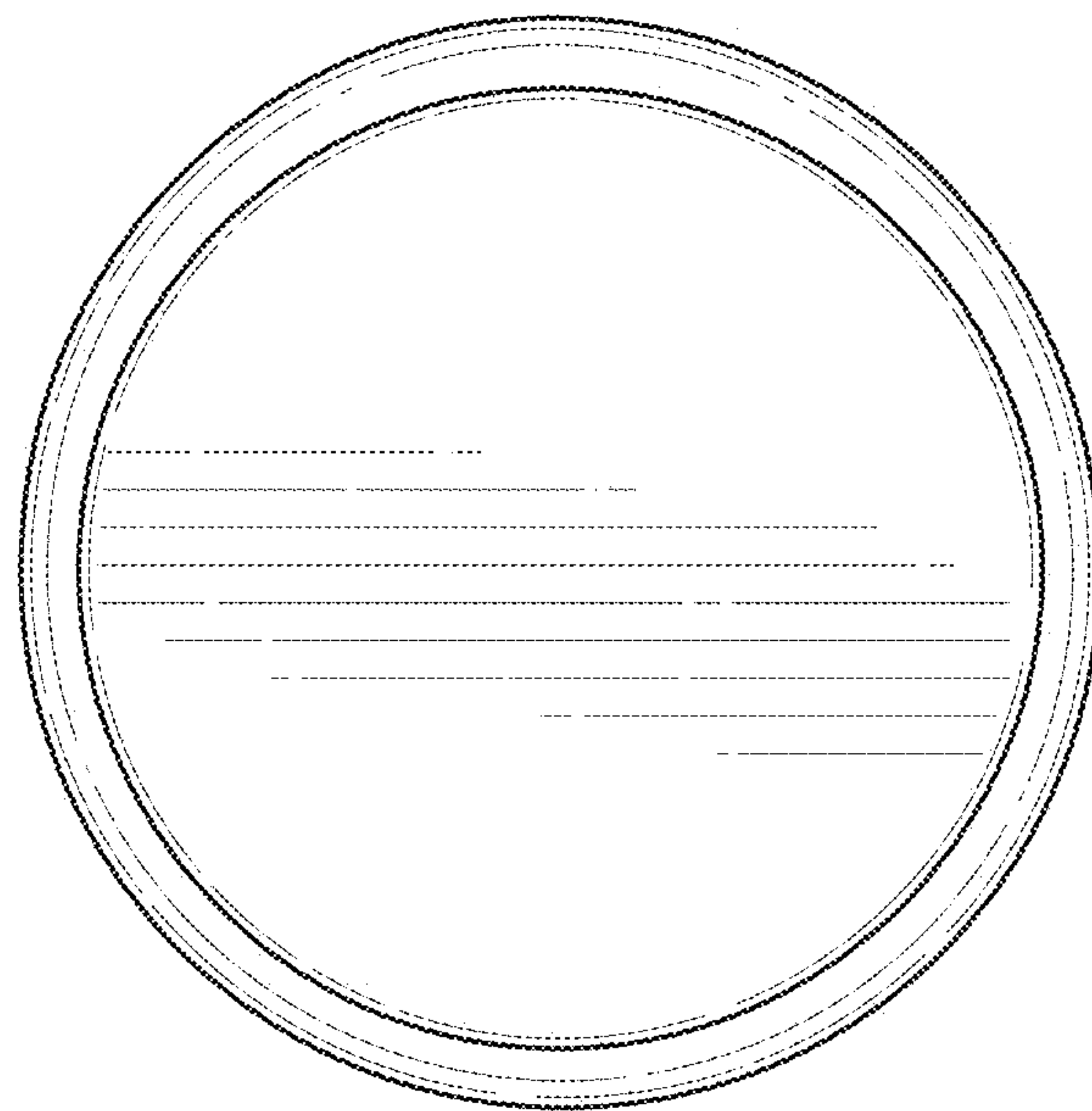


FIG. 7