



US00D923946S

(12) **United States Design Patent** (10) **Patent No.:** **US D923,946 S**
Flaig et al. (45) **Date of Patent:** **** Jul. 6, 2021**

(54) **MIRROR WITH SHELF**
(71) Applicant: **Hansgrohe SE**, Schiltach (DE)
(72) Inventors: **Marco Flaig**, Stuttgart (DE); **Matthias Oesterle**, Winterbach (DE)
(73) Assignee: **Hansgrohe SE**, Schiltach (DE)
(**) Term: **15 Years**
(21) Appl. No.: **29/704,445**
(22) Filed: **Sep. 5, 2019**

(30) **Foreign Application Priority Data**
Mar. 8, 2019 (EM) 006293734-0010
(51) **LOC (13) Cl.** **06-07**
(52) **U.S. Cl.**
USPC **D6/309**
(58) **Field of Classification Search**
USPC D6/300, 301, 302, 303, 304, 307, 308,
D6/309, 310, 311, 312, 313, 314, 553,
D6/559, 664.1; D23/286; D26/56
CPC A47G 1/0616; A47G 1/142; A47G
2001/0694; A47G 1/06; A47G 1/0605;
A47G 1/0633; A47G 1/0638; A47G
1/0644; A47G 1/08; A47G 1/10; A47G
1/14; A47G 1/141; A47G 1/16; A47G
1/1606; A47G 1/1613; A47G 2001/0661;
A47G 2001/0672; A47G 2001/0688;
A47G 2001/148; A47G 1/00; A47G 1/02;
G06F 1/1654
See application file for complete search history.

(56) **References Cited**
U.S. PATENT DOCUMENTS
D483,574 S * 12/2003 Wanek D6/309
D488,626 S * 4/2004 Kruger D6/309
D543,763 S * 6/2007 Mayer D6/568

D553,387 S * 10/2007 Soressi D6/662
D554,421 S * 11/2007 Sheppard D6/574
D559,560 S * 1/2008 Mischel, Jr. D14/129
D566,974 S * 4/2008 Lee D6/300
(Continued)

FOREIGN PATENT DOCUMENTS

CN 305112718 * 10/2019
EM 001713686-0006 3/2011
(Continued)

OTHER PUBLICATIONS

Anah Round Metal Mirror with Wood Shelf Combo [online], [site visited Jul. 28, 2020], Available from internet, URL:<<https://www.overstock.com/Home-Garden/Anah-Round-Metal-Mirror-with-Wood-Shelf-Combo-Gunmetal/26890491/product.html>> (Year: 2019).*
(Continued)

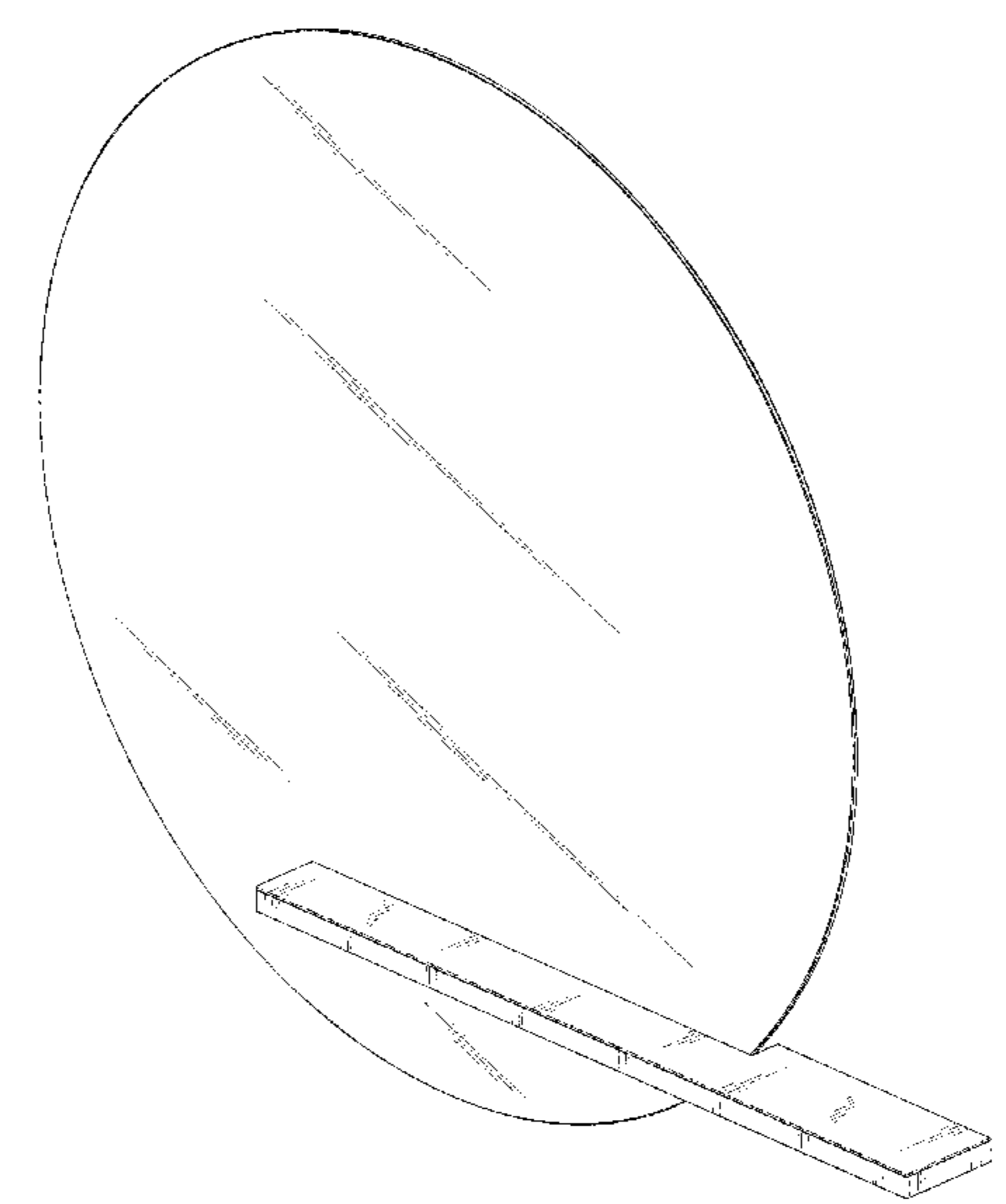
Primary Examiner — Cynthia Ramirez
Assistant Examiner — Xavier Marti-Santos
(74) *Attorney, Agent, or Firm* — Lora J Graentzdoerffer

(57) **CLAIM**
The ornamental design for a mirror with shelf, as shown and described.

DESCRIPTION

FIG. 1 is a perspective view of a mirror with shelf showing our design;
FIG. 2 is a front elevation view;
FIG. 3 is a rear elevation view;
FIG. 4 is a right side elevation view;
FIG. 5 is a left side elevation view;
FIG. 6 is a top plan view; and,
FIG. 7 is a bottom plan view.
The broken-line disclosures in the view represents portions of the mirror with shelf in which the claimed design is embodied, but which forms no part of the claimed design.

1 Claim, 7 Drawing Sheets



(56)

References Cited

U.S. PATENT DOCUMENTS

D689,701 S * 9/2013 Mischel, Jr. A45D 44/02
D6/309
D727,478 S * 4/2015 Mayer A47F 5/0043
D23/286
2005/0005824 A1* 1/2005 McLemore A47F 5/0043
108/42

FOREIGN PATENT DOCUMENTS

EM 001336812-0007 9/2012
EM 003534718-0003 1/2017
EM 004076461-0014 * 6/2017

OTHER PUBLICATIONS

MOI Mirror Shelf With White Tray [online], [site visited Jul. 28, 2020], Available from internet, URL:<<https://korridordesign.com/product/moi-mirror-shelf-with-white-tray/>> (Year: 2020).*

* cited by examiner

FIG. 1

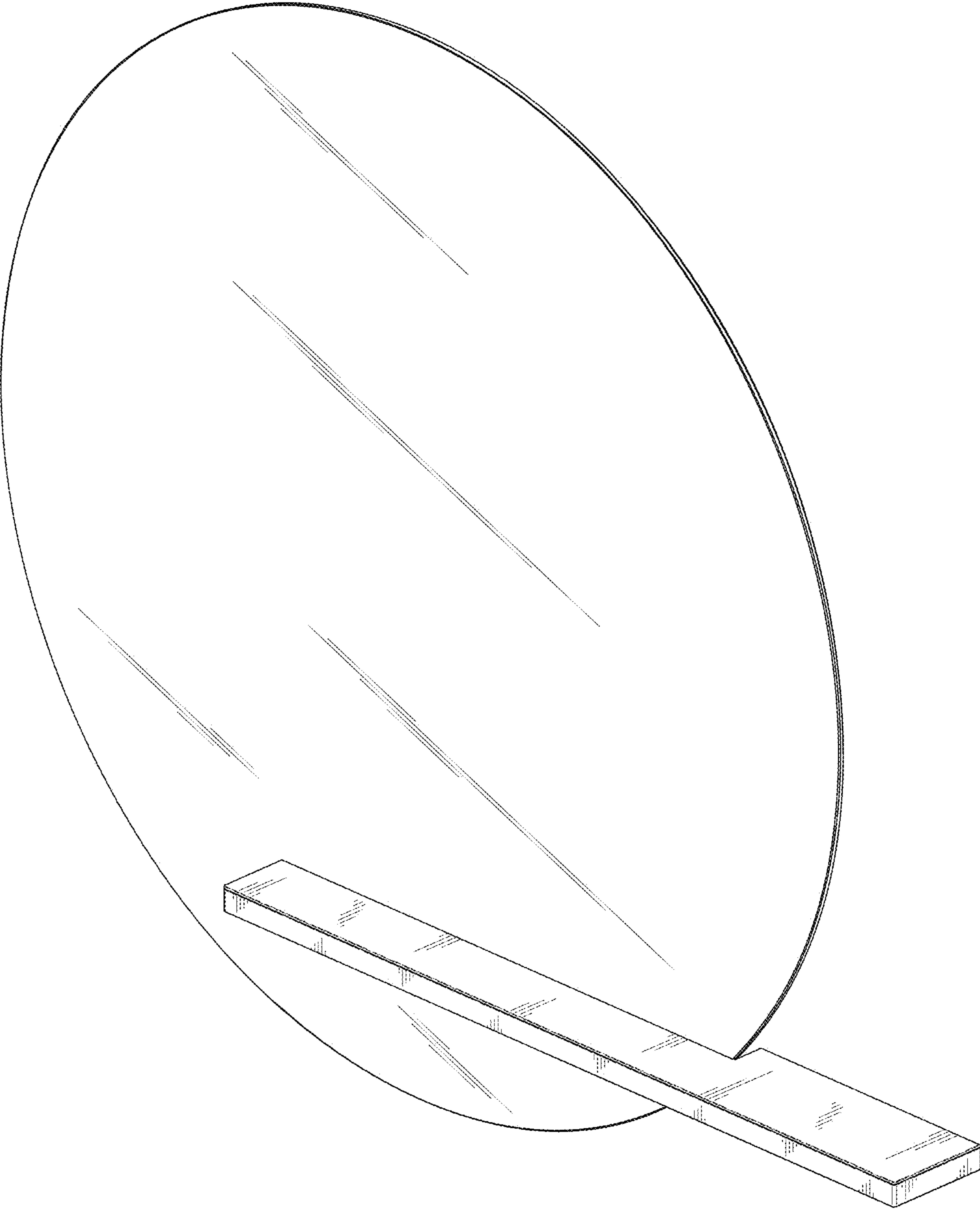


FIG. 2

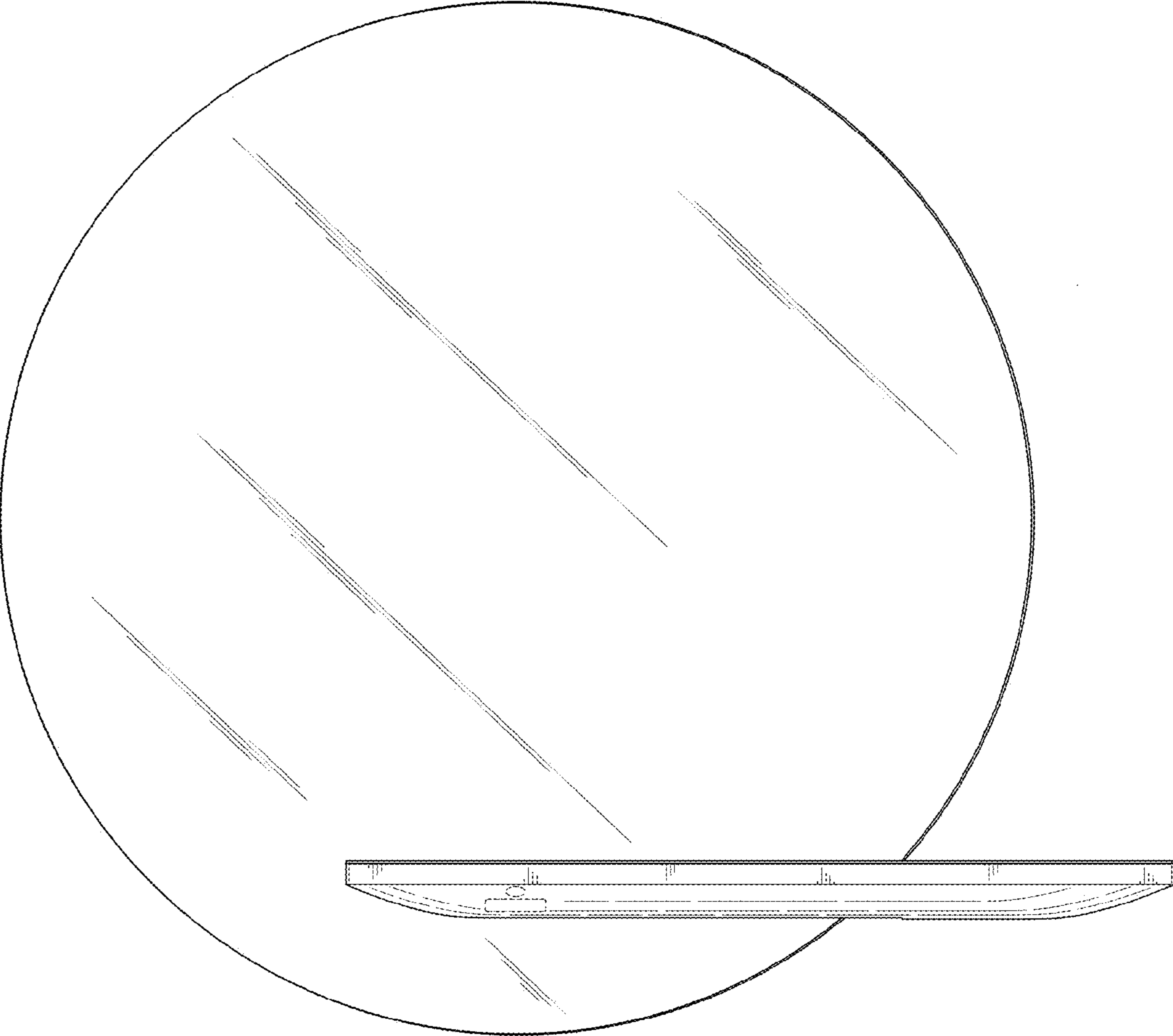


FIG. 3

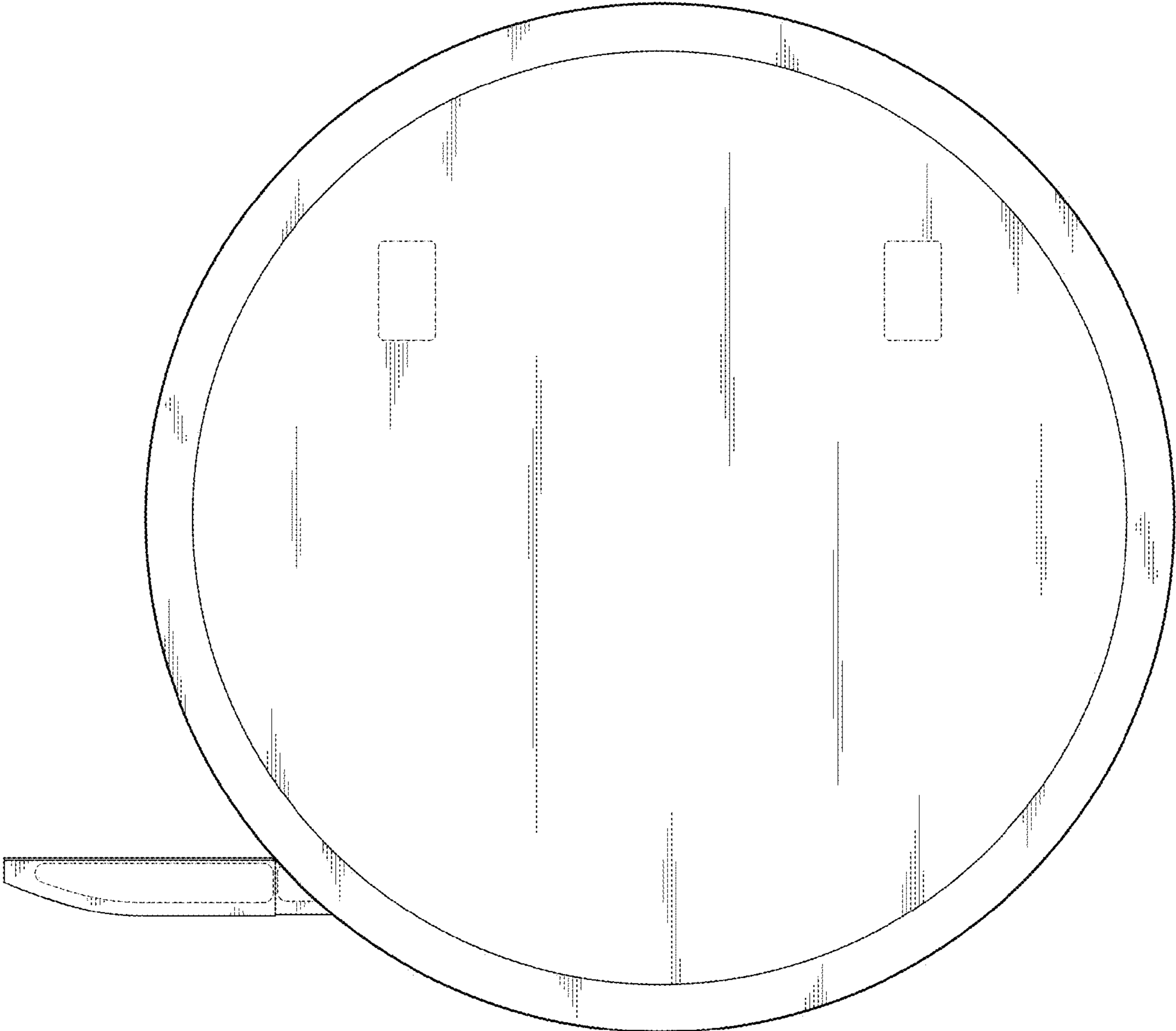


FIG. 4




FIG. 5

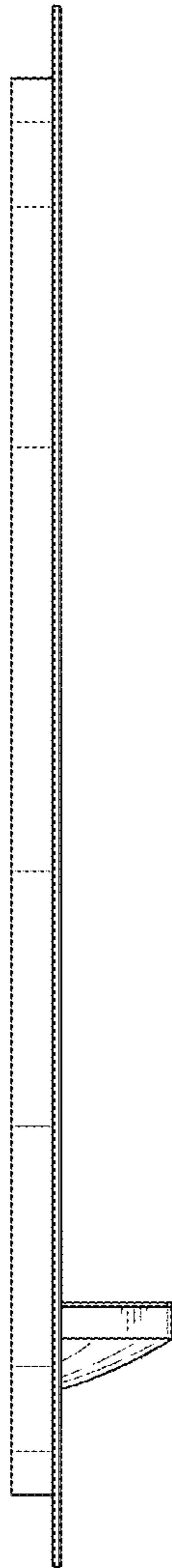


FIG. 6

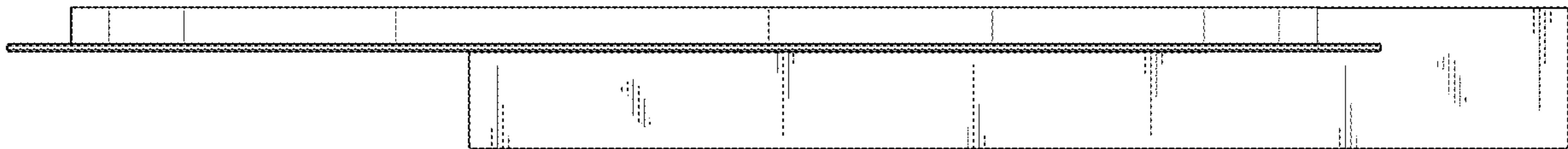


FIG. 7

