



US00D923928S

(12) **United States Design Patent** (10) **Patent No.:** **US D923,928 S**
Xanthos (45) **Date of Patent:** **** Jul. 6, 2021**

(54) **SHOE**
(71) Applicant: **NIKE, Inc.**, Beaverton, OR (US)
(72) Inventor: **George Xanthos**, Beaverton, OR (US)
(73) Assignee: **NIKE, Inc.**, Beaverton, OR (US)
(**) Term: **15 Years**
(21) Appl. No.: **29/710,631**
(22) Filed: **Oct. 24, 2019**
(51) **LOC (13) Cl.** **02-04**
(52) **U.S. Cl.**
USPC **D2/972**
(58) **Field of Classification Search**
USPC D2/896, 902-907, 909-915, 930, 932,
D2/943, 946, 962, 964, 968, 969, 970,
D2/972, 976-978
CPC .. A43B 5/00; A43B 5/008; A43B 5/04; A43B
5/0401; A43B 5/0447; A43B 5/049; A43B
5/1675; A43B 5/06; A43B 5/10; A43B
5/08; A43B 5/14; A43B 23/00; A43B
23/02; A43B 23/24
See application file for complete search history.

(56) **References Cited**
U.S. PATENT DOCUMENTS
4,461,288 A * 7/1984 Curtis A43B 3/0073
602/23
D291,384 S * 8/1987 Campbell D2/907
D307,350 S * 4/1990 Brown D2/970
4,972,613 A * 11/1990 Loveder A43B 5/00
36/105
D321,084 S * 10/1991 Miller D2/903
D322,879 S * 1/1992 Hatfield D2/972
D333,377 S * 2/1993 Hatfield D2/972
D435,959 S 1/2001 Akhidime
D458,443 S 6/2002 Matis
D480,540 S 10/2003 Hoyt et al.

D483,938 S * 12/2003 Laberge D2/973
D487,623 S * 3/2004 Matis D2/969
D526,774 S * 8/2006 Dirsra D2/972
D544,194 S * 6/2007 Roth D2/916
D564,210 S 3/2008 Minami
D575,047 S 8/2008 Stauffer
D575,947 S 9/2008 Minami
D619,348 S * 7/2010 Schwartz D2/973
D620,690 S * 8/2010 Banik D2/946
D769,601 S * 10/2016 Hardman D2/972
D776,420 S * 1/2017 Petrie D2/977
D781,563 S * 3/2017 Chang D2/972
D814,772 S 4/2018 Winfield
D822,978 S * 7/2018 Schenone D2/973
D840,659 S 2/2019 Shyllon
D845,604 S * 4/2019 Hernandez D2/972

(Continued)

Primary Examiner — Elizabeth J Oswecki
Assistant Examiner — Yelizaveta Y Masalimova
(74) *Attorney, Agent, or Firm* — Banner & Witcoff, Ltd.


(57) **CLAIM**

The ornamental design for a shoe, as shown and described.

DESCRIPTION

FIG. 1 is a front perspective view of a shoe showing my new design;
FIG. 2 is a side view thereof;
FIG. 3 is a rear perspective view thereof;
FIG. 4 is a rear view thereof;
FIG. 5 is an opposite side rear perspective view thereof;
FIG. 6 is an opposite side view thereof; and,
FIG. 7 is an opposite side front perspective view thereof.
The rectangular unshaded region within the shaded area forms no part of the claimed design. The broken lines immediately adjacent to the shaded area define the bounds of the claimed design and form no part thereof. The broken lines depicting the remainder of the shoe show features that form no part of the claimed design.

1 Claim, 7 Drawing Sheets



(56)

References Cited

U.S. PATENT DOCUMENTS

D860,623	S	9/2019	de Montgolfier	
D863,752	S *	10/2019	Taneva	D2/972
D864,552	S *	10/2019	Stocco	D2/972
D878,736	S *	3/2020	O'Connor	D2/973
D882,930	S *	5/2020	Seamarks	D2/972
D897,087	S *	9/2020	Matthews	D2/972
D899,063	S *	10/2020	Panian	D2/972
D908,337	S *	1/2021	Troufanov	D2/972
2004/0111921	A1 *	6/2004	Lenormand	A43B 5/003 36/45
2020/0345098	A1 *	11/2020	Xanthos	A43B 11/00

* cited by examiner

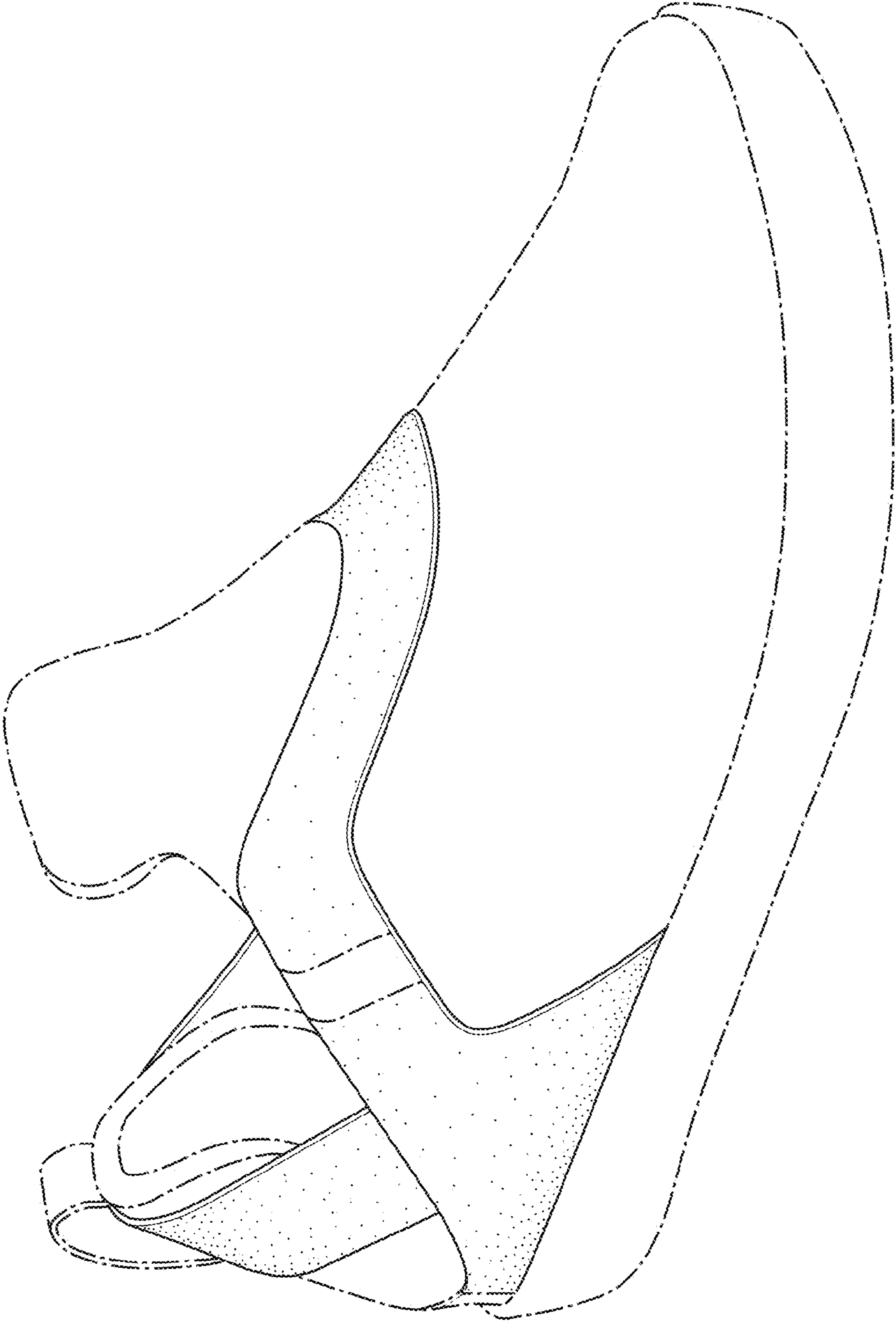


FIG. 1

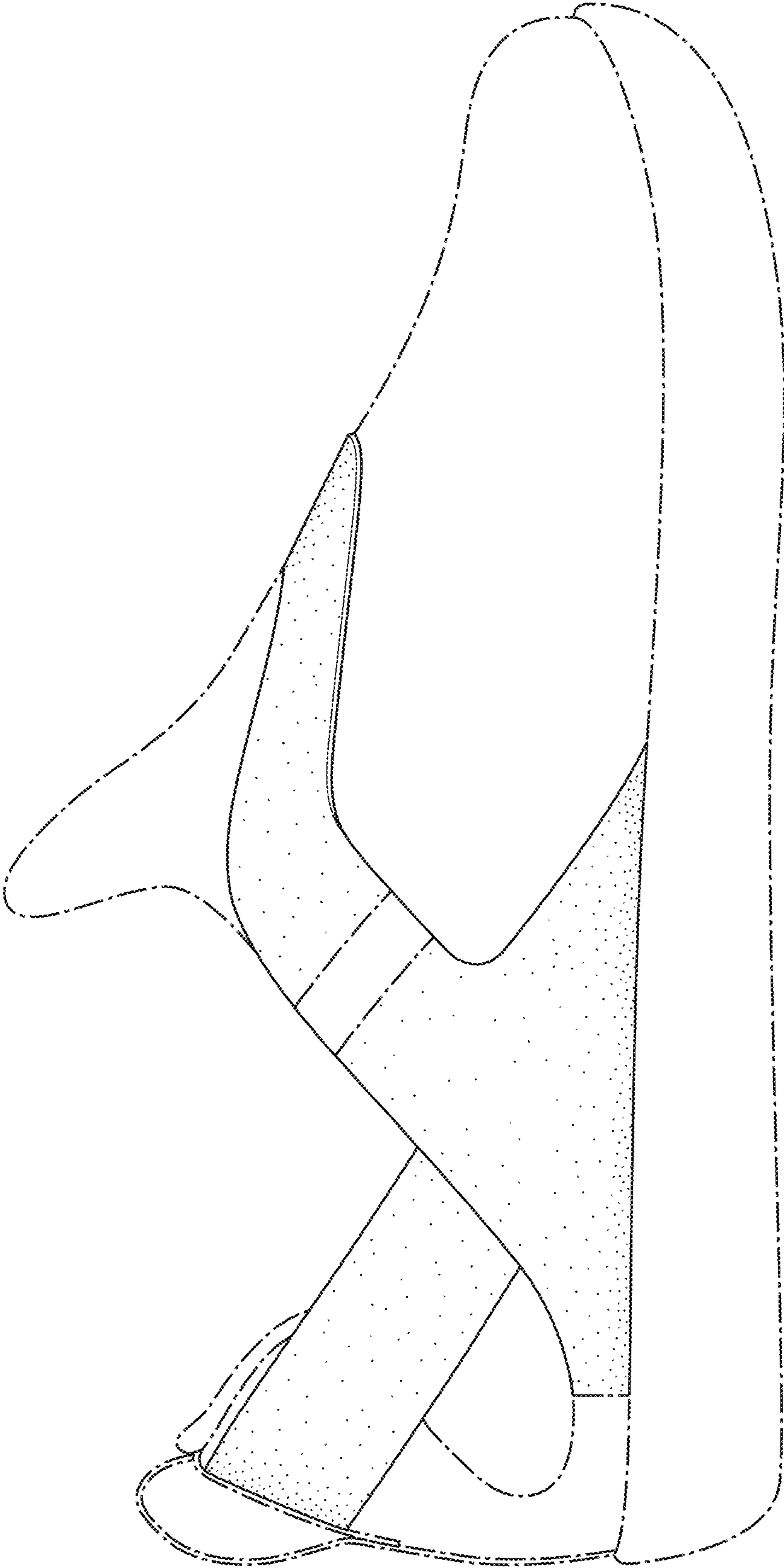


FIG. 2

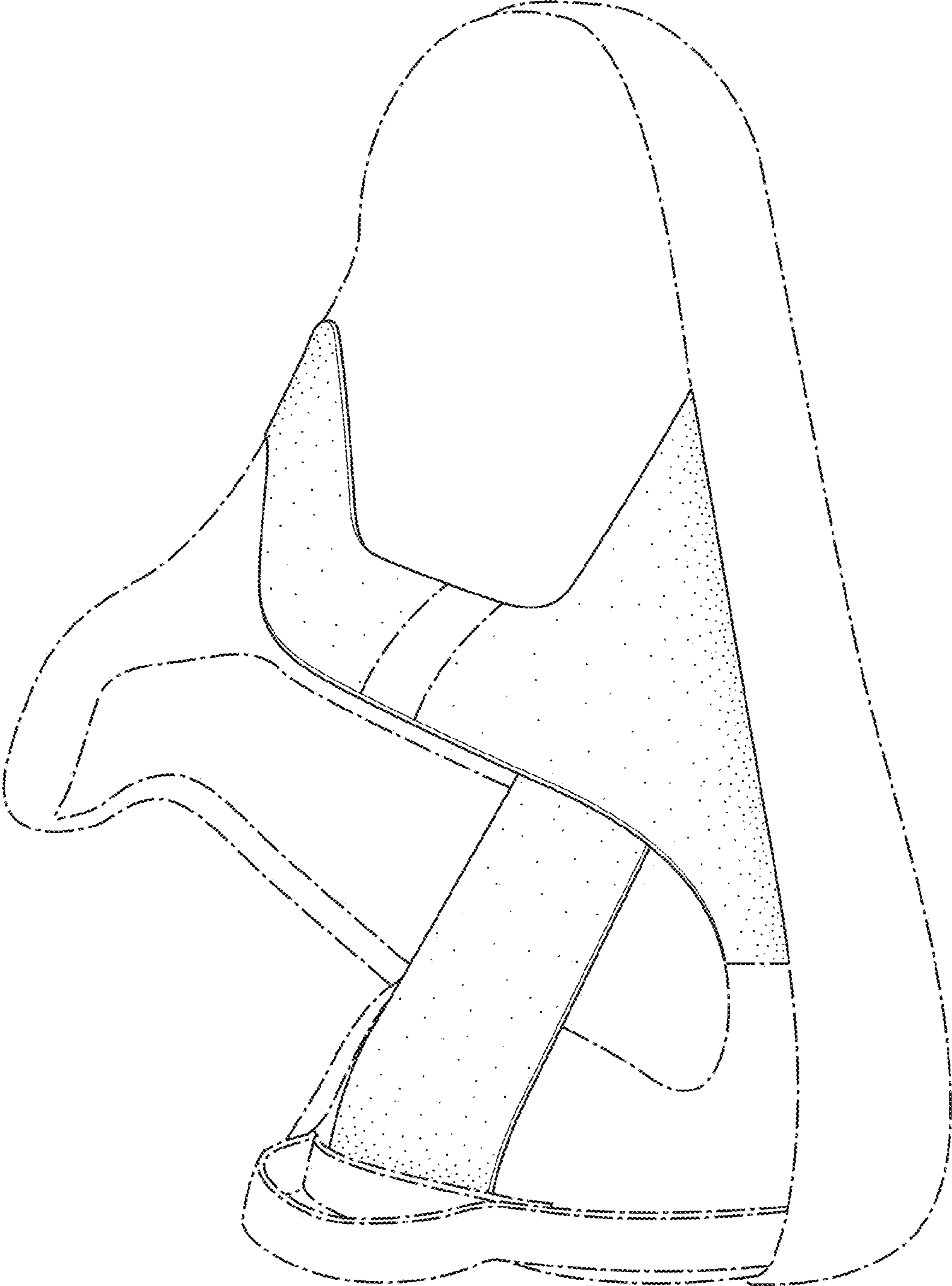


FIG. 3

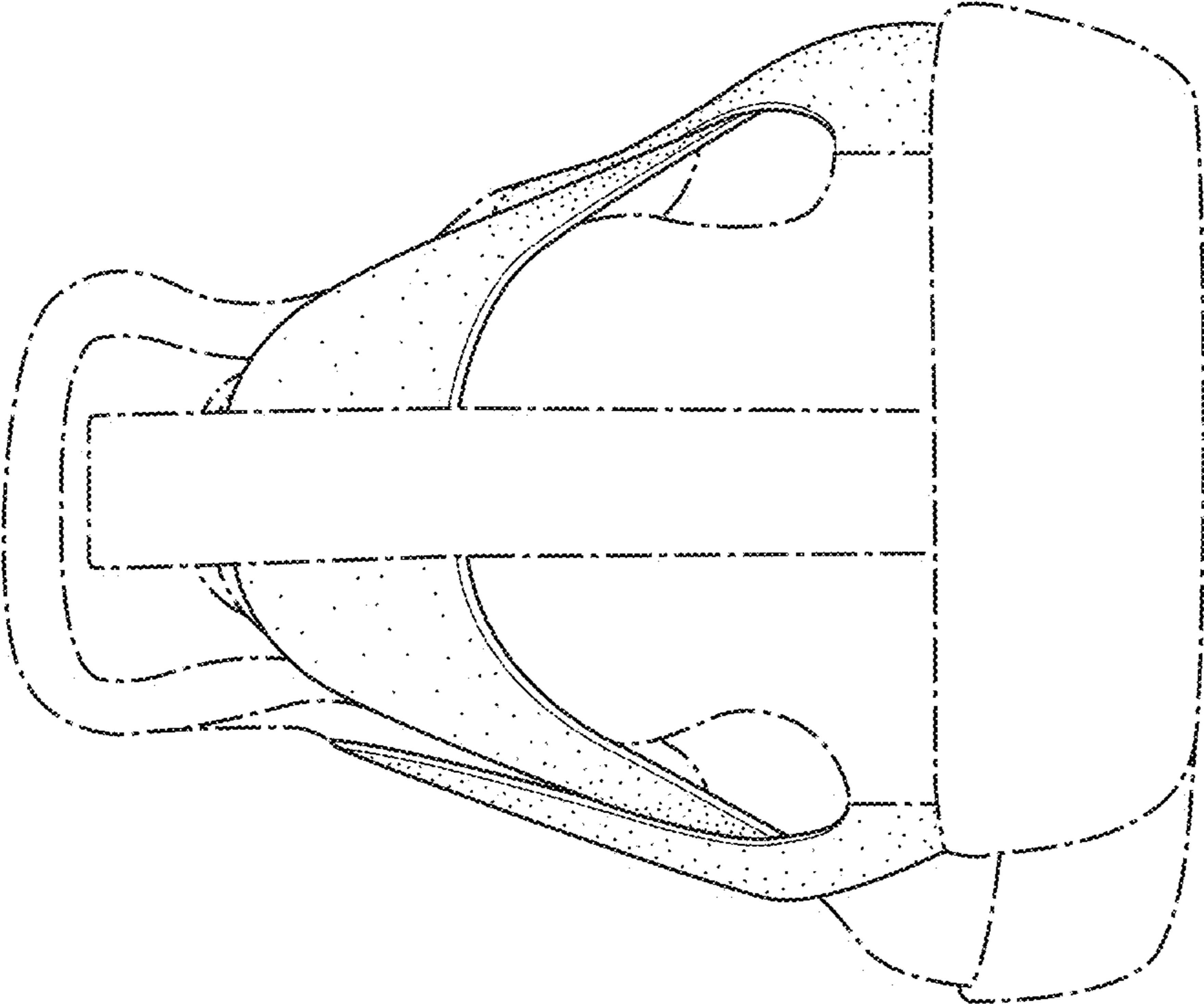


FIG. 4

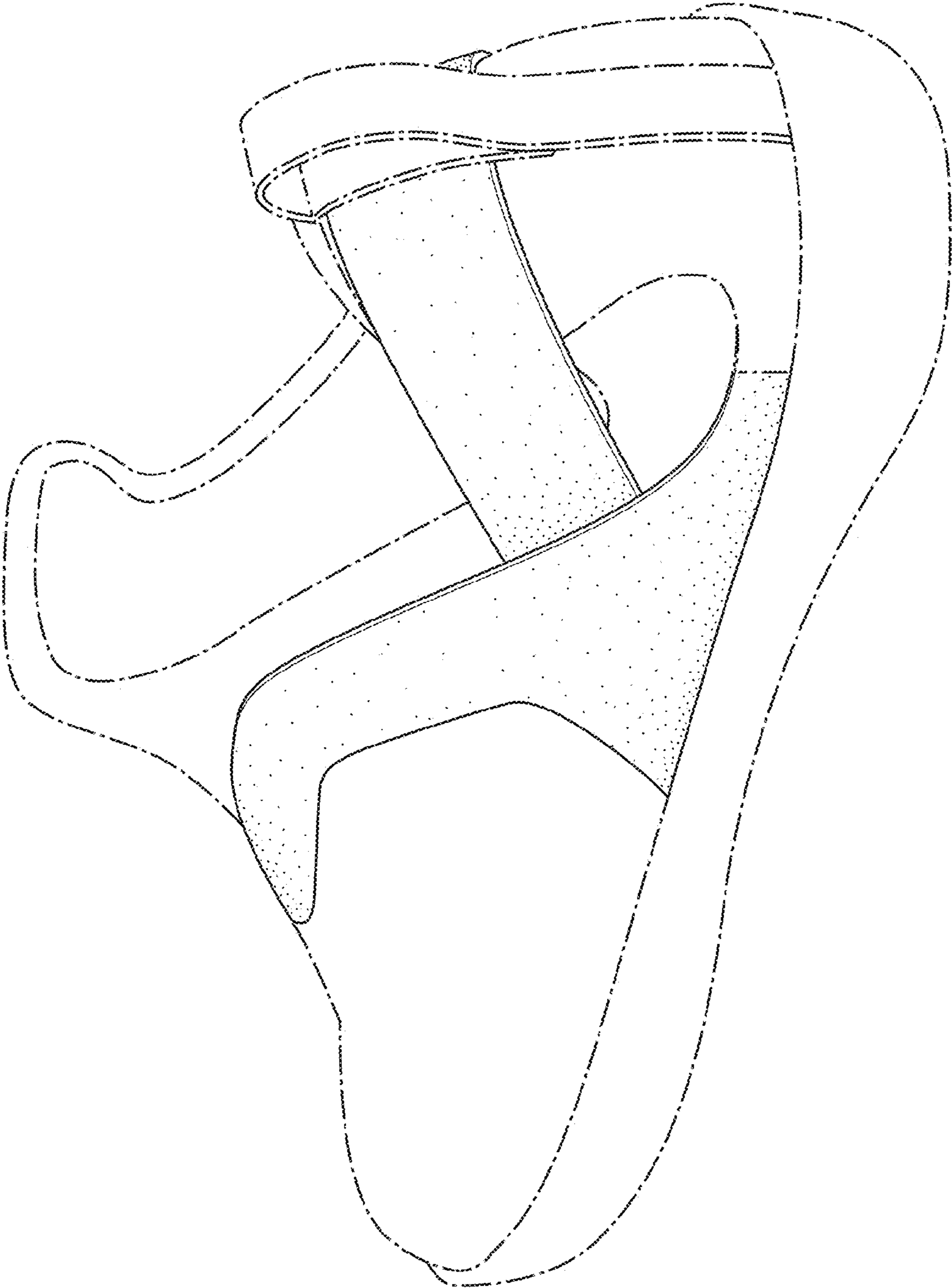


FIG. 5

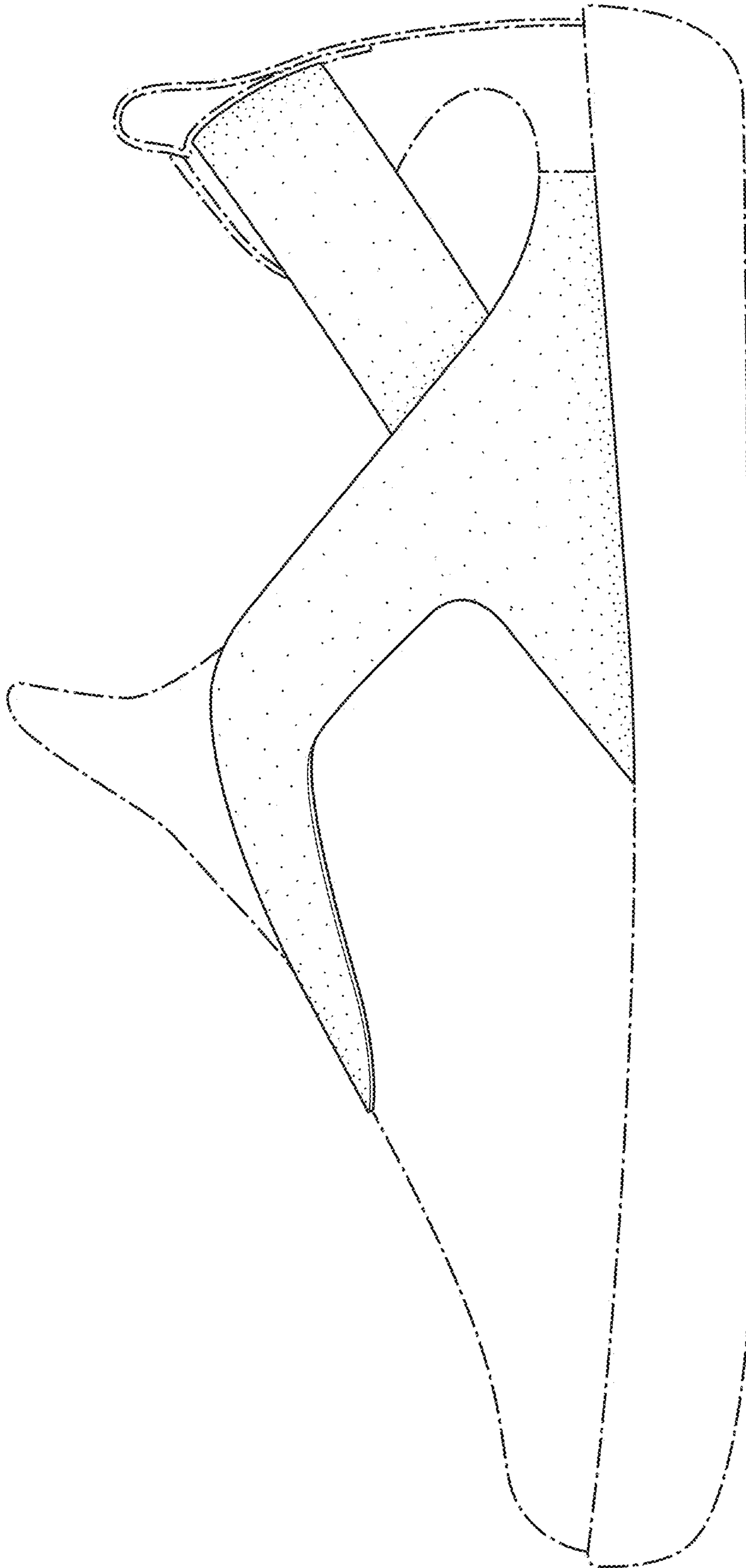


FIG. 6

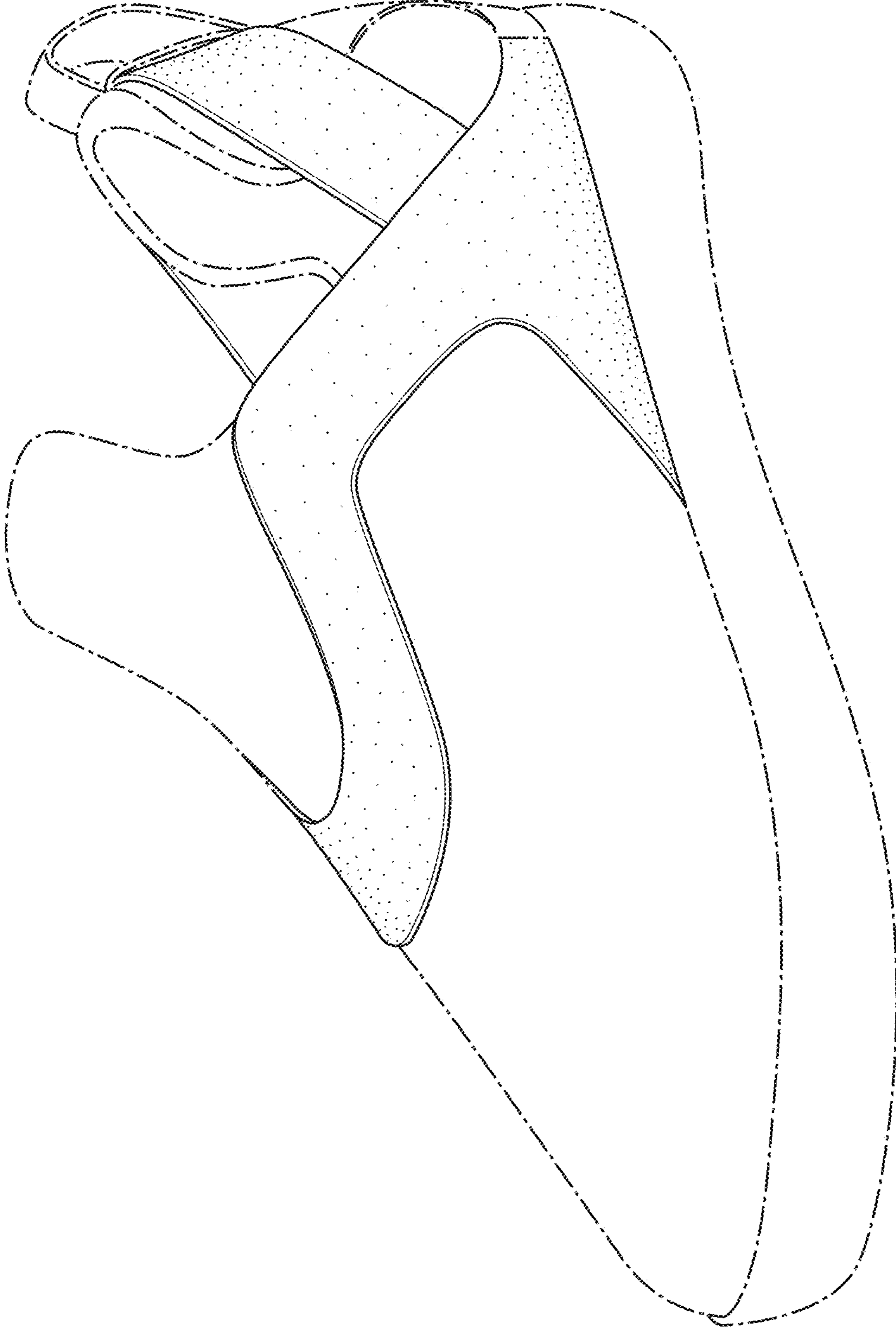


FIG. 7