



US00D923910S

(12) **United States Design Patent** (10) **Patent No.:** **US D923,910 S**
Ankele et al. (45) **Date of Patent:** **** *Jun. 29, 2021**

(54) **PALLET** 6,564,725 B2 * 5/2003 Hale B65D 19/0012
 108/57.25
 (71) Applicants: **David Ankele**, Santa Clara, CA (US); D704,915 S * 5/2014 Reyhan D34/38
Dale Woiken, Upland, CA (US) D899,725 S * 10/2020 Blosser D34/38
 D916,423 S * 4/2021 Ankele D34/38
 (72) Inventors: **David Ankele**, Santa Clara, CA (US); 2004/0216648 A1 * 11/2004 Apps B65D 19/0012
Dale Woiken, Upland, CA (US) 108/57.25
 (73) Assignee: **David Ankele**, San Mateo, CA (US) 2005/0145144 A1 * 7/2005 Gab B65D 19/38
 108/55.3
 (74) Assignee: **David Ankele**, San Mateo, CA (US) 2009/0050029 A1 * 2/2009 Ogburn B65D 19/38
 108/51.11
 (*) Notice: This patent is subject to a terminal disclaimer. 2015/0068436 A1 * 3/2015 Zelek B65D 21/0233
 108/53.3
 (**) Term: **15 Years** 2016/0272365 A1 * 9/2016 Matsubara B65D 19/0012
 2017/0297765 A1 * 10/2017 Guerry B65D 19/04
 2018/0141710 A1 * 5/2018 Storteboom B65D 19/0073

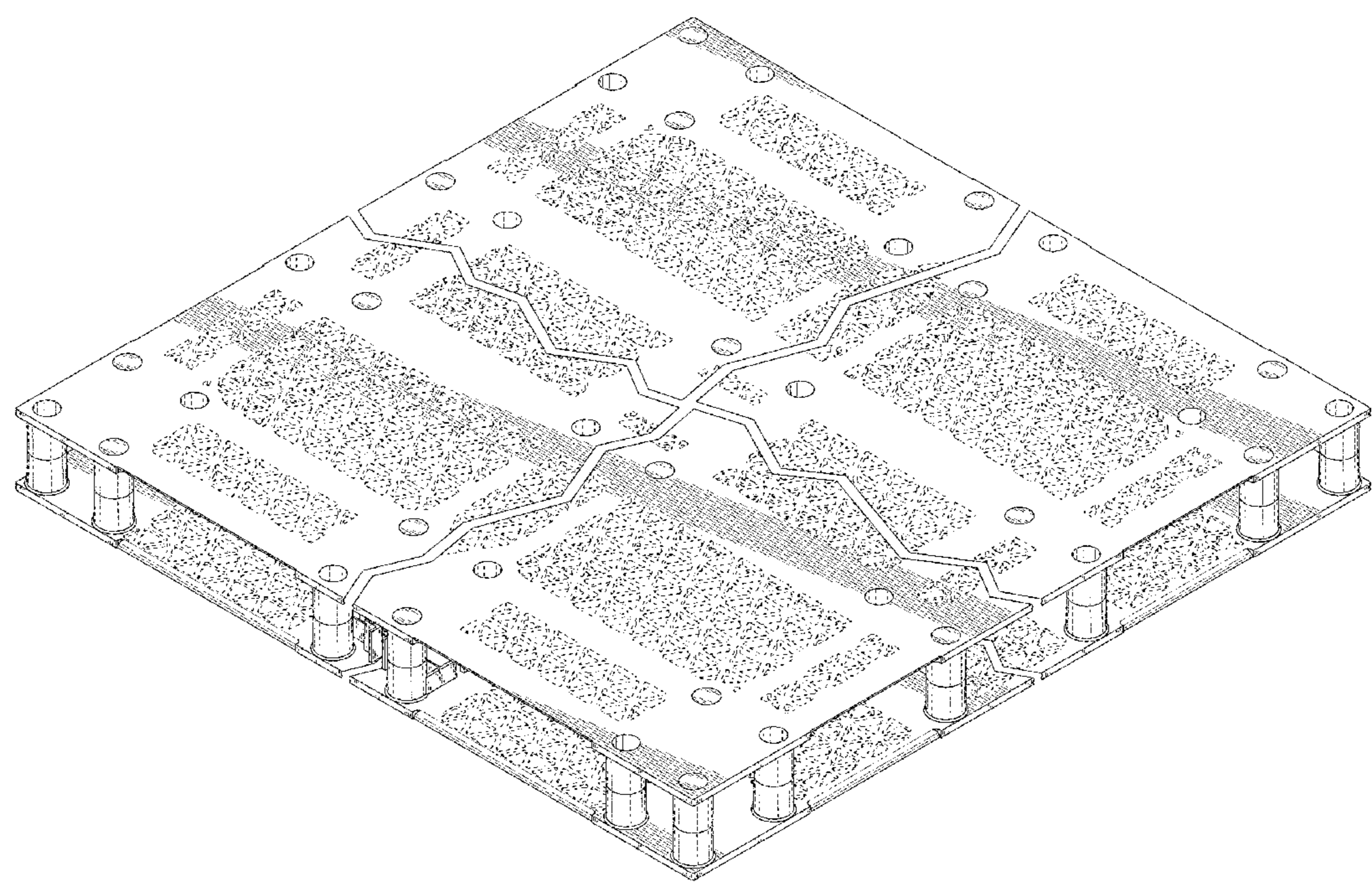
(21) Appl. No.: **29/760,998**
 (22) Filed: **Dec. 5, 2020**
 (51) **LOC (13) Cl.** **09-08**
 (52) **U.S. Cl.**
 USPC **D34/38**
 (58) **Field of Classification Search**
 USPC D34/38
 CPC .. B65D 19/0012; B65D 19/004; B65D 19/38;
 B65D 2519/00796; B65D 2519/00815;
 B65D 2519/00965; B65D 19/0018
 See application file for complete search history.

(56) **References Cited**
 U.S. PATENT DOCUMENTS
 4,843,976 A * 7/1989 Pigott B65D 19/0012
 108/56.1
 D346,681 S * 5/1994 Pigott D34/28
 D347,511 S * 5/1994 Pigott D34/38
 D364,030 S * 11/1995 Pigott D34/38
 D410,786 S * 6/1999 Favaron D34/38
 D443,969 S * 6/2001 Apps D34/38

* cited by examiner
 Primary Examiner — Cynthia Ramirez
 (74) Attorney, Agent, or Firm — Charles L. Thoeming
 (57) **CLAIM**
 The ornamental design for a pallet, as shown and described.

DESCRIPTION
 FIG. 1 is a top right front perspective view of a pallet showing our new design.
 FIG. 2 is a front elevational view thereof.
 FIG. 3 is a right-side elevational view thereof.
 FIG. 4 is a top plan view thereof; and,
 FIG. 5 is a bottom plan view thereof.
 The pallet is shown with a symbolic break in its length and width. The appearance of any portion of the article between the break lines forms no part of the claimed design.
 The broken lines in the figures show portions of the pallet, which form no part of the claimed design.

1 Claim, 4 Drawing Sheets



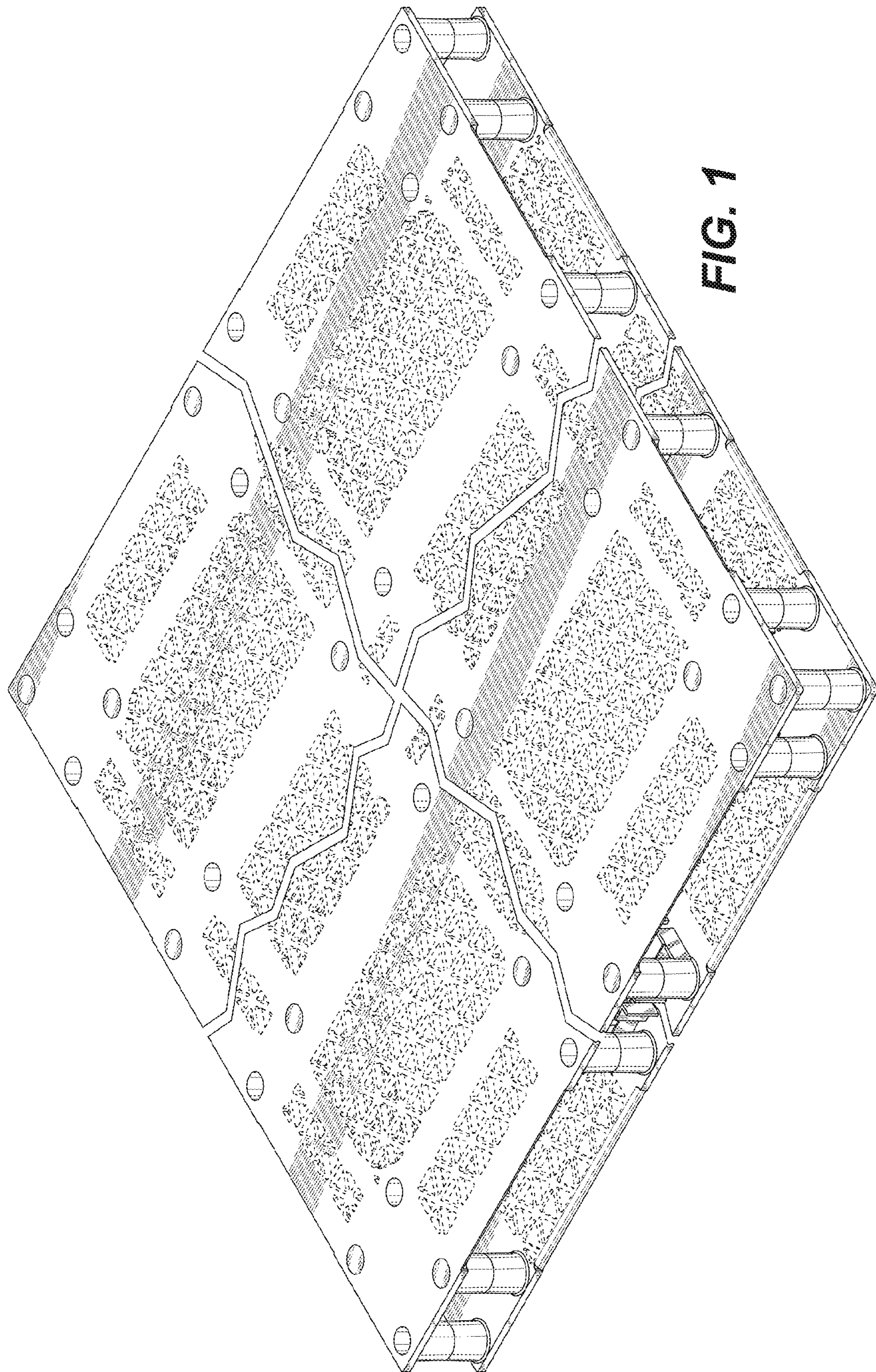


FIG. 1

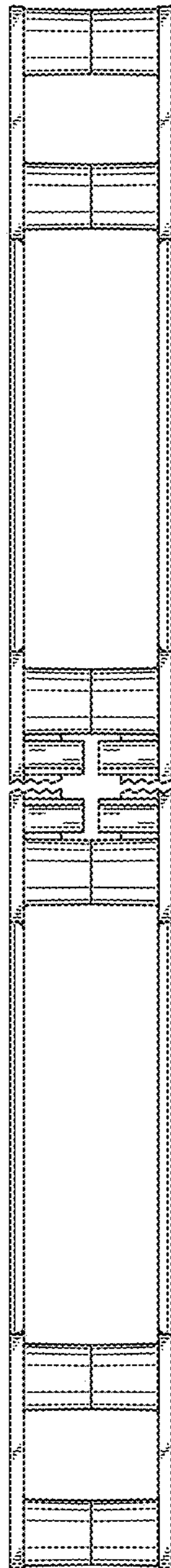


FIG. 2

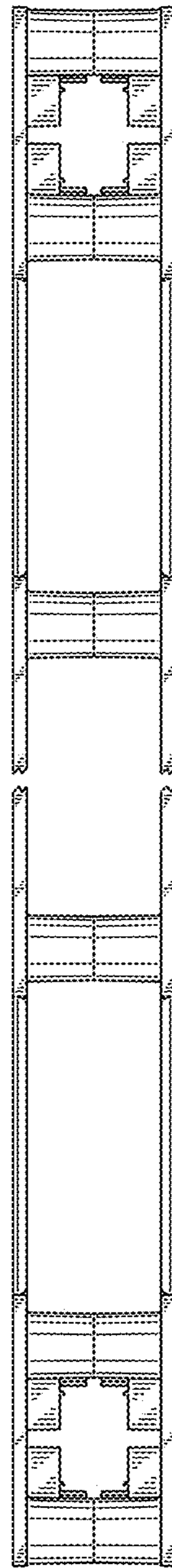


FIG. 3

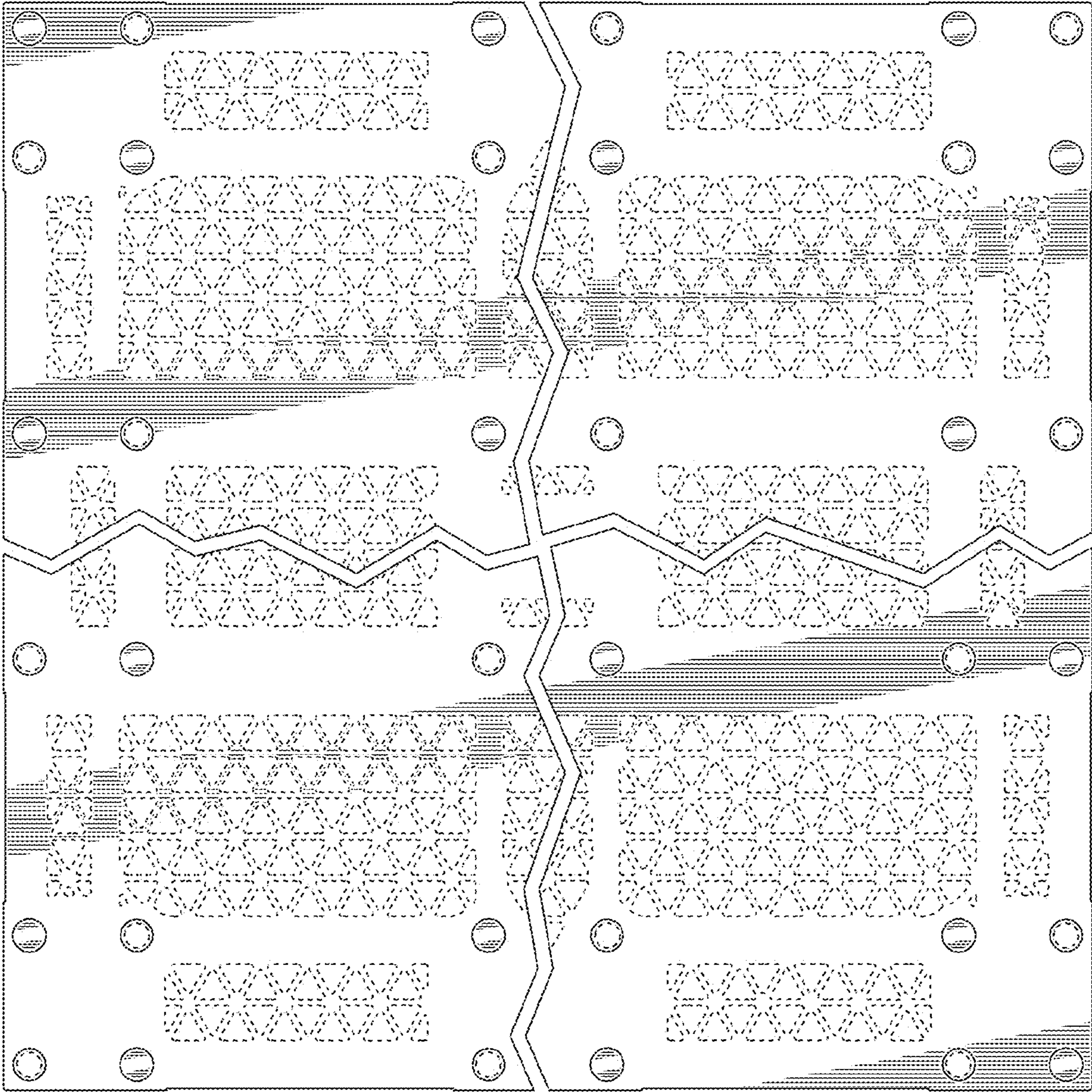


FIG. 4

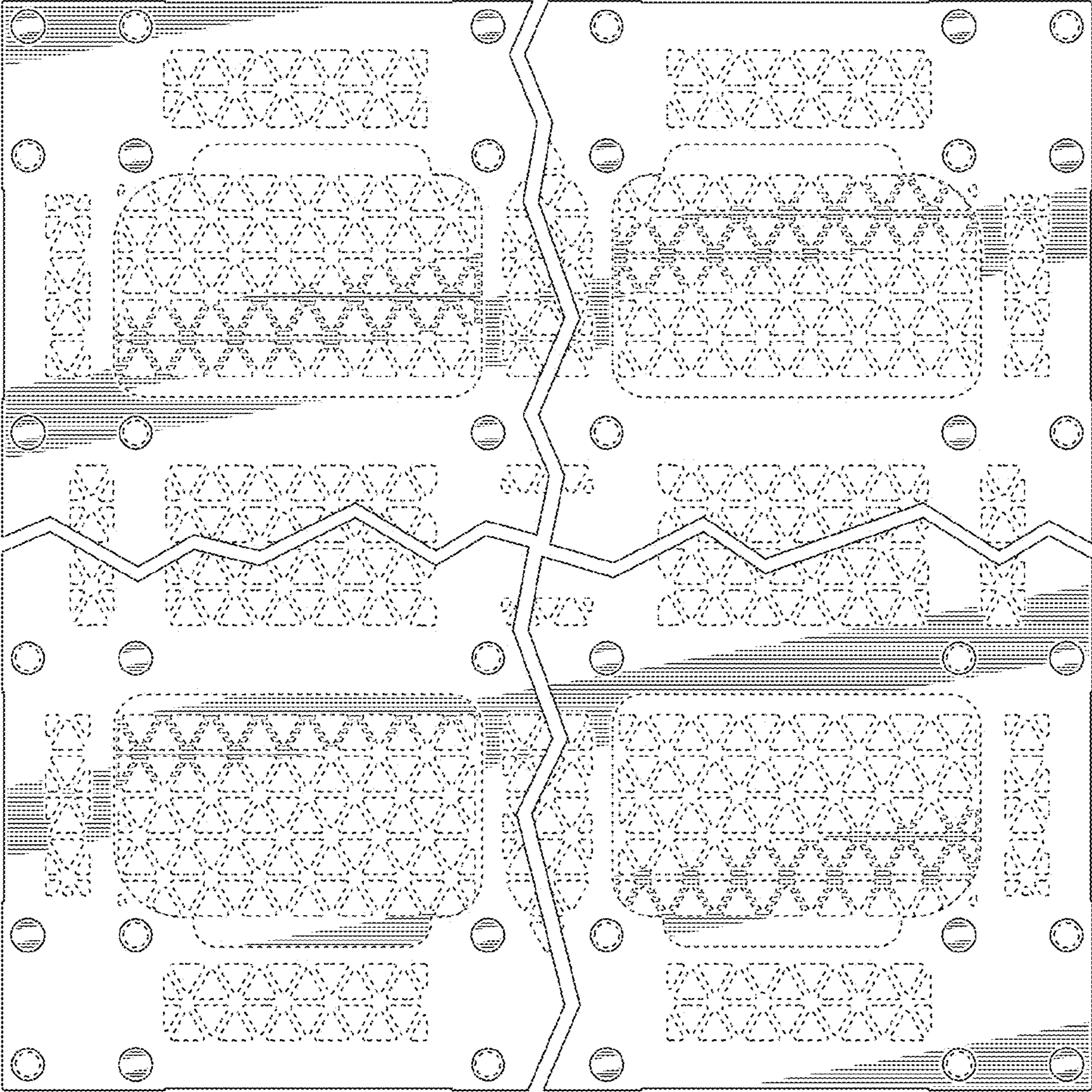


FIG. 5