



US00D923890S

(12) **United States Design Patent** (10) **Patent No.:** **US D923,890 S**
Wörwag (45) **Date of Patent:** **** Jun. 29, 2021**

(54) **MATTRESS SURFACE CLEANING AGITATOR**

(71) Applicant: **DCM Manufacturing, Inc.**, Cleveland, OH (US)

(72) Inventor: **Eberhard Wörwag**, Romanshorn (CH)

(73) Assignee: **MARADYNE CORPORATION**, Cleveland, OH (US)

(**) Term: **15 Years**

(21) Appl. No.: **29/662,698**

(22) Filed: **Sep. 7, 2018**

(51) **LOC (13) Cl.** **15-05**

(52) **U.S. Cl.**
USPC **D32/26**

(58) **Field of Classification Search**
USPC D32/2-3, 5-7, 12-13, 25-29
CPC . A47L 15/42; A47L 15/00; A47L 9/04; B65D 47/06; D06F 23/06; D06F 37/26; A46B 13/00

See application file for complete search history.

(56) **References Cited**

U.S. PATENT DOCUMENTS

- 3,828,387 A * 8/1974 Liebscher A46B 13/00 15/182
- D252,812 S * 9/1979 Andrews D32/2
- D471,332 S * 3/2003 Haegermarck D32/31
- 6,539,575 B1 * 4/2003 Cohen A46B 13/001 15/179
- D647,265 S * 10/2011 Follows D32/31
- D675,387 S * 1/2013 Burrows D32/3
- D680,287 S * 4/2013 Morgan D32/31
- D680,289 S * 4/2013 Gray D32/31
- D681,291 S * 4/2013 Morgan D32/31
- 9,756,998 B2 * 9/2017 Kasper A47L 9/0477

- 2004/0019992 A1* 2/2004 Roney A46B 13/001 15/179
- 2005/0125941 A1* 6/2005 Joung A47L 9/0477 15/383
- 2007/0271726 A1* 11/2007 Park A47L 9/04 15/387
- 2012/0017936 A1* 1/2012 Dant A47L 9/0477 134/6
- 2014/0283320 A1* 9/2014 Tyrrell A46B 7/04 15/159.1
- 2015/0342426 A1* 12/2015 Panico A47L 7/009 15/347
- 2017/0170034 A1* 6/2017 Ishibashi B08B 1/001
- 2018/0271341 A1* 9/2018 Hu A47L 9/16

FOREIGN PATENT DOCUMENTS

KR 300838051 * 2/2016

* cited by examiner

Primary Examiner — John R Yeh

(74) *Attorney, Agent, or Firm* — Gugliotta & Gugliotta LPA

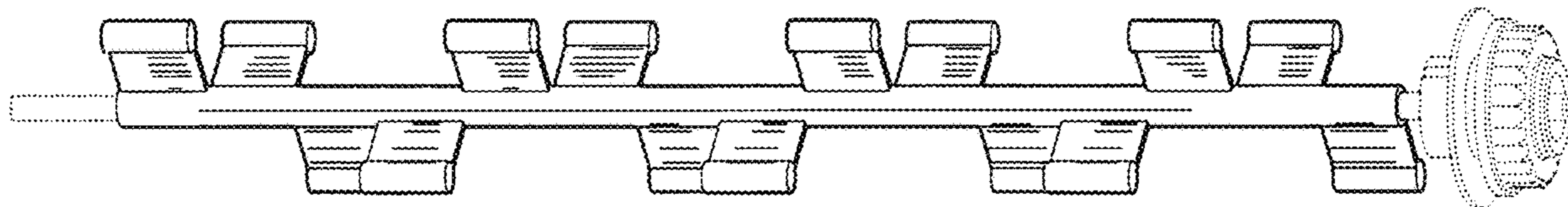
(57) **CLAIM**

The ornamental design for a mattress surface cleaning agitator, as shown and described.

DESCRIPTION

FIG. 1 is a top right side perspective view of an mattress surface cleaning agitator showing my new design; FIG. 2 is a top plan view thereof; FIG. 3 is a bottom plan view thereof; FIG. 4 is a front elevational view thereof; and, FIG. 5 is a rear elevational view thereof. The broken lines in figures illustrate environment of the mattress surface cleaning agitator and form no part of the claimed design.

1 Claim, 3 Drawing Sheets



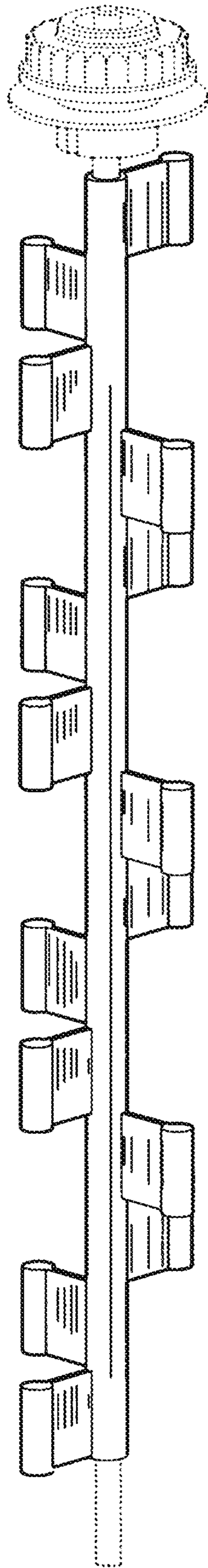


FIG. 1

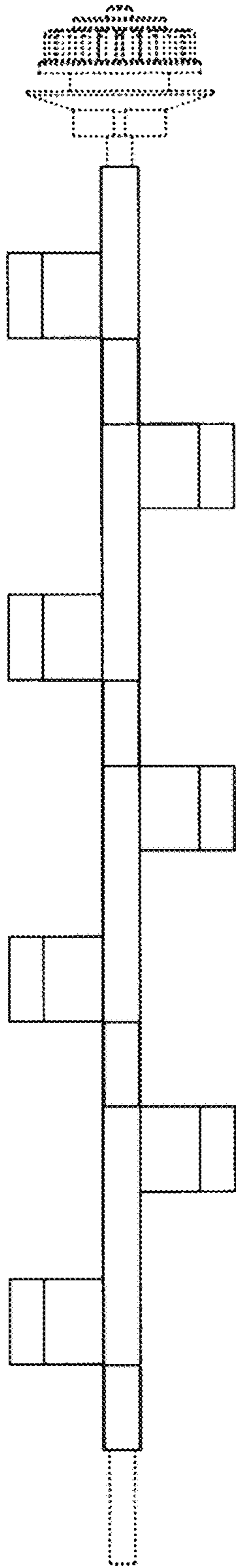


FIG. 2

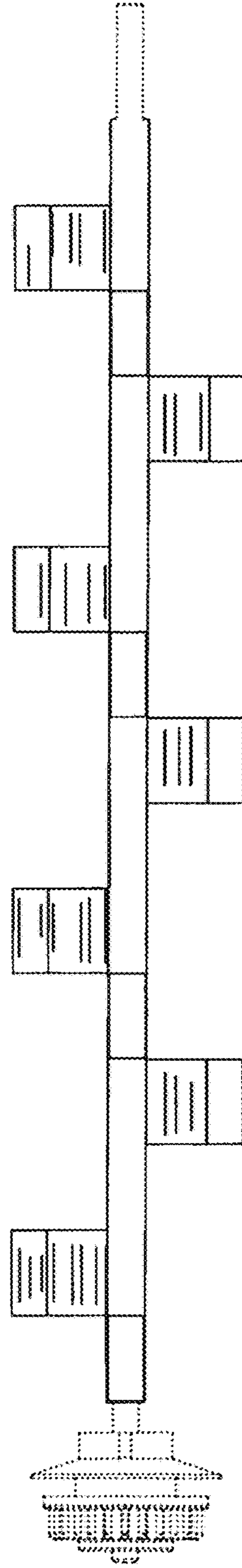


FIG. 3

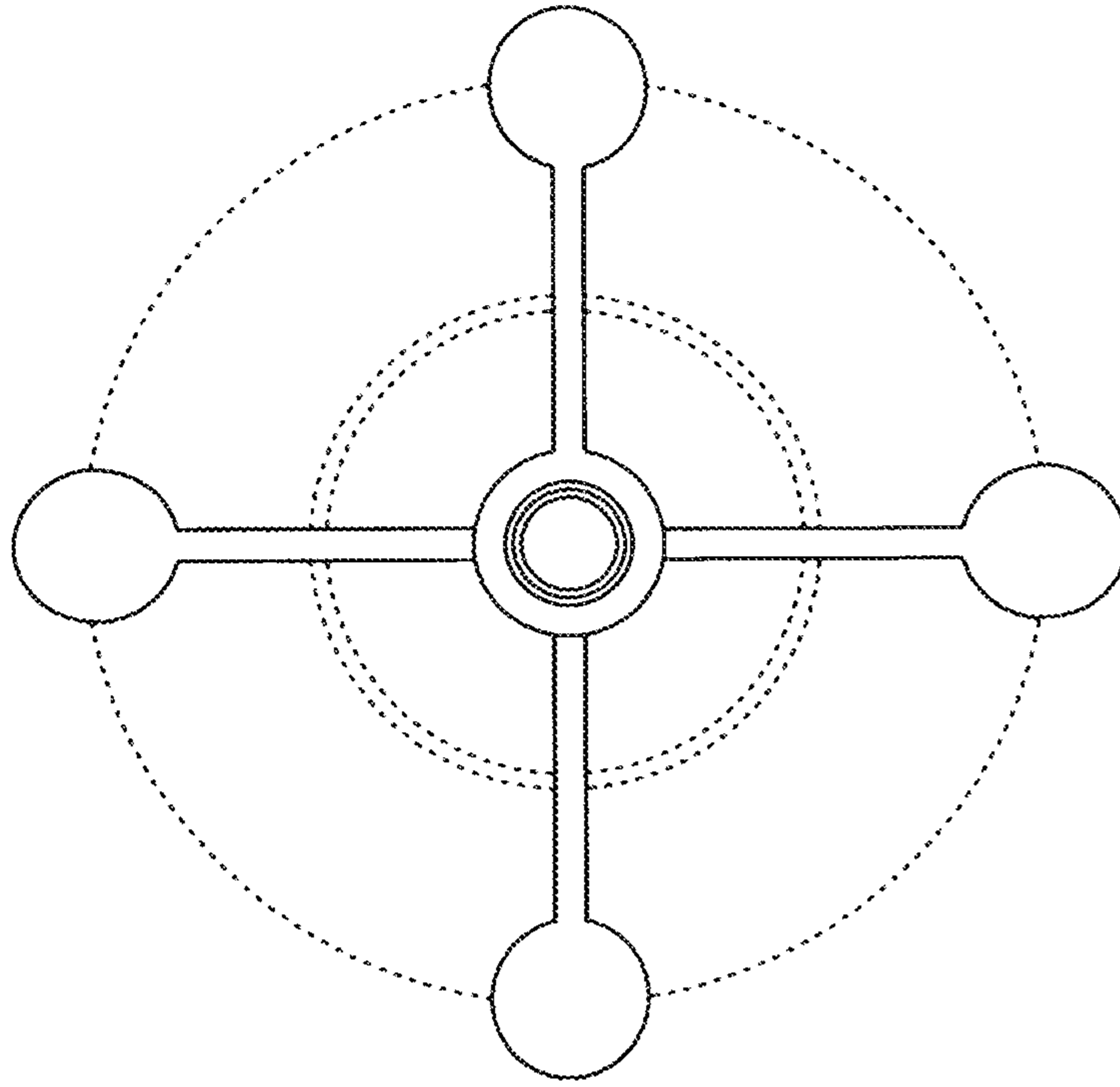


FIG. 5

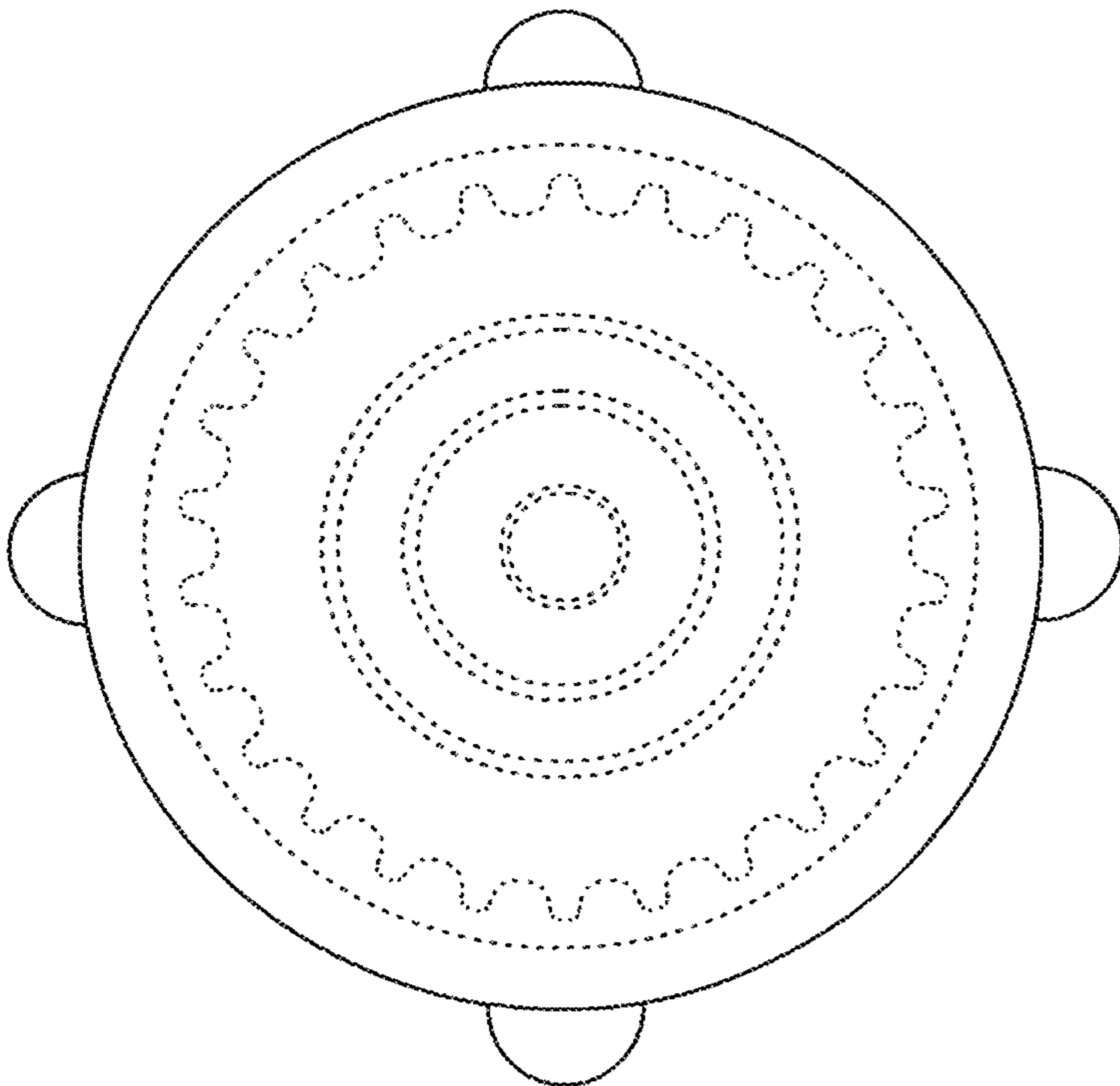


FIG. 4