



US00D923869S

(12) **United States Design Patent** (10) **Patent No.:** **US D923,869 S**
Goradesky (45) **Date of Patent:** **** Jun. 29, 2021**

(54) **LIGHTER CASE WITH INTEGRATED SMOKING DEVICE HOLDER**
(71) Applicant: **Harold Scot Goradesky**, Plantation, FL (US)
(72) Inventor: **Harold Scot Goradesky**, Plantation, FL (US)
(73) Assignee: **BUDDY BOX, LLC**, Weston, FL (US)
(**) Term: **15 Years**
(21) Appl. No.: **29/728,725**
(22) Filed: **Mar. 20, 2020**
(51) **LOC (13) Cl.** **27-06**
(52) **U.S. Cl.** **D27/172**
USPC
(58) **Field of Classification Search**
USPC D27/139, 141-144, 161, 162, 163, 165, D27/167, 172, 182, 188, 192-194; D3/207, 208, 210, 211
CPC A24F 13/00; A24F 13/12; A24F 13/24; A24F 13/26; A24F 47/00; A44B 15/00
See application file for complete search history.

D617,942 S * 6/2010 LoRe D27/172
D618,392 S * 6/2010 LoRe D27/172
D636,119 S * 4/2011 Worlock D27/161
D663,892 S * 7/2012 Arcos Bellvehi D27/172
D738,569 S * 9/2015 Saide D27/165
D846,799 S * 4/2019 Moore D27/174
D867,514 S * 11/2019 Gilbarte D22/117
D908,281 S * 1/2021 Folkerts D27/162
2009/0145448 A1 * 6/2009 Worlock A24F 15/18
131/185

(56) **References Cited**
U.S. PATENT DOCUMENTS
D413,003 S * 8/1999 Mehdikhazaneh D27/161
D428,523 S * 7/2000 Chen D27/141
D448,887 S * 10/2001 Smith D27/157
D492,059 S * 6/2004 Fritz D27/142
D504,975 S * 5/2005 Xu D27/142
D528,245 S * 9/2006 Smith D27/142
D617,495 S * 6/2010 LoRe D27/172

OTHER PUBLICATIONS

EZ Pipe By: Dankstop found on line Nov. 11, 2017 <https://dankstop.com/products/ez-pipe-lighter-sleeve-and-pipe-combination?yoReviewsPage=2> (Feb. 5, 2021).*

* cited by examiner

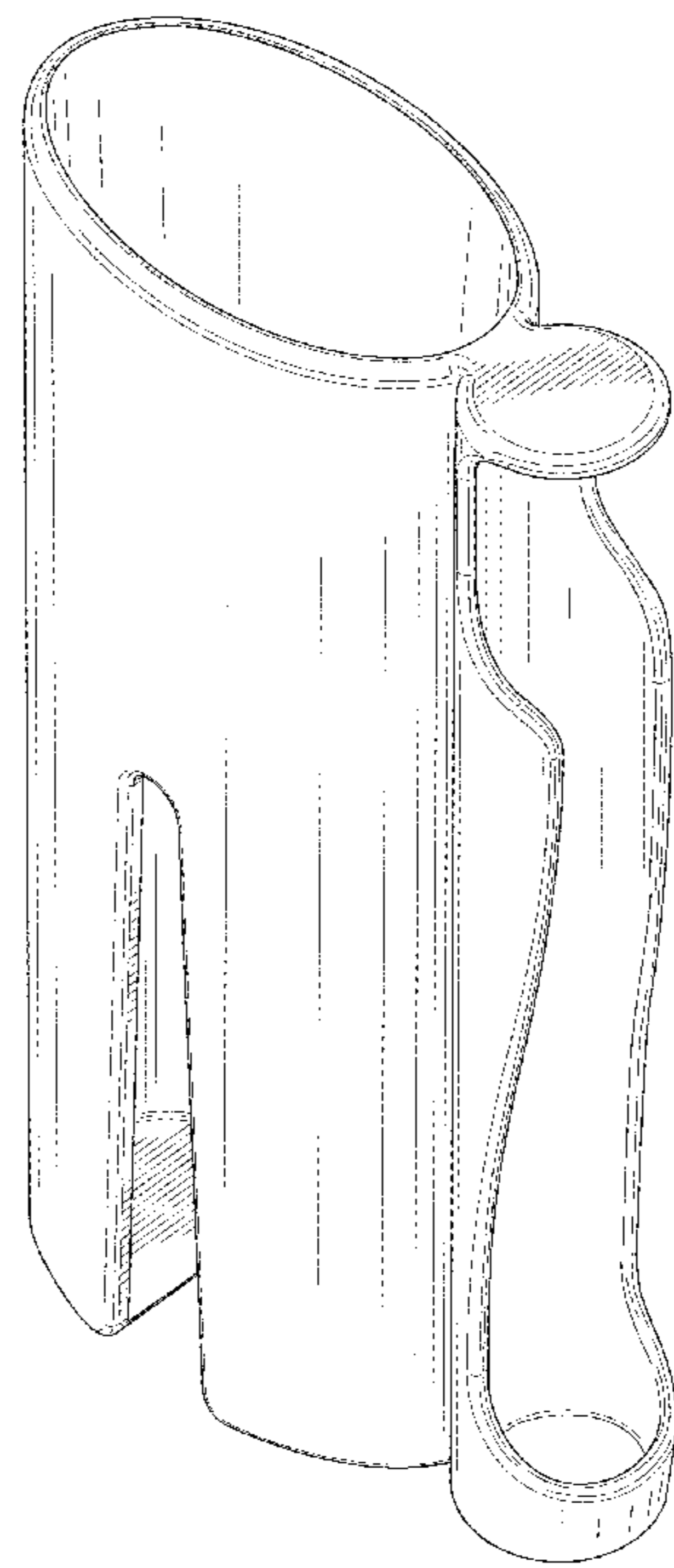
Primary Examiner — Marissa J Cash
Assistant Examiner — Rebecca Tsehaye
(74) *Attorney, Agent, or Firm* — Christopher & Weisberg, P.A.

(57) **CLAIM**
The ornamental design for a lighter case with integrated smoking device holder, as shown.

DESCRIPTION

FIG. 1 is front perspective view of lighter case with integrated smoking device holder;
FIG. 2 is a front view thereof;
FIG. 3 is a rear view thereof;
FIG. 4 is a right side view thereof;
FIG. 5 is a left side view thereof;
FIG. 6 is a top view thereof; and,
FIG. 7 is a bottom view thereof.

1 Claim, 5 Drawing Sheets



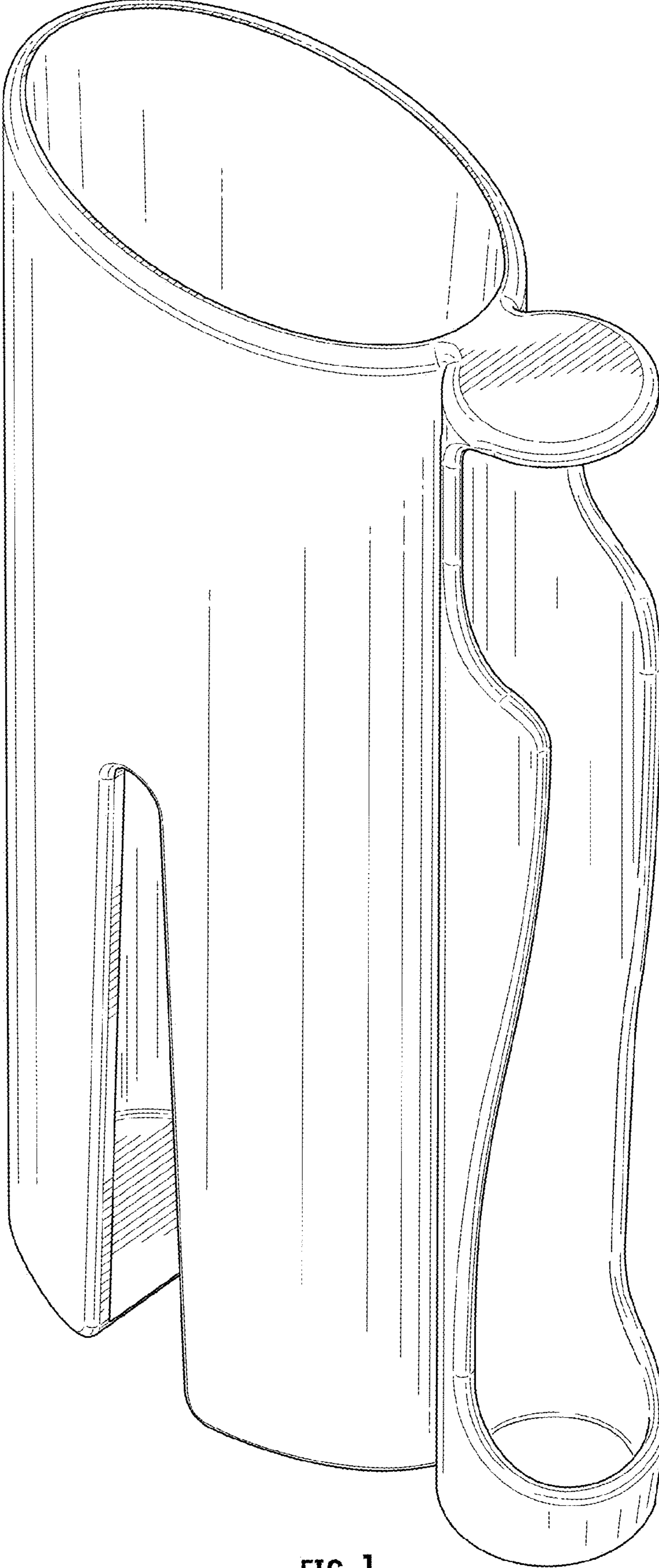


FIG. 1

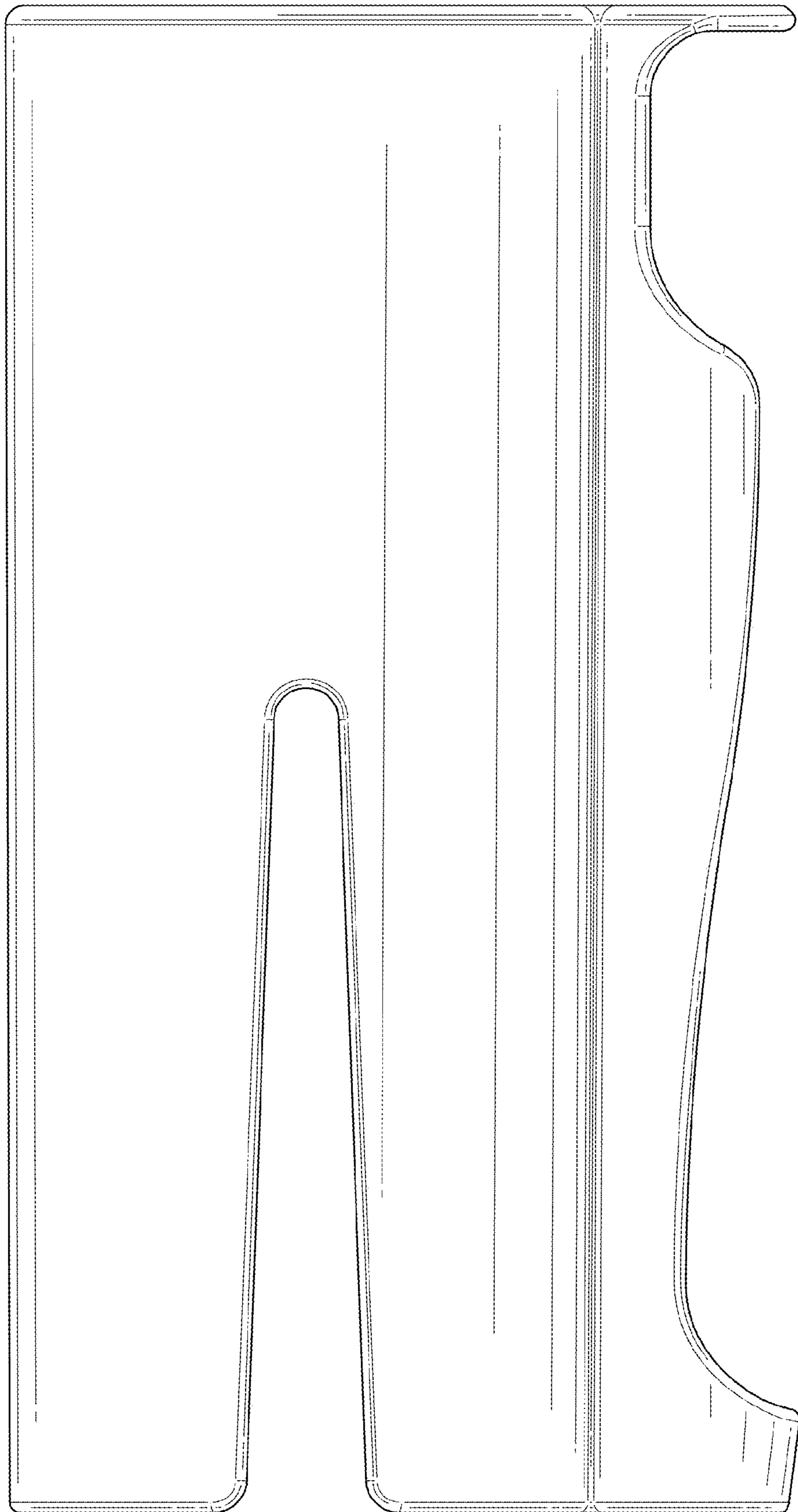


FIG. 2

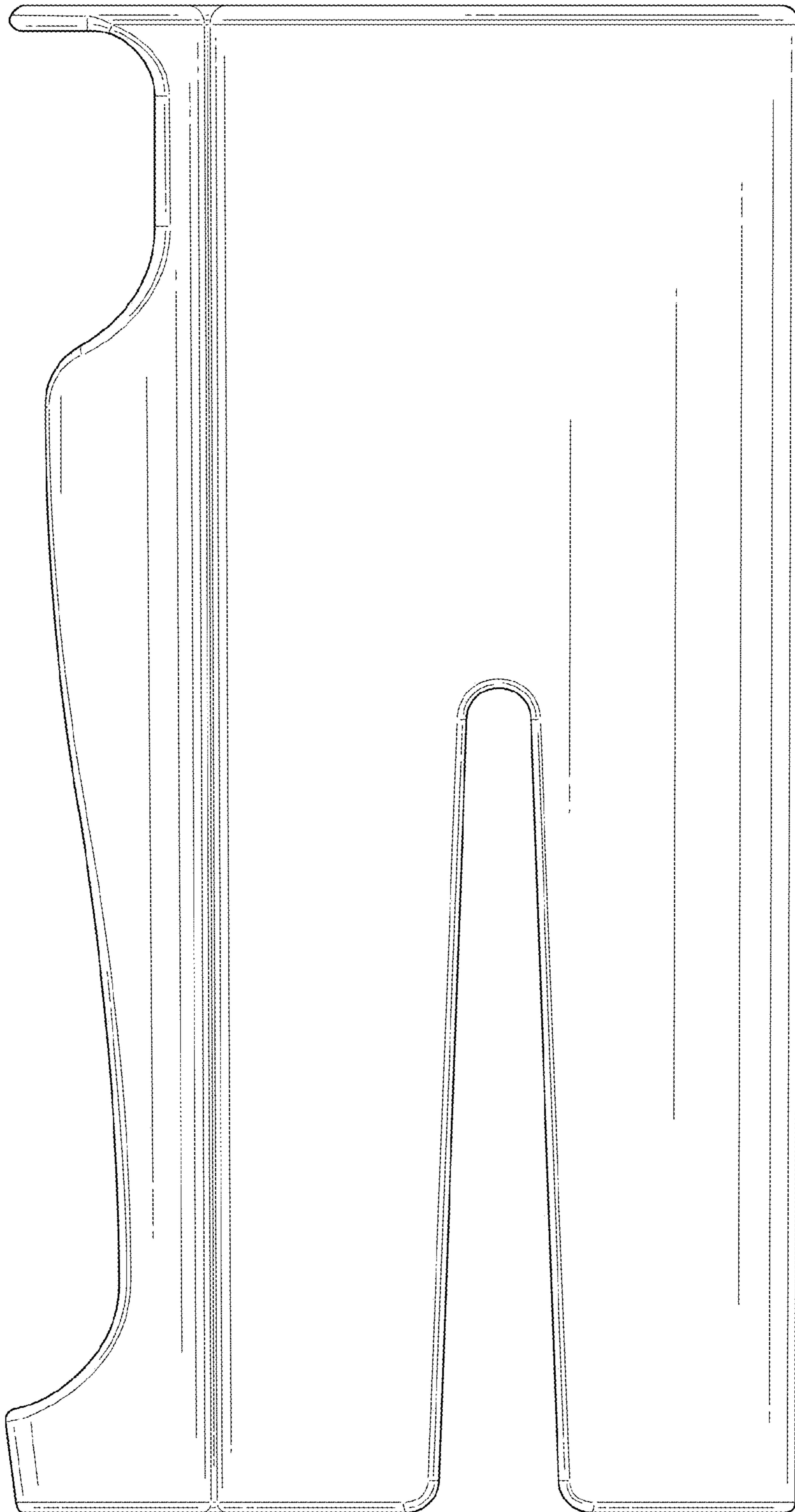


FIG. 3

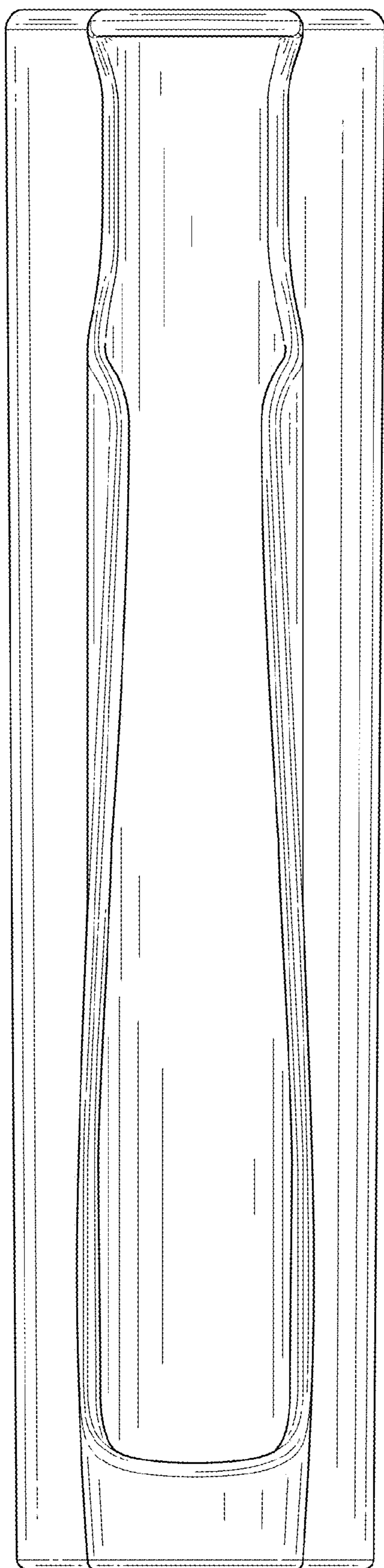


FIG. 4




FIG. 5

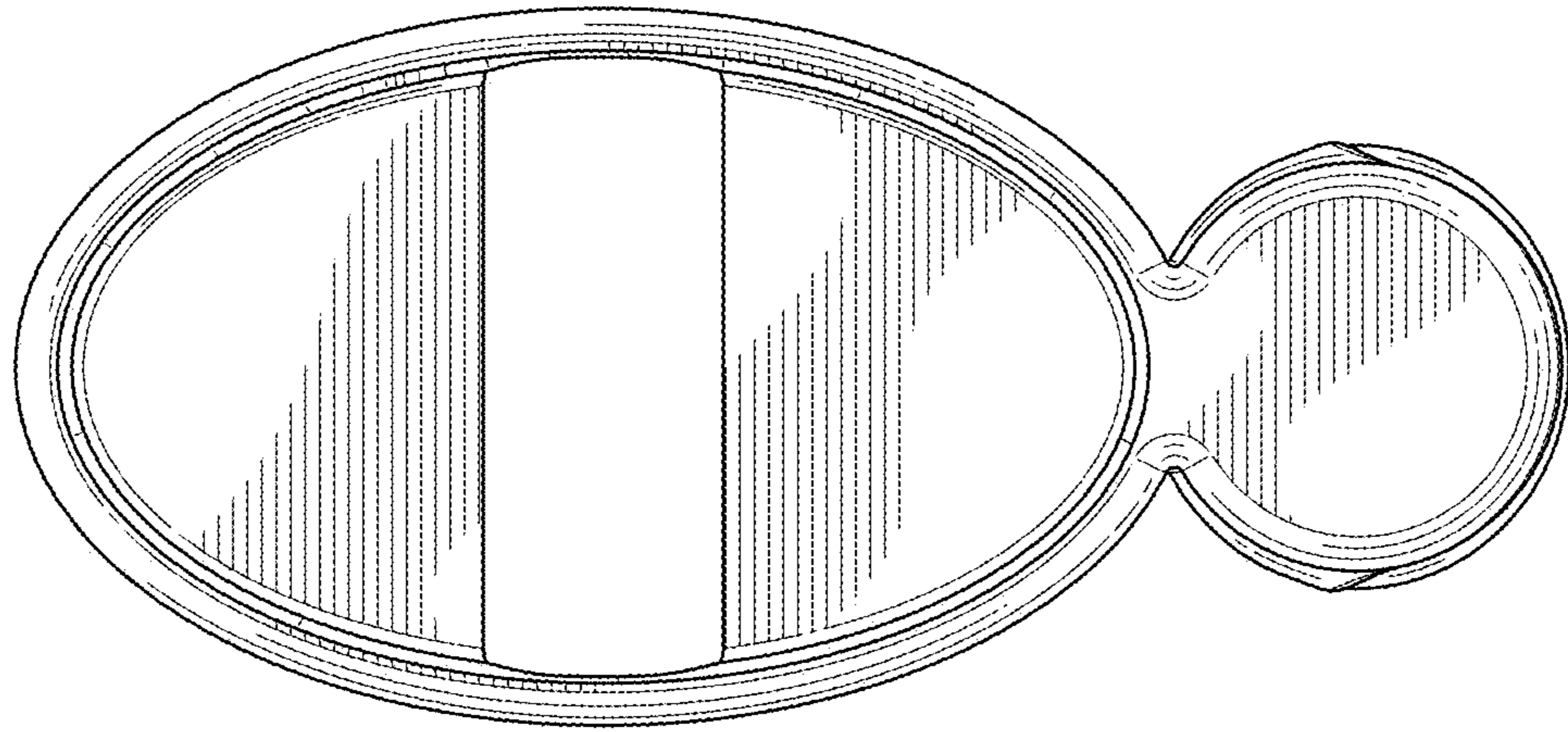


FIG. 6

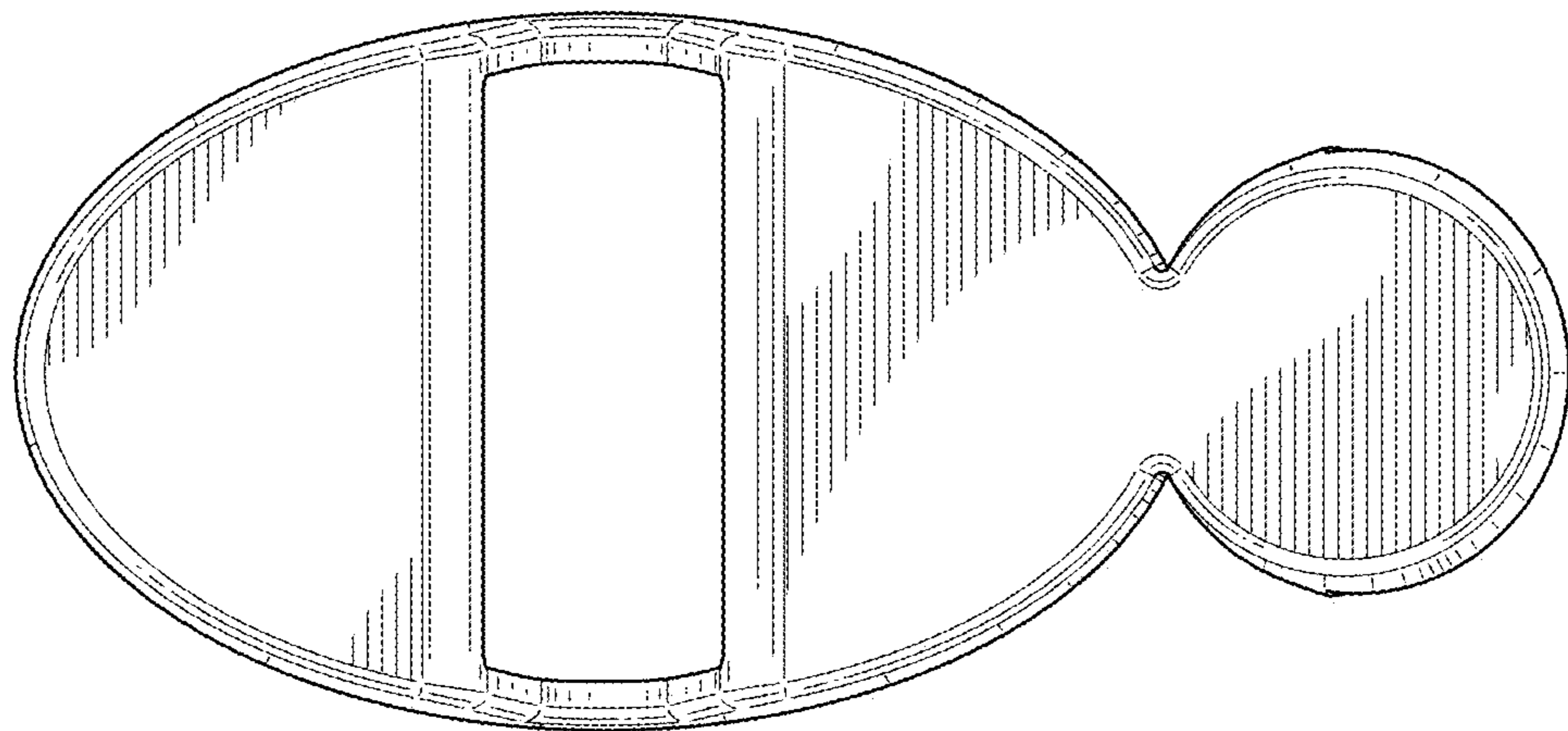


FIG. 7