



US00D923859S

(12) **United States Design Patent** (10) **Patent No.:** **US D923,859 S**
Li et al. (45) **Date of Patent:** **** *Jun. 29, 2021**

(54) **LIGHT FIXTURE**

(71) Applicant: **Hubbell Incorporated**, Shelton, CT (US)
(72) Inventors: **Qianshan Li**, Glendora, CA (US); **Michael Neuer**, Covina, CA (US); **Tomi Lin**, Irvine, CA (US); **Syed Raza**, Rancho Palos Verdes, CA (US); **Dean Dal Ponte**, Glendale, CA (US); **Prathika Appaiah**, Pasadena, CA (US); **Paul Lewis**, Greenville, SC (US); **Kevin Lu**, Fountain Valley, CA (US)

(73) Assignee: **Hubbell Incorporated**, Shelton, CT (US)

(*) Notice: This patent is subject to a terminal disclaimer.

(**) Term: **15 Years**

(21) Appl. No.: **29/669,359**

(22) Filed: **Nov. 7, 2018**

Related U.S. Application Data

(63) Continuation-in-part of application No. 29/646,740, filed on May 7, 2018, now Pat. No. Des. 884,255.

(51) **LOC (13) Cl.** **26-03**

(52) **U.S. Cl.**
USPC **D26/118**

(58) **Field of Classification Search**
USPC D26/72, 85, 88, 89, 138, 142, 149, 152
CPC F21S 2/00; F21S 4/00; F21S 4/008; F21S 6/00; F21S 8/00; F21S 8/024; F21S 8/026; F21S 8/031; F21S 8/033; F21S 8/035-037; F21S 8/04; F21S 8/043; F21S 8/063

See application file for complete search history.

(56) **References Cited**

U.S. PATENT DOCUMENTS

D166,316 S * 4/1952 Juergens D26/63
D391,661 S * 3/1998 Pan D26/86
D400,278 S * 10/1998 Binsukor D26/67
D405,206 S * 2/1999 Taylor D26/67

(Continued)

FOREIGN PATENT DOCUMENTS

EM 002702605-0001 5/2015
JP D1439284 4/2012
KR 300407103.0000 2/2006

OTHER PUBLICATIONS

Kenall Mfg. Co., TEKDEK TD17 Series Product Features and Specifications, copyright 2016 (4 pages).

(Continued)

Primary Examiner — Leanne Was-Englehart
(74) *Attorney, Agent, or Firm* — Michael Best & Friedrich, LLP

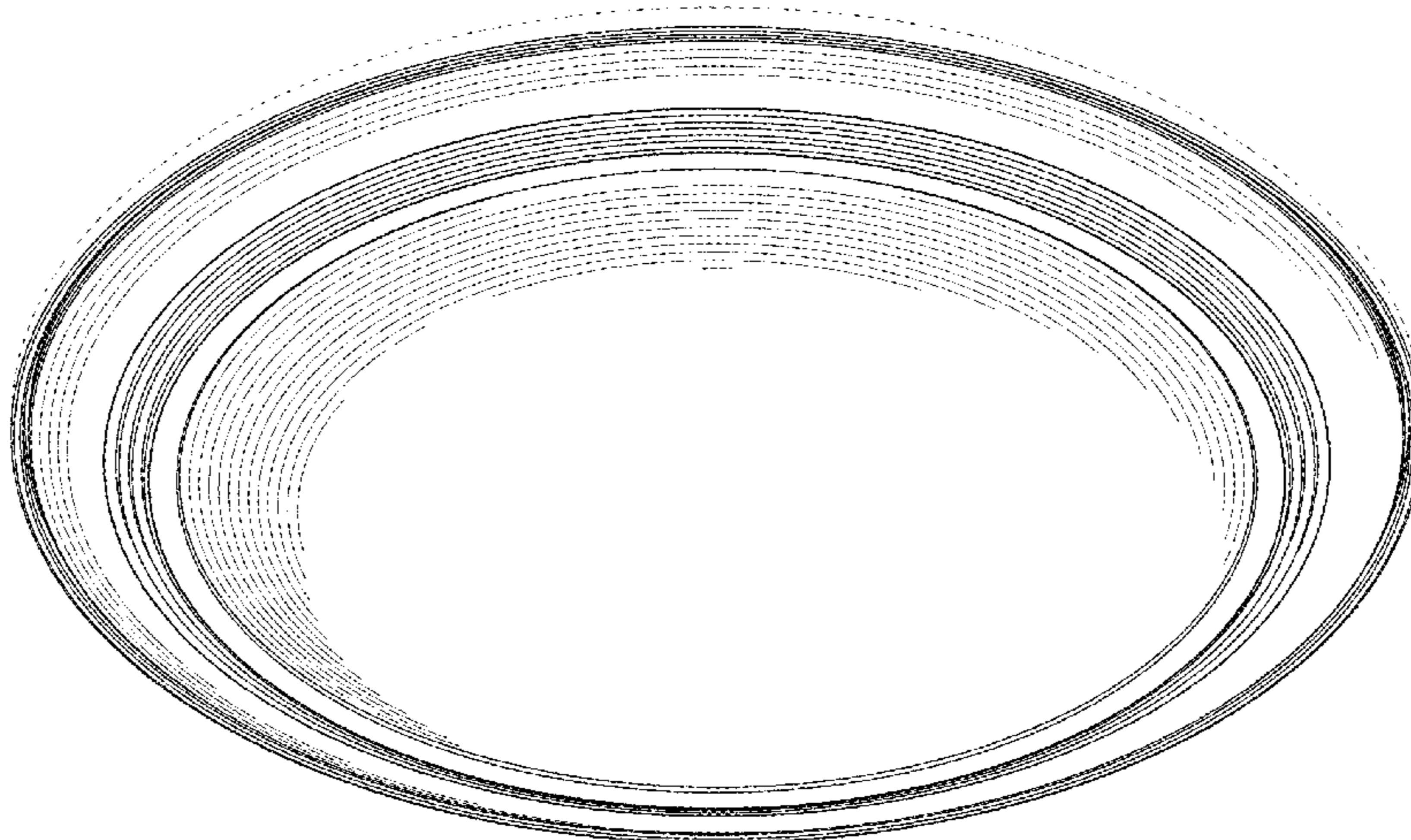
(57) **CLAIM**

We claim the ornamental design for a light fixture, as shown and described.

DESCRIPTION

FIG. 1 is a perspective view of a light fixture showing our new design.
FIG. 2 is another perspective view of the light fixture shown in FIG. 1.
FIG. 3 is a side view of the light fixture shown in FIG. 1.
FIG. 4 is a side view of the light fixture shown in FIG. 1, coupled to a support member according to one configuration; and,
FIG. 5 is a bottom plan view of the light fixture shown in FIG. 1.

(Continued)



The broken lines shown in the drawings illustrate portions that form no part of the claimed design. The support member, which is shown in broken lines in FIG. 4, forms no part of the claimed design.

1 Claim, 5 Drawing Sheets

D797,980 S *	9/2017	Maxik	D26/89
D830,611 S *	10/2018	Boissevain	D26/89
D837,432 S *	1/2019	Ahrari	D26/68
D837,443 S *	1/2019	Slaatto	26/118
D853,615 S *	7/2019	Ahrari	D26/67
D884,255 S *	5/2020	Neuer	D26/118
10,648,649 B2 *	5/2020	Harris	F21V 5/04

OTHER PUBLICATIONS

(56)

References Cited

U.S. PATENT DOCUMENTS

D428,180 S *	7/2000	Orellana	D26/67
D459,466 S *	6/2002	Hsieh	D23/411
D469,211 S *	1/2003	Homann	D26/118
D475,802 S *	6/2003	Homann	D26/118
D498,871 S *	11/2004	Benensohn	D26/89
D534,664 S *	1/2007	Geens	D26/128
D541,975 S *	5/2007	Isaacson	D26/128
D571,034 S *	6/2008	Goetz-Schaefer	D26/85
D581,089 S *	11/2008	St-Hilaire	D26/118
D584,850 S *	1/2009	Itiravivong	D26/128
D656,264 S *	3/2012	Janssen	D26/85
D662,648 S *	6/2012	Whiting	D26/36
D681,249 S *	4/2013	Tom	D23/411
D693,046 S *	11/2013	Hokazono	D26/89

Amerlux, LLC, Chaperone LED Garage Luminaire Features and Product Overview (2 pages).
 Acuity Brands Lighting, Inc. PGX LED Parking Garage Specifications, copyright 2012-2018 (3 pages).
 Philips, Garda Garage & Canopy SoftView Specifications, copyright 2018 (12 pages).
 Cree, IG Series LED Parking Structure Luminaire Specifications, copyright 2017 (8 pages).
 Eaton Cooper Lighting, TopTier LED Parking Garage and Canopy Luminaire Specification, copyright 2015 (12 pages).
 Kim Lighting, LED Parking Garage Luminaire Specifications, copyright 2017 (6 pages).
 Kim Lighting PGL8 Spec Sheet https://hubbellcdn.com/specsheet/kl_pgl8_spec.pdf Jul. 2, 2019 (Year: 2019).

* cited by examiner

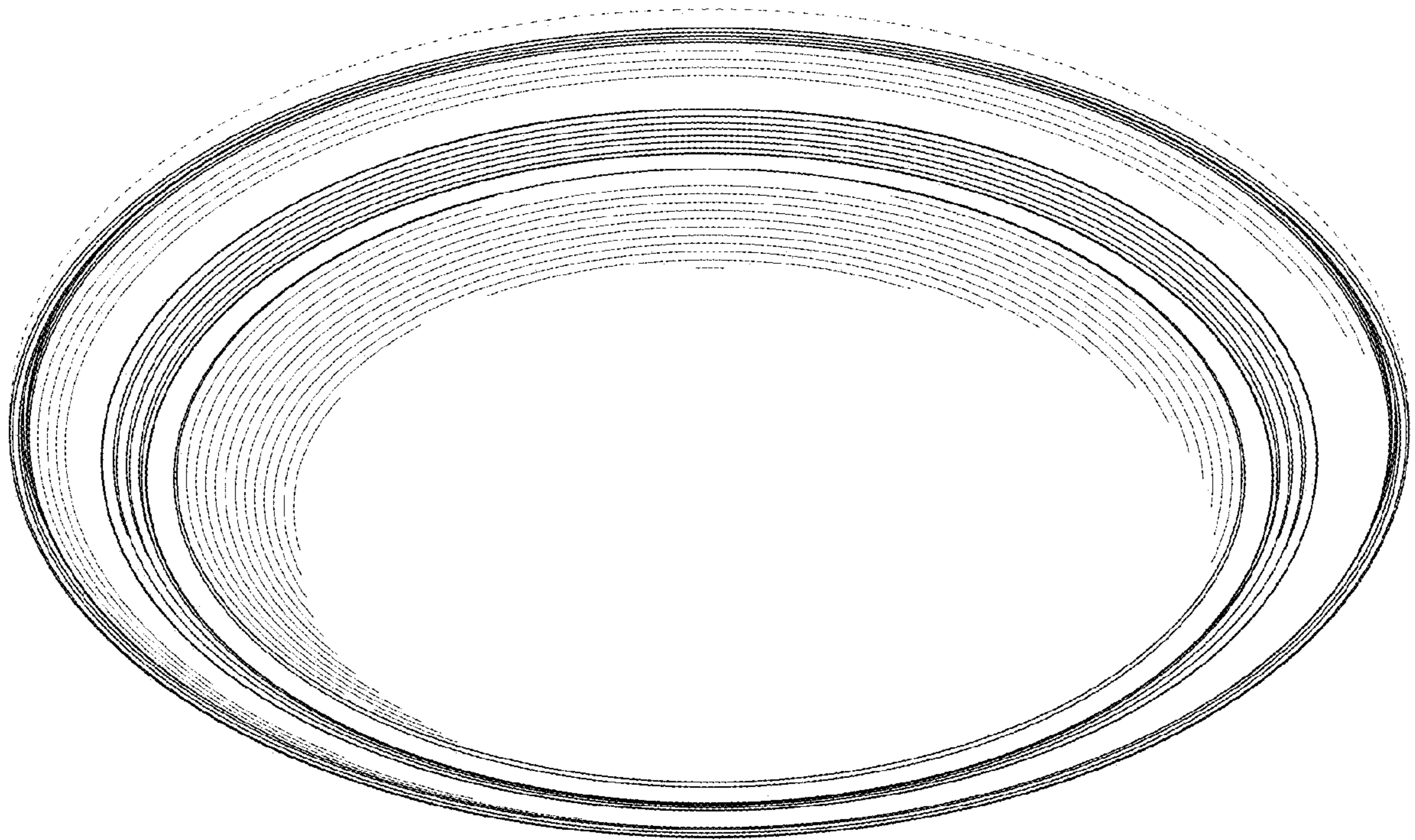


FIG. 1

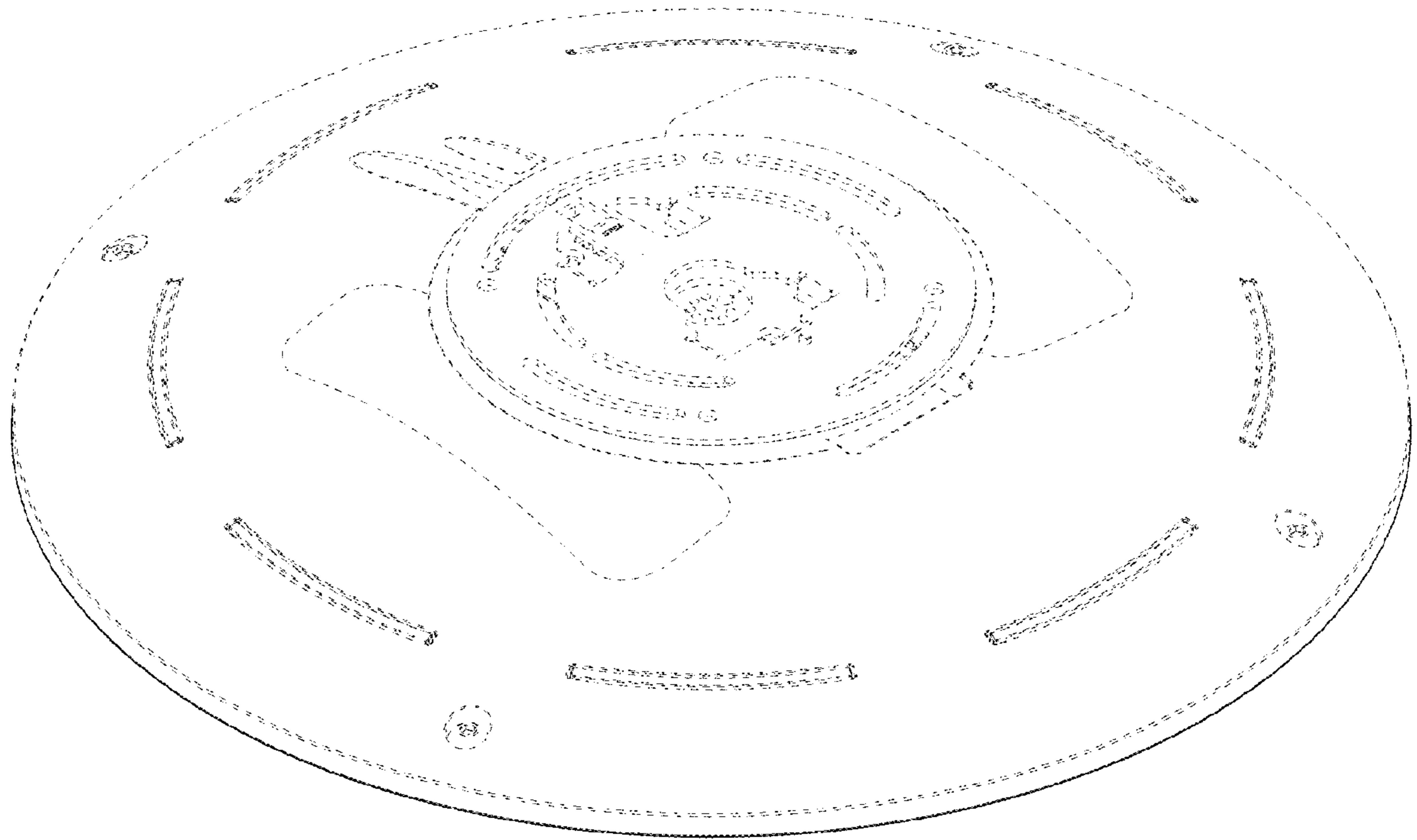


FIG. 2

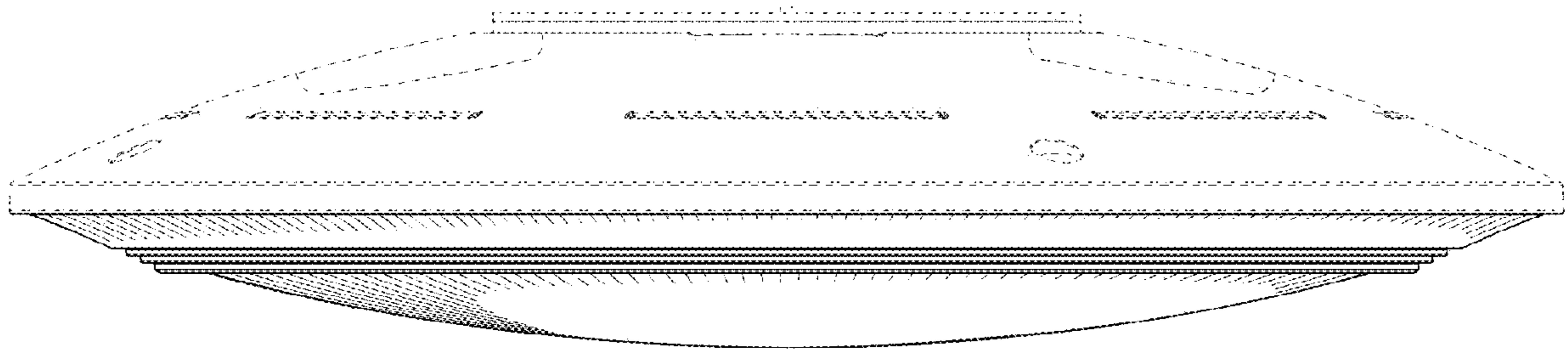


FIG. 3

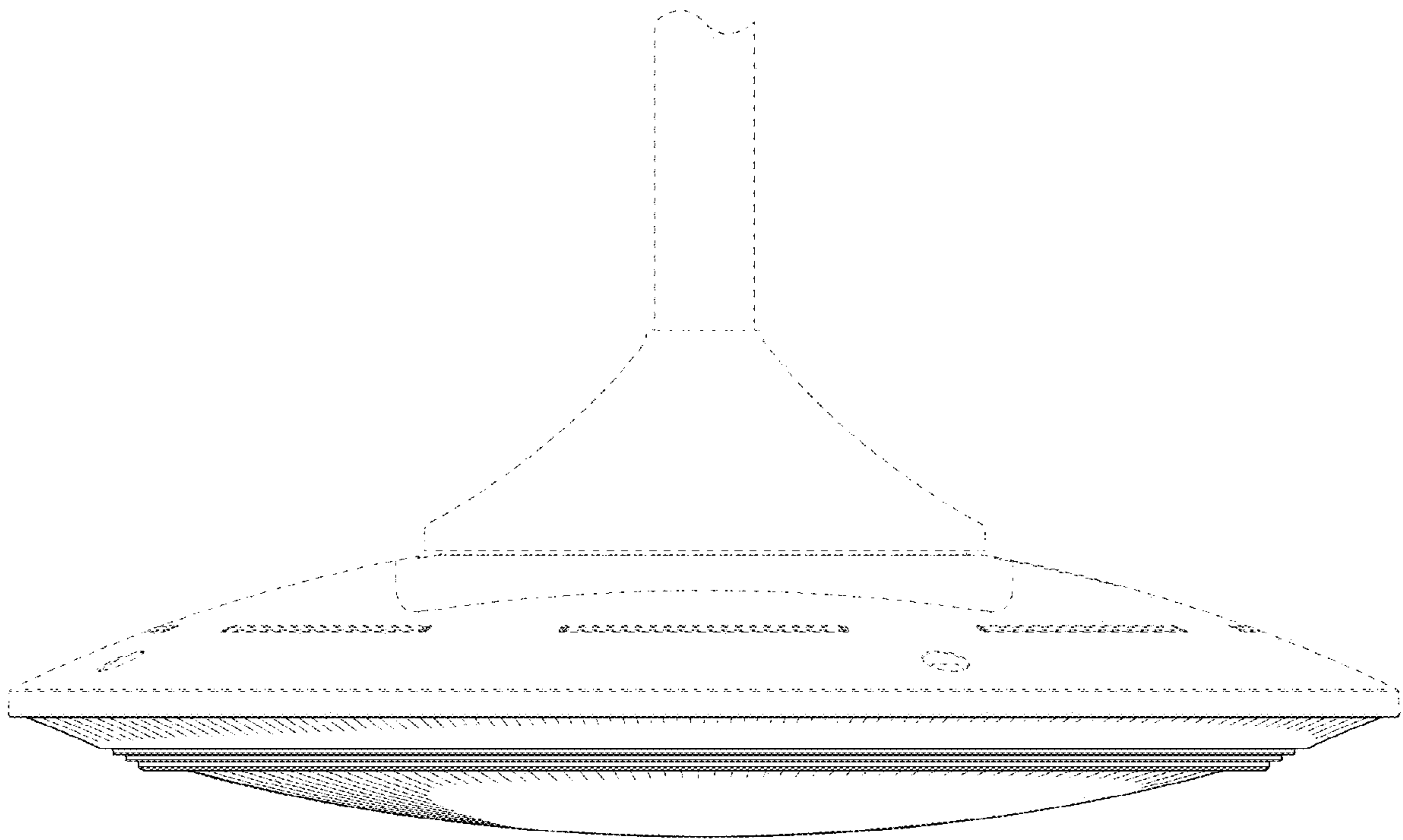


FIG. 4




FIG. 5