



US00D923820S

(12) **United States Design Patent**
Nogues

(10) **Patent No.:** **US D923,820 S**

(45) **Date of Patent:** **** Jun. 29, 2021**

(54) **LADDER**

(71) Applicants: **Stoked Adventure Outfitters,**
Squamish (CA); **Laurent Nogues,**
Squamish (CA)

(72) Inventor: **Laurent Nogues,** Squamish (CA)

(**) Term: **15 Years**

(21) Appl. No.: **29/736,600**

(22) Filed: **Jun. 1, 2020**

(51) **LOC (13) Cl.** **25-04**

(52) **U.S. Cl.**
USPC **D25/64**

(58) **Field of Classification Search**
USPC D25/64, 68; 182/127, 194, 93; D12/400
CPC E06C 5/02; E06C 5/24; E06C 1/125
See application file for complete search history.

(56) **References Cited**

U.S. PATENT DOCUMENTS

D512,783 S * 12/2005 Badillo D25/64
D759,840 S * 6/2016 Grovender D25/64

10,240,395 B1 * 3/2019 Fast E06C 7/46
D882,119 S * 4/2020 Badillo D25/64
D896,991 S * 9/2020 Clark, Jr. D25/64
D906,546 S * 12/2020 Badillo D25/64

* cited by examiner

Primary Examiner — Gino Colan

(57) **CLAIM**

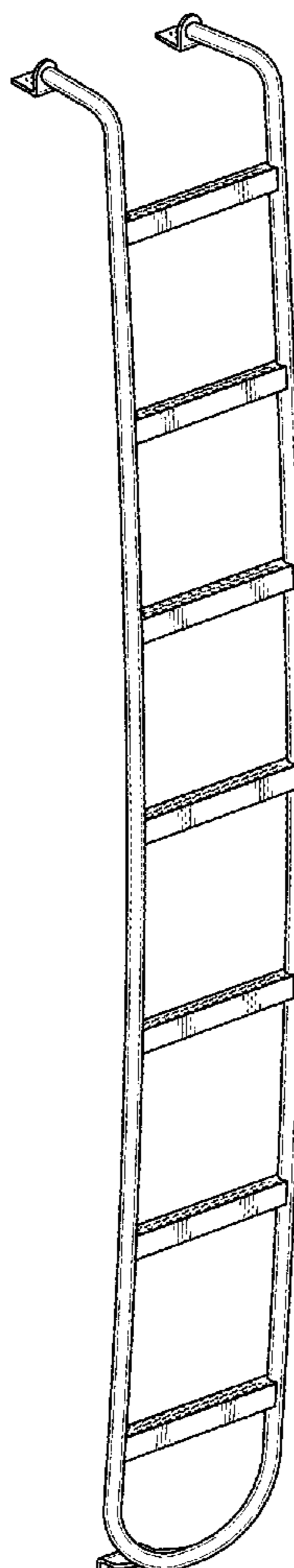
The ornamental design for a ladder, as shown and described.

DESCRIPTION

FIG. 1 is a perspective view from above, to the front and the right side of the new design for a ladder;
FIG. 2 is a front elevation view thereof;
FIG. 3 is a rear elevation view thereof;
FIG. 4 is a right side elevation view thereof;
FIG. 5 is a left side elevation view thereof.
FIG. 6 is a top plan view thereof; and,
FIG. 7 is a bottom plan view thereof.

In the drawings, the broken lines are for the purpose of illustrating portions of the article that form no part of the claimed design.

1 Claim, 3 Drawing Sheets



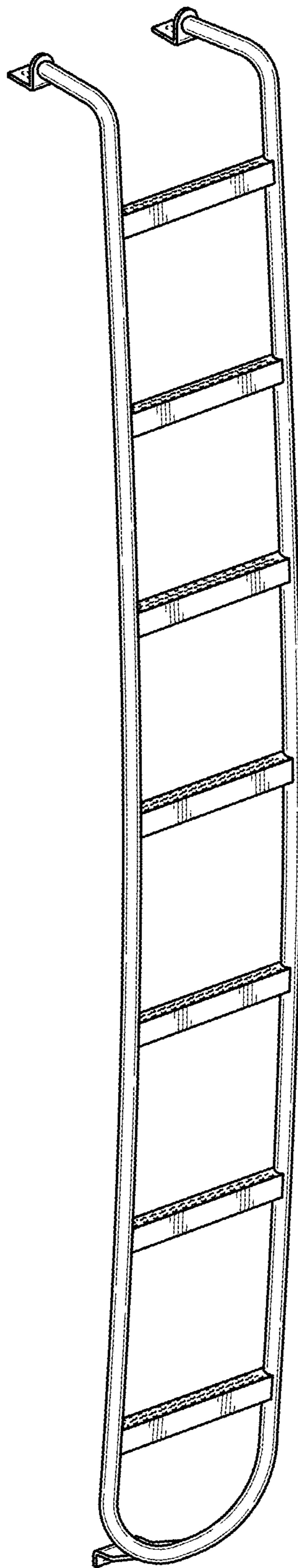


FIG. 1

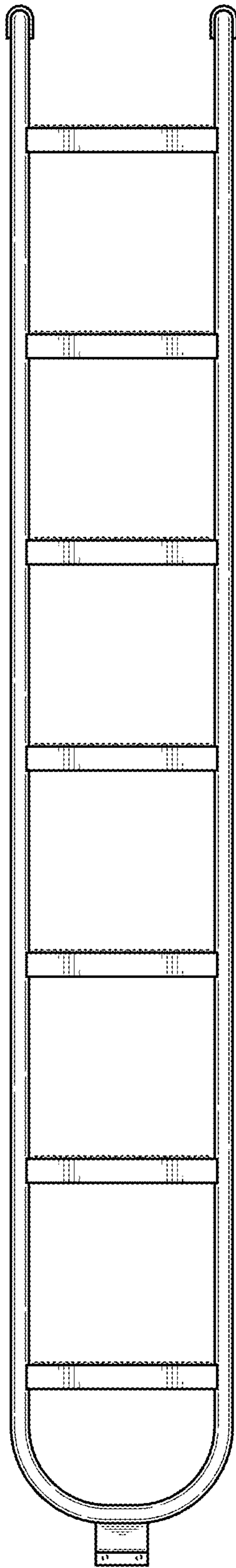


FIG. 2

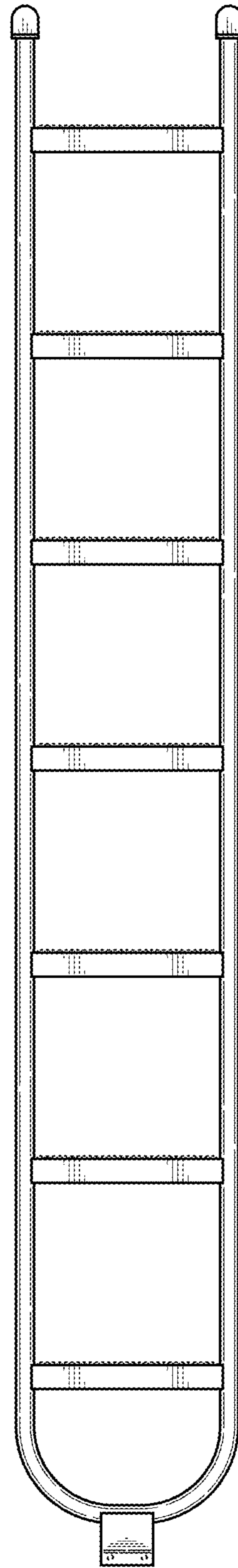


FIG. 3



FIG. 4




FIG. 5

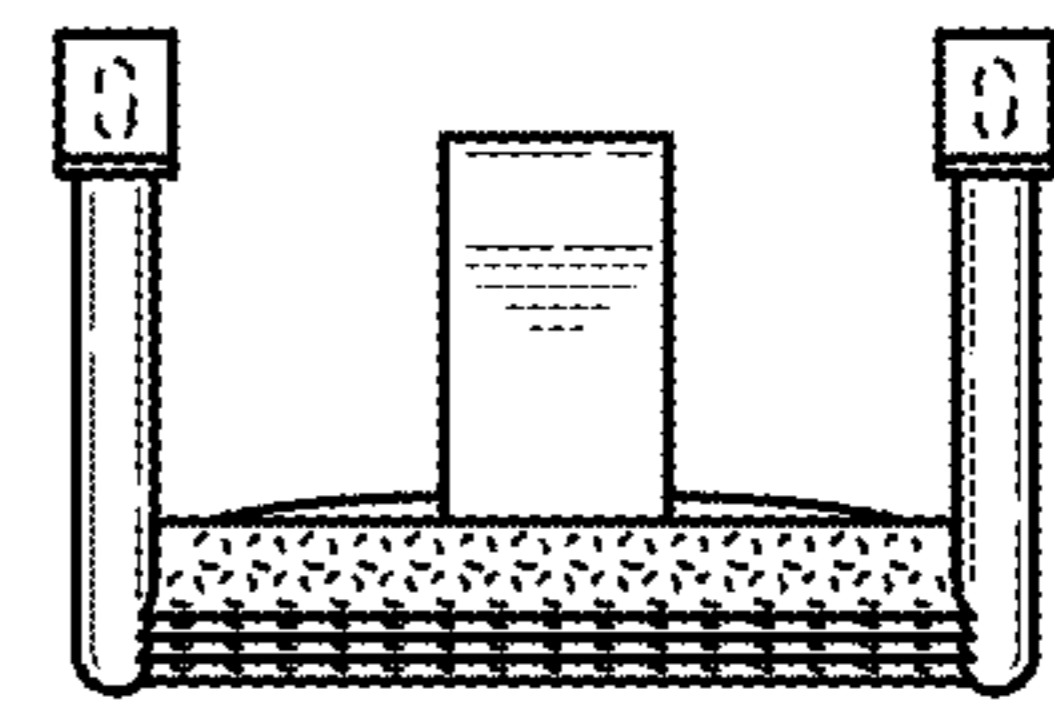


FIG. 6

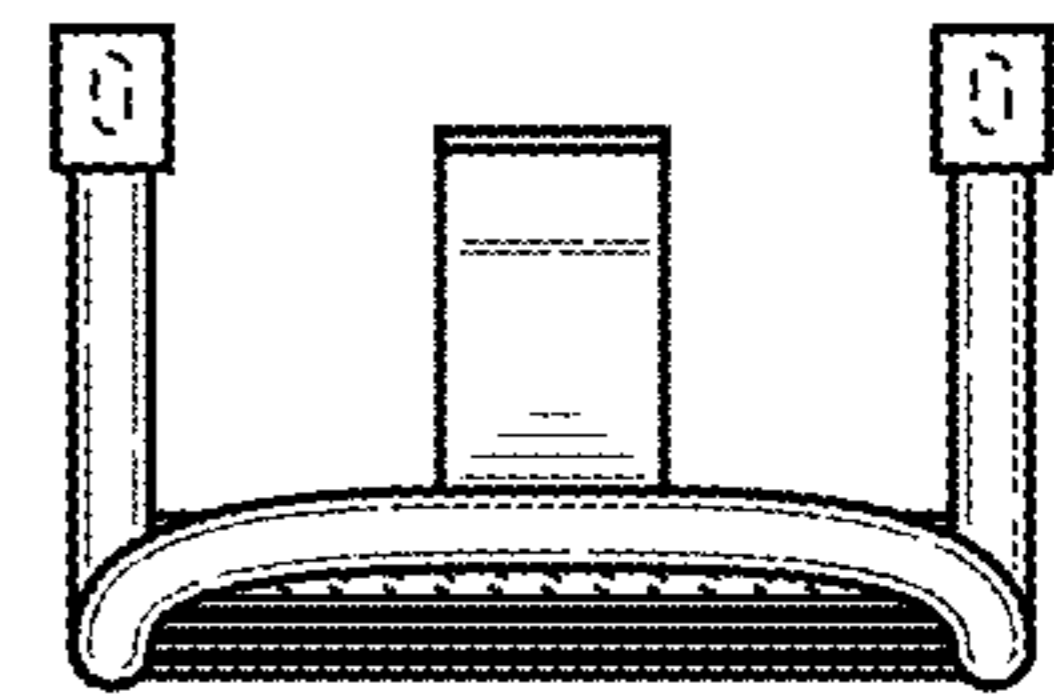


FIG. 7