



US00D923801S

(12) **United States Design Patent** (10) **Patent No.:** **US D923,801 S**  
**Lee** (45) **Date of Patent:** **\*\* Jun. 29, 2021**

(54) **BANDAGE**

(71) Applicant: **Welly Health PBC**, Minneapolis, MN (US)

(72) Inventor: **Stuart Harvey Lee**, Forest Hills, NY (US)

(73) Assignee: **Welly Health PBC**, Minneapolis, MN (US)

(\*\*) Term: **15 Years**

(21) Appl. No.: **29/684,663**

(22) Filed: **Mar. 22, 2019**

(51) **LOC (13) Cl.** ..... **24-04**

(52) **U.S. Cl.**  
USPC ..... **D24/189**

(58) **Field of Classification Search**  
USPC ..... D24/186, 187, 200, 188–190, 168  
CPC ..... A61F 13/085; A61F 13/00038; A61F 5/0104; A61F 5/0109; A61F 13/108; A61F 5/34; A61F 13/00; A61F 13/06; A61F 13/10; A61F 13/128; A61F 13/14; A61F 13/622; A61F 2005/0176; A61B 17/1325; A61B 17/1327; A61B 17/135; A61B 2017/00884; A61B 2017/00907; A61B 2017/00526; A61B 2017/00557; A61B 2017/00893; A61B 17/0057; A61B 17/132; A61B 17/1322; A61B 17/1355; A61B 2017/00544; A61B 2017/00659; A61B 2017/00676; A61B 2017/00876; A61B 2090/032; A61B 2090/0807; A61B 2017/12004; A61B 6/0421

See application file for complete search history.

(56) **References Cited**

**U.S. PATENT DOCUMENTS**

3,425,412 A \* 2/1969 Pope ..... A61F 13/0203  
602/59  
5,772,623 A \* 6/1998 Conte ..... A61F 13/0206  
602/57

(Continued)

*Primary Examiner* — Jennifer L Watkins

(74) *Attorney, Agent, or Firm* — Faegre Drinker Biddle & Reath LLP


(57) **CLAIM**

The ornamental design for a bandage, as shown and described.

**DESCRIPTION**

FIG. 1 is a top perspective view of a bandage illustrating a first embodiment of my new design;  
FIG. 2 is a top view of the embodiment of FIG. 1;  
FIG. 3 is a bottom view of the embodiment of FIG. 1;  
FIG. 4 is a left side view of the embodiment of FIG. 1;  
FIG. 5 is a right side view of the embodiment of FIG. 1;  
FIG. 6 is a front view of the embodiment of FIG. 1;  
FIG. 7 is a back view of the embodiment of FIG. 1;  
FIG. 8 is a top perspective view of a bandage illustrating a second embodiment of my new design;  
FIG. 9 is a top view of the embodiment of FIG. 8;  
FIG. 10 is a bottom view of the embodiment of FIG. 8;  
FIG. 11 is a left side view of the embodiment of FIG. 8;  
FIG. 12 is a right side view of the embodiment of FIG. 8;  
FIG. 13 is a front view of the embodiment of FIG. 8;  
FIG. 14 is a back view of the embodiment of FIG. 8;  
FIG. 15 is a top perspective view of a bandage illustrating a third embodiment of my new design;  
FIG. 16 is a top view of the embodiment of FIG. 15;  
FIG. 17 is a bottom view of the embodiment of FIG. 15;  
FIG. 18 is a left side view of the embodiment of FIG. 15;  
FIG. 19 is a right side view of the embodiment of FIG. 15;  
FIG. 20 is a front view of the embodiment of FIG. 15; and  
FIG. 21 is a back view of the embodiment of FIG. 15.  
The broken lines in the drawings depict portions of the bandage that form no part of the claimed design.

**1 Claim, 6 Drawing Sheets**



(56)

**References Cited**

U.S. PATENT DOCUMENTS

D463,564 S \* 9/2002 Siegwart ..... D24/189  
6,641,543 B1 \* 11/2003 Osgoodby ..... G01K 1/02  
374/E1.002  
6,897,348 B2 \* 5/2005 Malik ..... A61K 31/375  
424/447  
D619,795 S \* 7/2010 McBride ..... D2/961  
9,082,272 B2 \* 7/2015 Mohn ..... A61F 7/02  
D792,977 S \* 7/2017 Riesinger ..... D24/189  
D861,777 S \* 10/2019 Hunter ..... D17/13  
D866,770 S \* 11/2019 Hahn ..... D24/189  
D874,659 S \* 2/2020 Wetmore ..... D24/187  
D892,340 S \* 8/2020 Bishay ..... D24/187  
2003/0093024 A1 \* 5/2003 Falleiros ..... A61F 13/0203  
602/58  
2009/0062670 A1 \* 3/2009 Sterling ..... A61B 5/04085  
600/509

\* cited by examiner




FIG. 1

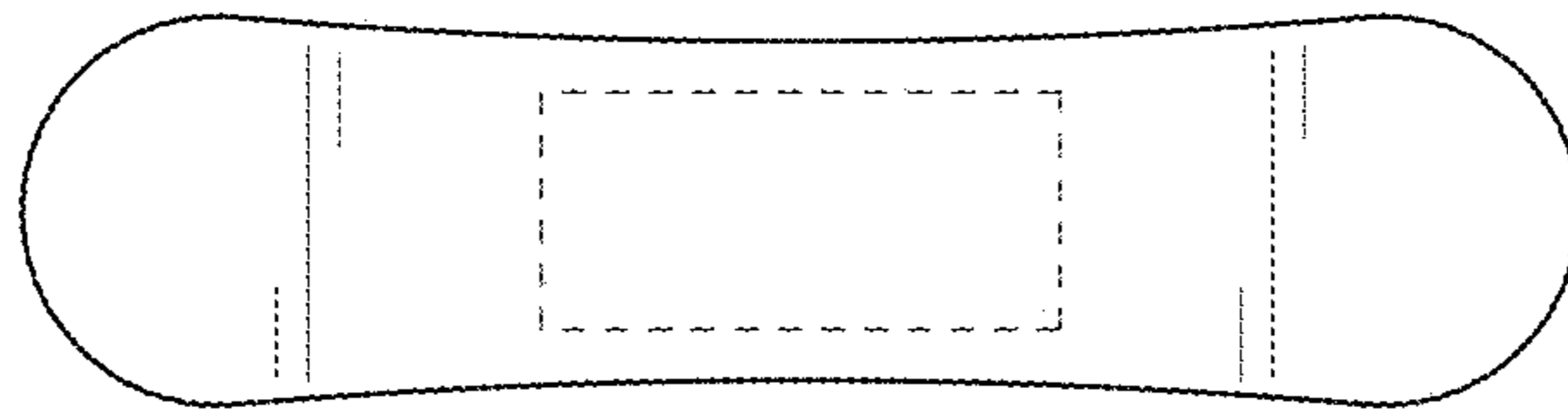


FIG. 2




FIG. 3

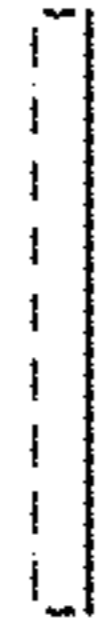


FIG. 4

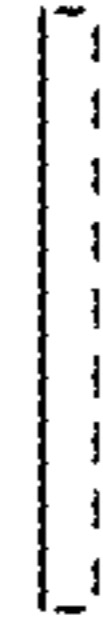


FIG. 5




FIG. 6




FIG. 7




FIG. 8

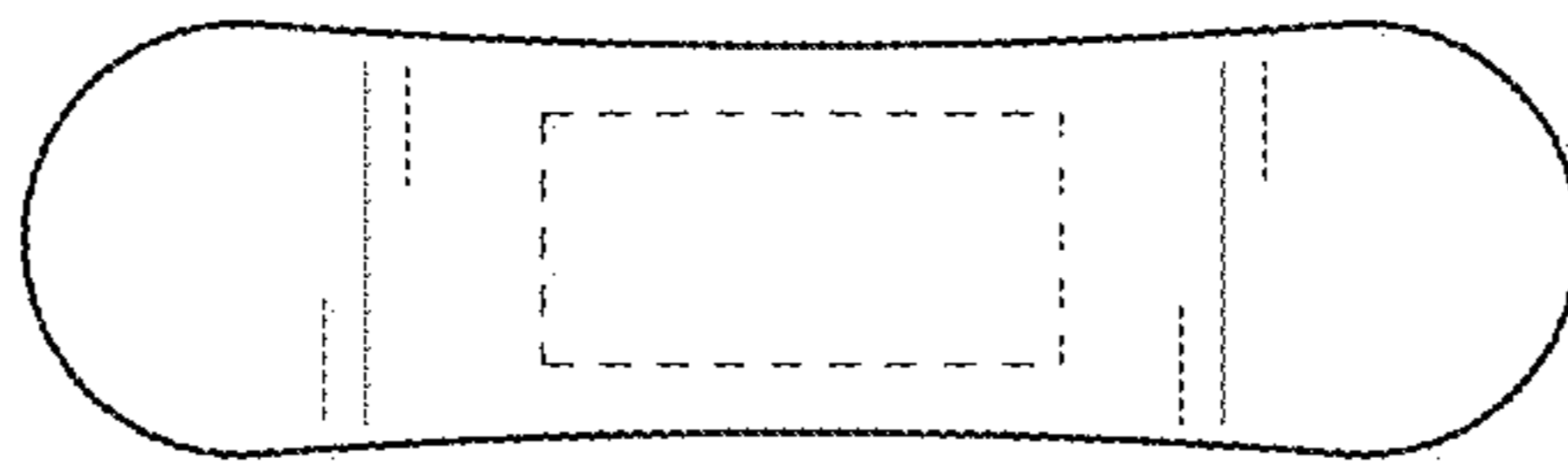


FIG. 9



FIG. 10

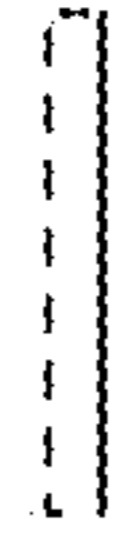


FIG. 11

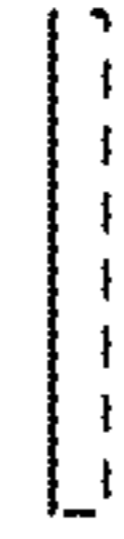


FIG. 12




FIG. 13

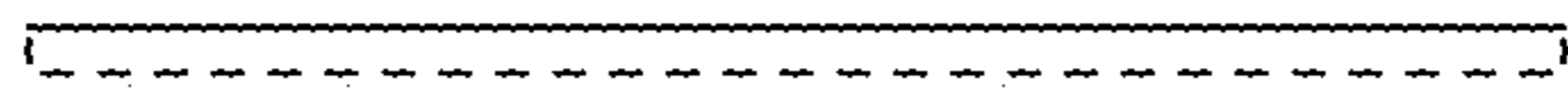


FIG. 14




FIG. 15

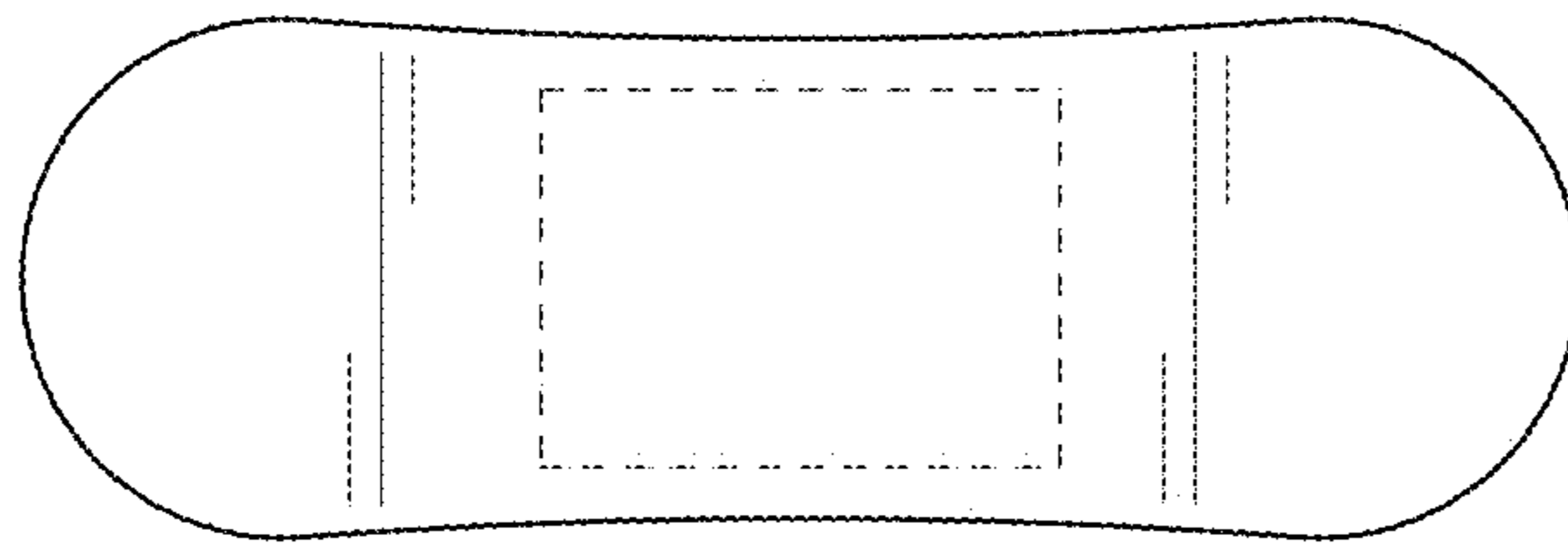


FIG. 16




FIG. 17

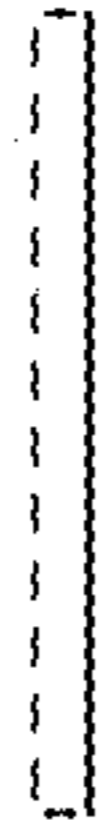


FIG. 18

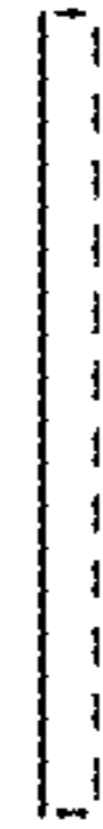


FIG. 19



FIG. 20




FIG. 21