



US00D923780S

(12) **United States Design Patent**
Kunick et al.

(10) **Patent No.:** **US D923,780 S**
(45) **Date of Patent:** **** Jun. 29, 2021**

(54) **SANITARY TOWEL**
(71) Applicant: **HYGIENE Oederan**
Produktionsgesellschaft mbH
Herstellung von Damen- und
Erwachsenenhygiene, Oederan (DE)
(72) Inventors: **Paul Kunick, Altmittweida (DE);**
Lothar Schmidt, Mayen (DE)

4,126,130 A * 11/1978 Cowden A61F 13/0203
602/22
4,900,320 A * 2/1990 McCoy A61F 13/476
604/387
5,562,651 A * 10/1996 Ahr A61F 13/476
604/387
5,591,146 A * 1/1997 Hasse A61F 13/8405
604/359

(Continued)

(**) Term: **15 Years**

OTHER PUBLICATIONS

(21) Appl. No.: **35/509,139**

ec21.com, Sanitary Pad Anion Panty Liner, undated online product page, retrieved Apr. 6, 2021 from <URL:https://www.ec21.com/product-details/Sanitary-Pad-Anion-Panty-Liner--10493290.html> (Year: 2021).*

(22) Filed: **Nov. 19, 2019**

(80) **Hague Agreement Data**

Primary Examiner — George D. Kirschbaum
Assistant Examiner — Calvin E Vansant

Int. Filing Date: **Nov. 19, 2019**
Int. Reg. No.: **DM/207127**
Int. Reg. Date: **Nov. 19, 2019**
Int. Reg. Pub. Date: **Apr. 17, 2020**

(57) **CLAIM**

The ornamental design for a sanitary towel, as shown and described.

(30) **Foreign Application Priority Data**

DESCRIPTION

May 20, 2019 (EM) 006489639

(51) **LOC (13) Cl.** **24-01**

(52) **U.S. Cl.**
USPC **D24/125**

(58) **Field of Classification Search**
USPC D24/124, 125, 189
CPC A61F 13/15; A61F 13/64; A61F 13/476;
A61F 13/5611; A61F 13/4704; A61F
13/535; A61F 13/539; A61F 13/47; A61F
13/531

1.-2. Sanitary towel
1.1 : Top
1.2 : Bottom
2.1 : Top
2.2 : Bottom

Reproduction 1.1 shows the design with a rectangular base body with an hourglass-shaped absorbent pad and a transverse stripe being attached transversely at the base body and laterally overlapping said base body by forming rectangular side wings from a top view; reproduction 1.2 shows the design with a rectangular base body with an hourglass-shaped absorbent pad and a transverse stripe being attached transversely at the base body and laterally overlapping said base body by forming rectangular side wings from a bottom view; reproduction 2.1 shows the design with a rectangular base body with an hourglass-shaped absorbent pad and rectangular side wings being attached at the long sides of said base body from a top view; reproduction 2.2 shows the design with a rectangular base body with an hourglass-shaped absorbent pad and rectangular side wings being attached at the long sides of said base body from a bottom view.


See application file for complete search history.

(56) **References Cited**

U.S. PATENT DOCUMENTS

D247,064 S * 1/1978 Spiegelberg 206/441

1 Claim, 4 Drawing Sheets



(56)

References Cited

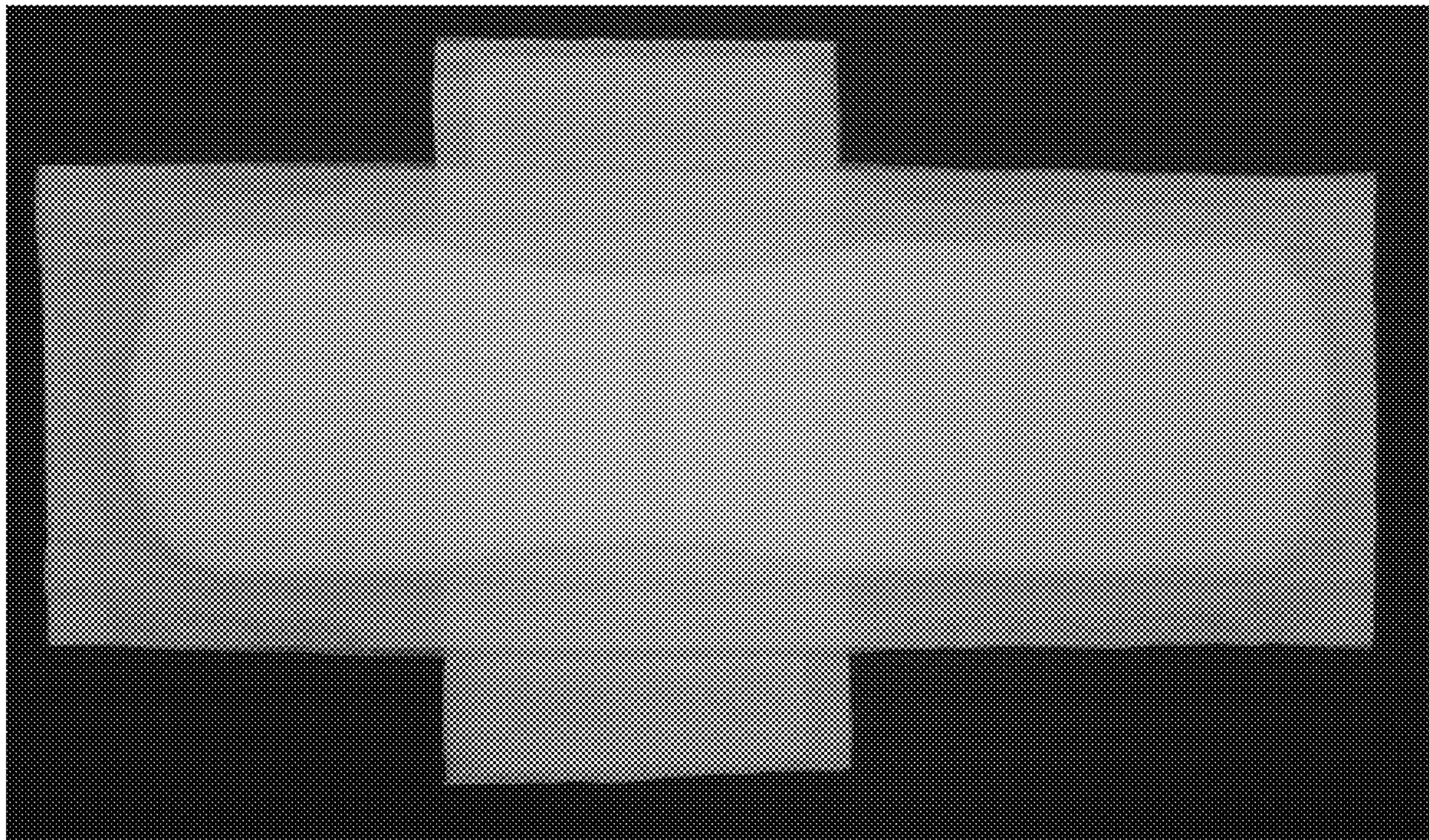
U.S. PATENT DOCUMENTS

6,004,308 A * 12/1999 Haddock A61L 15/50
604/390
7,163,529 B2 * 1/2007 Mocadlo A61F 13/4755
604/359
D574,962 S * 8/2008 Atkins A61F 13/55135
D24/189
D601,245 S * 9/2009 Cauwood A61F 13/4755
D24/124
D635,251 S * 3/2011 Rubio A61F 13/5616
D24/125
D770,040 S * 10/2016 Rubio A61F 13/476
D24/125
D770,041 S * 10/2016 Rubio A61L 15/50
D24/125


2002/0068917 A1* 6/2002 VanGompel A61F 13/5616
604/385.04
2003/0163109 A1* 8/2003 Ohba A61F 13/5514
604/385.03
2004/0106910 A1* 6/2004 Vercauteren A61F 13/15699
604/378
2007/0179467 A1* 8/2007 Shimizu A61F 13/5611
604/385.02
2009/0043273 A1* 2/2009 Carlucci A61F 13/534
604/370
2011/0162989 A1* 7/2011 Ducker A61F 13/15658
206/389
2015/0351978 A1* 12/2015 Langdon A61F 13/55135
604/385.04
2018/0049929 A1* 2/2018 Konawa A61F 13/51104
2021/0000661 A1* 1/2021 Guidotti A61F 13/49007

* cited by examiner


1.1



1.2



2.1



2.2

