



US00D923768S

(12) **United States Design Patent** (10) **Patent No.:** **US D923,768 S**
Maeckelberghe et al. (45) **Date of Patent:** **** Jun. 29, 2021**

(54) **CIRCUIT KIT FOR A HUMIDIFIER**

(71) Applicant: **Fisher & Paykel Healthcare Limited,**
Auckland (NZ)

(72) Inventors: **Thomas Jacques Fernand**
Maeckelberghe, Auckland (NZ);
Gareth James Hobbs, Auckland (NZ);
Matthew Liam Buswell, Auckland
(NZ); **Jason Allan Klenner,** Auckland
(NZ); **David Leon McCauley,**
Auckland (NZ); **Elmo Benson Stoks,**
Auckland (NZ); **Samuel Graham**
Boggs, Auckland (NZ); **Jonathan**
Andrew George Lambert, Auckland
(NZ); **James William Stanton,**
Auckland (NZ)

(73) Assignee: **Fisher & Paykel Healthcare Limited,**
Auckland (NZ)

(**) Term: **15 Years**

(21) Appl. No.: **29/650,779**

(22) Filed: **Jun. 8, 2018**

Related U.S. Application Data

(62) Division of application No. 29/626,135, filed on Nov.
15, 2017, now Pat. No. Des. 822,818, which is a
(Continued)

(51) **LOC (13) Cl.** **23-04**

(52) **U.S. Cl.**
USPC **D23/358; D24/110**

(58) **Field of Classification Search**
USPC D23/358; D24/129, 164, 110
(Continued)

(56) **References Cited**

U.S. PATENT DOCUMENTS

2,516,864 A 8/1950 Gilmore et al.
4,188,081 A * 2/1980 Holden A47L 9/246
439/192

(Continued)

FOREIGN PATENT DOCUMENTS

CN 102762247 * 8/2015
WO WO 2012/164407 A1 12/2012

(Continued)

OTHER PUBLICATIONS

Climate Line Air Heated Tube for Resmed Airsense by ResMed,
posted to amazon.com. Available date: Sep. 11, 2014 [site visited
Feb. 22, 2021] Available: <https://www.amazon.com/ResMed-Climate-AirSense-10-AirCurve/dp/BOONN7KMG4/ref=sr_1_6?dchild=1&keywords=CPAP+tube&qid=1614028657&s=hpc&sr=1-6> (Year: 2014).*

(Continued)

Primary Examiner — Kevin K Rudzinski

(74) *Attorney, Agent, or Firm* — Knobbe, Martens, Olson
& Bear, LLP

(57) **CLAIM**

The ornamental design for a circuit kit for a humidifier, as
shown and described.

DESCRIPTION

FIG. 1 is a top, rear and side perspective view of a circuit kit
for a humidifier showing a tubing assembly embodying our
new design;
FIG. 2 is a rear view thereof;
FIG. 3 is a front view thereof;

(Continued)

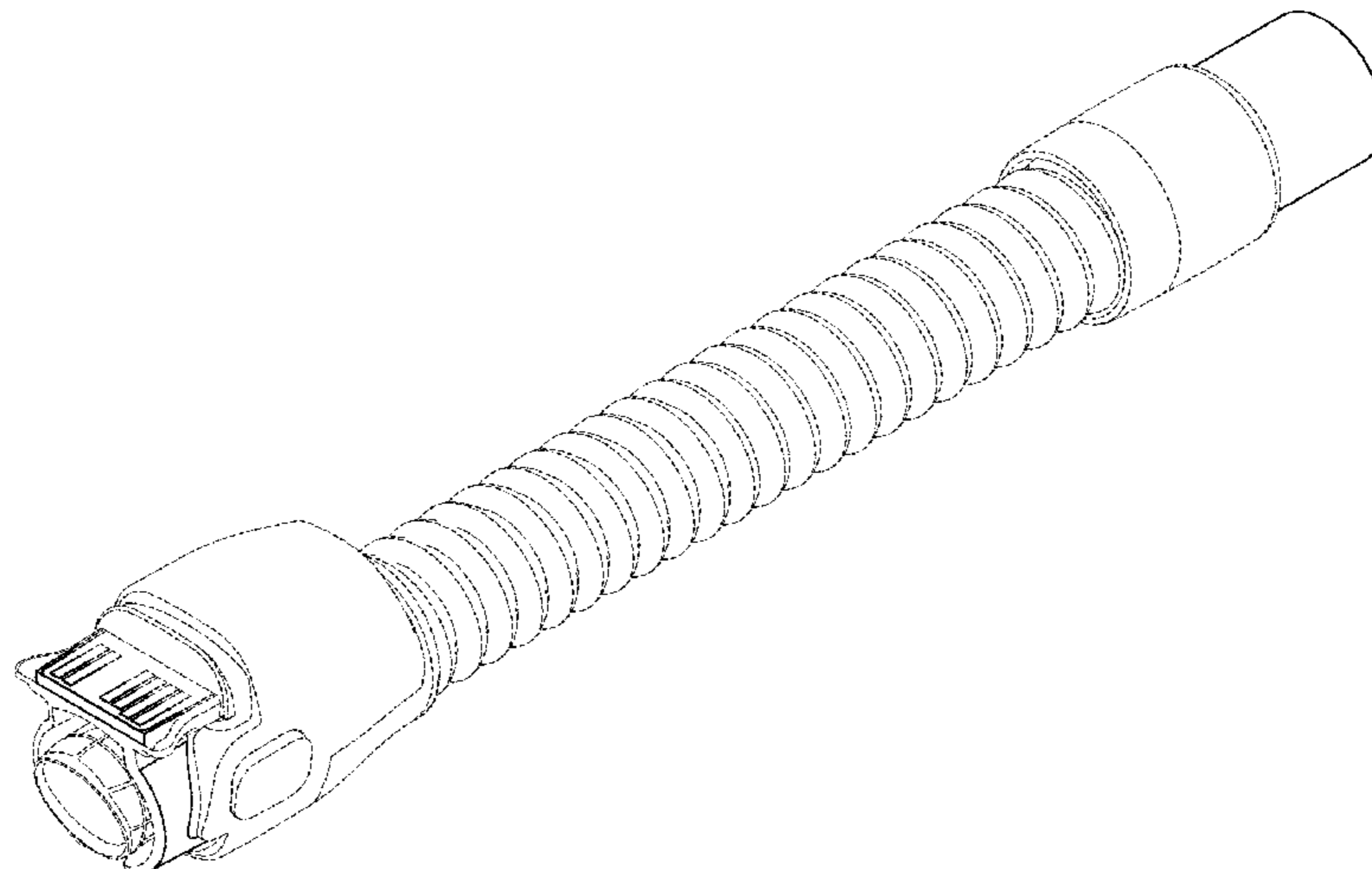


FIG. 4 is a first side view thereof, the second side being a mirror image thereof;
 FIG. 5 is a top view thereof; and,
 FIG. 6 is a bottom view thereof.
 Broken lines are used to illustrate features of the circuit kit for a humidifier which form no part of the claimed design.

1 Claim, 5 Drawing Sheets

Related U.S. Application Data

division of application No. 29/625,933, filed on Nov. 14, 2017, now Pat. No. Des. 822,817, which is a division of application No. 29/540,276, filed on Sep. 22, 2015, now Pat. No. Des. 807,995.

(58) **Field of Classification Search**

CPC A61M 16/0816; A61M 16/0666; A61M 16/1085

See application file for complete search history.

(56) **References Cited**

U.S. PATENT DOCUMENTS

4,621,632 A * 11/1986 Bartels A61M 16/1085
 128/203.27
 4,686,354 A 8/1987 Makin
 D302,040 S 7/1989 Lambert
 5,069,635 A 12/1991 Holden et al.
 D360,027 S * 7/1995 Psaros D23/359
 5,514,303 A 5/1996 Chiu et al.
 D439,326 S 3/2001 Hecker et al.
 7,226,302 B2 6/2007 Walter et al.
 D628,288 S 11/2010 Row et al.
 D629,891 S * 12/2010 Virr D24/129
 D629,892 S * 12/2010 Hill D24/129
 D638,536 S * 5/2011 Row D24/129
 D638,537 S 5/2011 Virr et al.
 D638,933 S 5/2011 Hill et al.
 D652,916 S 1/2012 Row et al.
 D652,917 S 1/2012 Hill et al.
 D655,813 S * 3/2012 Row D24/129
 8,240,306 B2 8/2012 Cortez, Jr. et al.
 D671,209 S 11/2012 Row et al.
 D675,730 S 2/2013 Lithgow et al.
 D677,789 S 3/2013 Row et al.
 8,453,640 B2 6/2013 Martin et al.
 D710,493 S 8/2014 Wu
 8,905,031 B2 * 12/2014 Barlow A61M 16/0666
 128/207.18
 D737,953 S * 9/2015 Wells D24/110
 D741,477 S 10/2015 Rogers
 D742,508 S 11/2015 Row et al.
 D751,687 S 3/2016 Daly
 D751,688 S 3/2016 Daly
 D761,422 S 7/2016 Row et al.

D762,843 S 8/2016 Formica et al.
 9,669,124 B2 * 6/2017 Leyva A61L 2/26
 D805,630 S 12/2017 Formica et al.
 D807,995 S 1/2018 Maeckelberghe et al.
 D808,516 S * 1/2018 Edwards D24/110.4
 D809,124 S 1/2018 Bertinetti et al.
 D822,817 S 7/2018 Maeckelberghe et al.
 D822,818 S * 7/2018 Maeckelberghe D23/358
 10,080,856 B2 * 9/2018 McLaren A61M 16/06
 D841,147 S * 2/2019 McCool D24/110
 D841,148 S * 2/2019 Stoks D24/110
 D847,326 S * 4/2019 Eury D24/110
 D849,232 S * 5/2019 Formica D24/110
 10,456,546 B2 * 10/2019 McLaren A61M 16/0683
 D874,645 S * 2/2020 McCool D24/110
 D878,546 S * 3/2020 Formica D24/110
 D880,686 S * 4/2020 Stoks D24/110
 2003/0236015 A1 12/2003 Edirisuriya et al.
 2009/0025724 A1 1/2009 Herron, Jr.
 2009/0136341 A1 5/2009 Kenyon
 2009/0266361 A1 10/2009 Bilger et al.
 2012/0227738 A1 9/2012 Virr et al.
 2012/0304994 A1 12/2012 Kwok
 2013/0008440 A1 1/2013 Maurer et al.
 2013/0047987 A1 2/2013 Mays
 2013/0333701 A1 12/2013 Herron
 2014/0158133 A1 6/2014 Acosta
 2015/0128944 A1 5/2015 Buechi
 2015/0277733 A1 10/2015 Schwaibold
 2015/0283350 A1 10/2015 Miller et al.
 2015/0306326 A1 10/2015 Graham
 2015/0306332 A1 10/2015 Bafle
 2017/0100556 A1 4/2017 Munkelt et al.
 2017/0209610 A1 * 7/2017 Leyva A61L 2/26
 2017/0304578 A1 10/2017 Stoks
 2017/0361051 A1 * 12/2017 Eifler A61M 16/0816
 2018/0214659 A1 * 8/2018 Forrester B29D 23/00
 2019/0076620 A1 3/2019 Stoks
 2019/0344037 A1 11/2019 Forrester

FOREIGN PATENT DOCUMENTS

WO WO 2014/077706 A1 5/2014
 WO WO 2014/088430 A1 6/2014
 WO WO 2015/142192 A1 9/2015
 WO WO2017/043981 A1 3/2017

OTHER PUBLICATIONS

U.S. Appl. No. 29/625,933, filed Nov. 14, 2017, Maeckelberghe, et al.
 U.S. Appl. No. 29/626,135, filed Nov. 15, 2017, Maeckelberghe, et al.
 U.S. Appl. No. 29/717,926, dated Dec. 19, 2019, McCool et al.
 U.S. Appl. No. 29/728,612, dated Mar. 19, 2020, Stoks et al.
 International Standard, ISO 11664-4, dated Nov. 1, 2008; 18 pages.
 News Release; Airvo Nasal High Flow System; May 12, 2015; 2 pages.

* cited by examiner

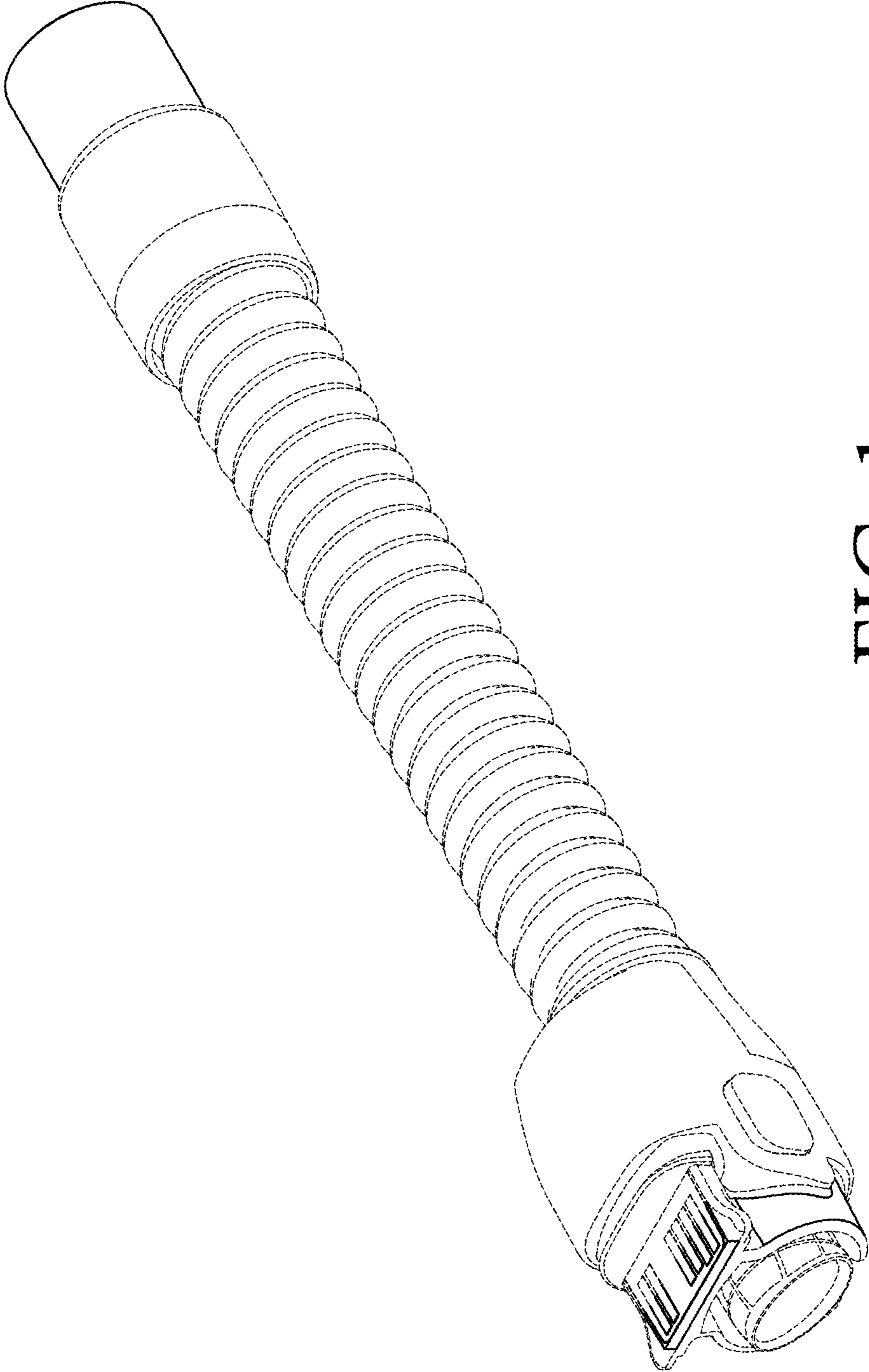


FIG. 1

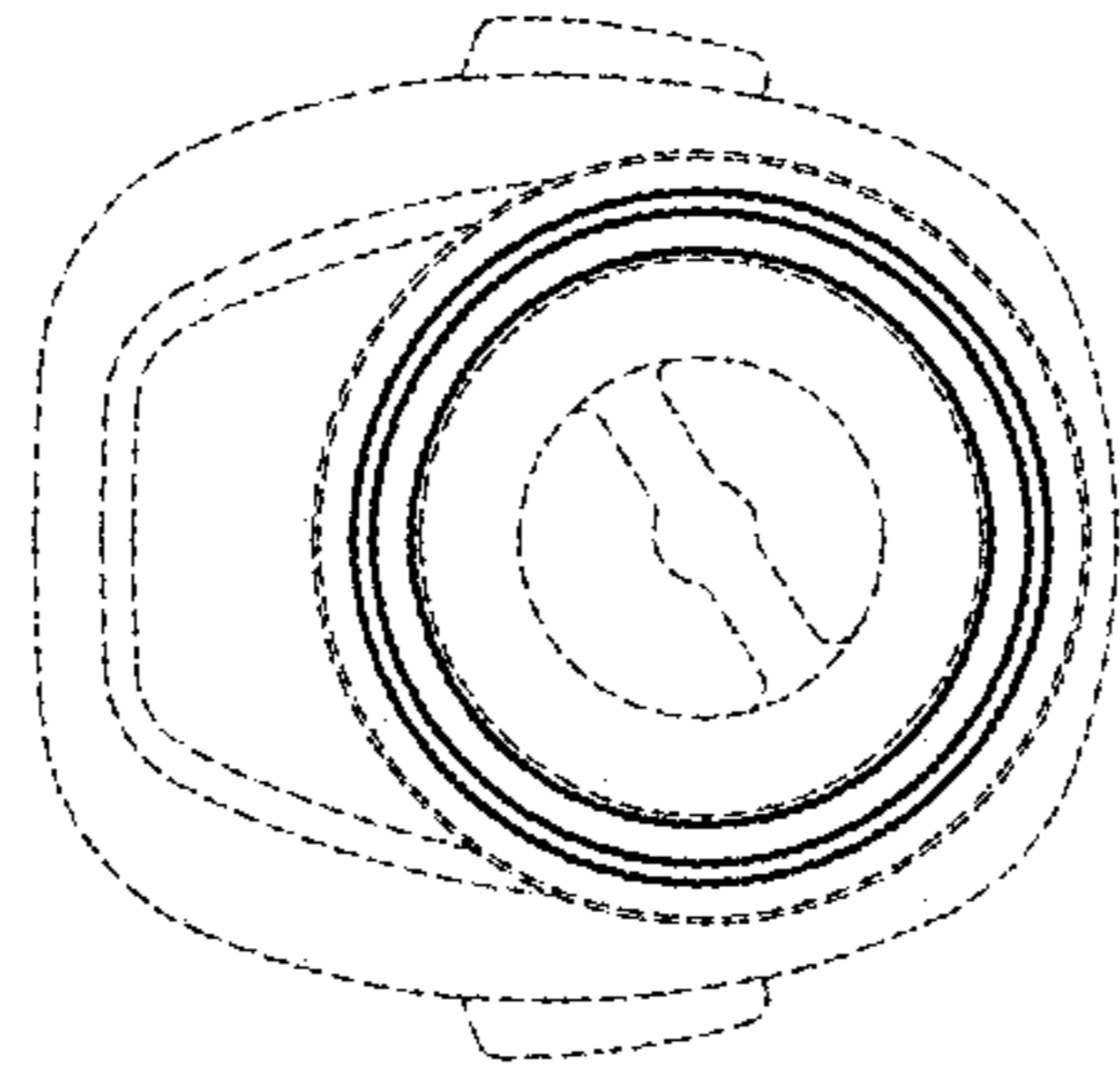


FIG. 3

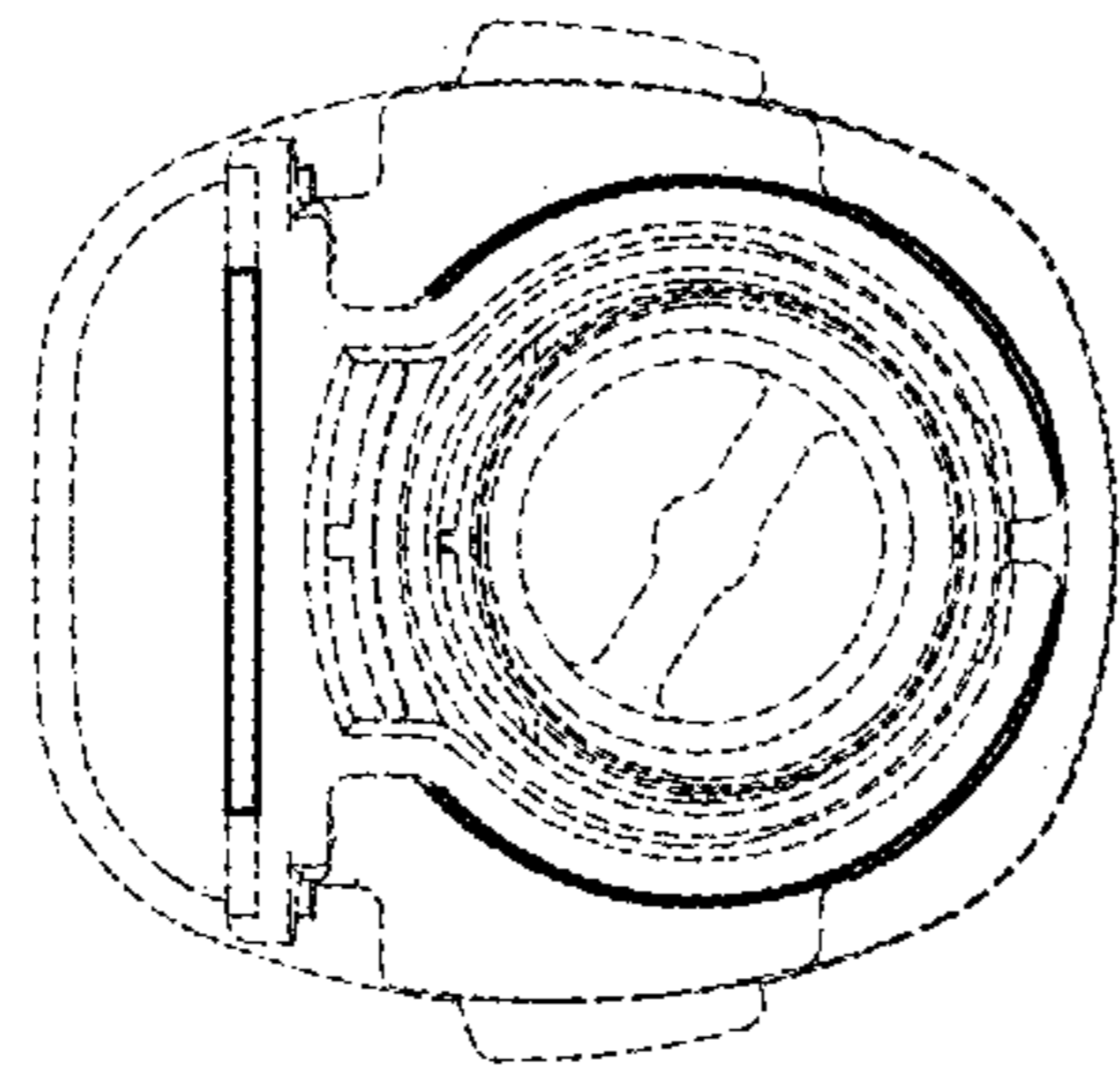


FIG. 2

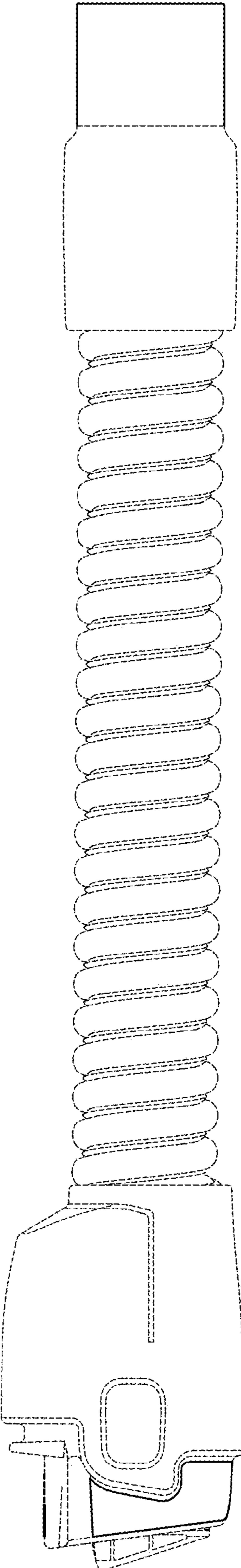


FIG. 4

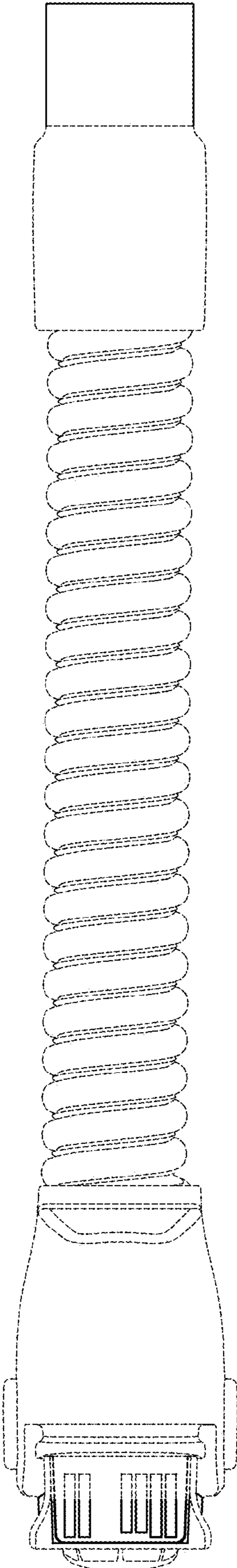


FIG. 5

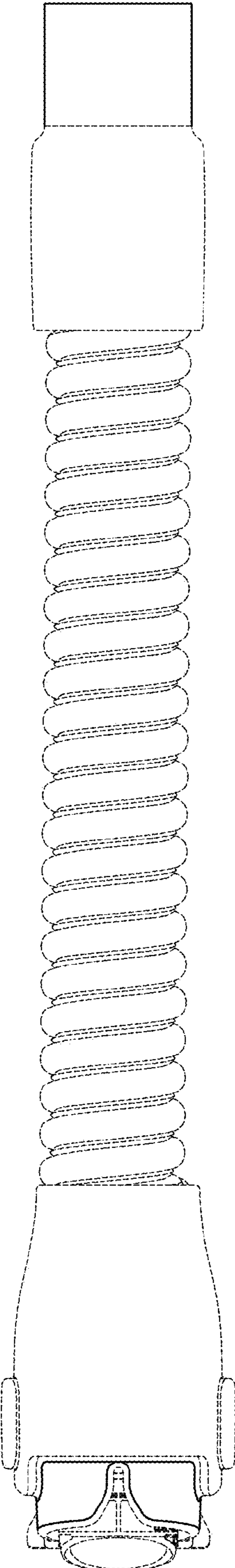


FIG. 6