



US00D923747S

(12) **United States Design Patent**
Svendsen et al.

(10) **Patent No.:** **US D923,747 S**

(45) **Date of Patent:** **** Jun. 29, 2021**

(54) **NOZZLE**

(71) Applicant: **MELNOR, INC.**, Winchester, VA (US)

(72) Inventors: **Sean Wesley Svendsen**, Columbus, OH (US); **Donald Collins Meves**, Columbus, OH (US); **Eric James Fickas**, Plain City, OH (US)

(73) Assignee: **Melnor, Inc.**, Winchester, VA (US)

(**) Term: **15 Years**

(21) Appl. No.: **29/718,904**

(22) Filed: **Dec. 30, 2019**

Related U.S. Application Data

(62) Division of application No. 29/670,359, filed on Nov. 15, 2018, now Pat. No. Des. 875,214, which is a division of application No. 29/598,127, filed on Mar. 23, 2017, now Pat. No. Des. 839,384.

(51) **LOC (13) Cl.** **23-01**

(52) **U.S. Cl.**
USPC **D23/223**

(58) **Field of Classification Search**
USPC D23/226, 213, 223, 224
CPC B05B 1/12
See application file for complete search history.

(56) **References Cited**

U.S. PATENT DOCUMENTS

2,376,881 A	5/1945	Nielsen	
3,150,829 A	9/1964	Glenn	
3,820,716 A	6/1974	Bauer	
4,903,897 A *	2/1990	Hayes	B05B 1/1654 239/394
D314,609 S *	2/1991	Liaw	D23/226
D325,620 S *	4/1992	Heren	D23/223
D338,706 S *	8/1993	Wang	D23/223
D340,762 S *	10/1993	Wang	D23/226

D355,953 S *	2/1995	Wang	D23/223
D358,450 S *	5/1995	Casey	D23/223
D359,101 S *	6/1995	Kuo	D23/223
D369,853 S *	5/1996	Wang	D23/223
D370,713 S *	6/1996	Guo	D23/223
D372,297 S *	7/1996	Wang	D23/223

(Continued)

FOREIGN PATENT DOCUMENTS

JP 3210048 * 4/2017

OTHER PUBLICATIONS

Homeme 9 Pattern Garden Watering Nozzle With Garden Hose Connections Kit, posted to amazon.com. Available date: Oct. 23, 2016 [site visited Apr. 16, 2021] Available: <<https://www.amazon.co.uk/Homeme-Pattern-Garden-Watering-Connections/dp/B01M67U3D9>> (Year: 2016).*

Primary Examiner — Kevin K Rudzinski

(74) *Attorney, Agent, or Firm* — HEA Law PLLC; Darrin A. Auito

(57) **CLAIM**

The ornamental design for a nozzle, as shown and described.

DESCRIPTION

FIG. 1 is a rear perspective view of a nozzle, showing our new design;

FIG. 2 is a front elevational view thereof;

FIG. 3 is a rear elevational view thereof;

FIG. 4 is a right side elevational view thereof;

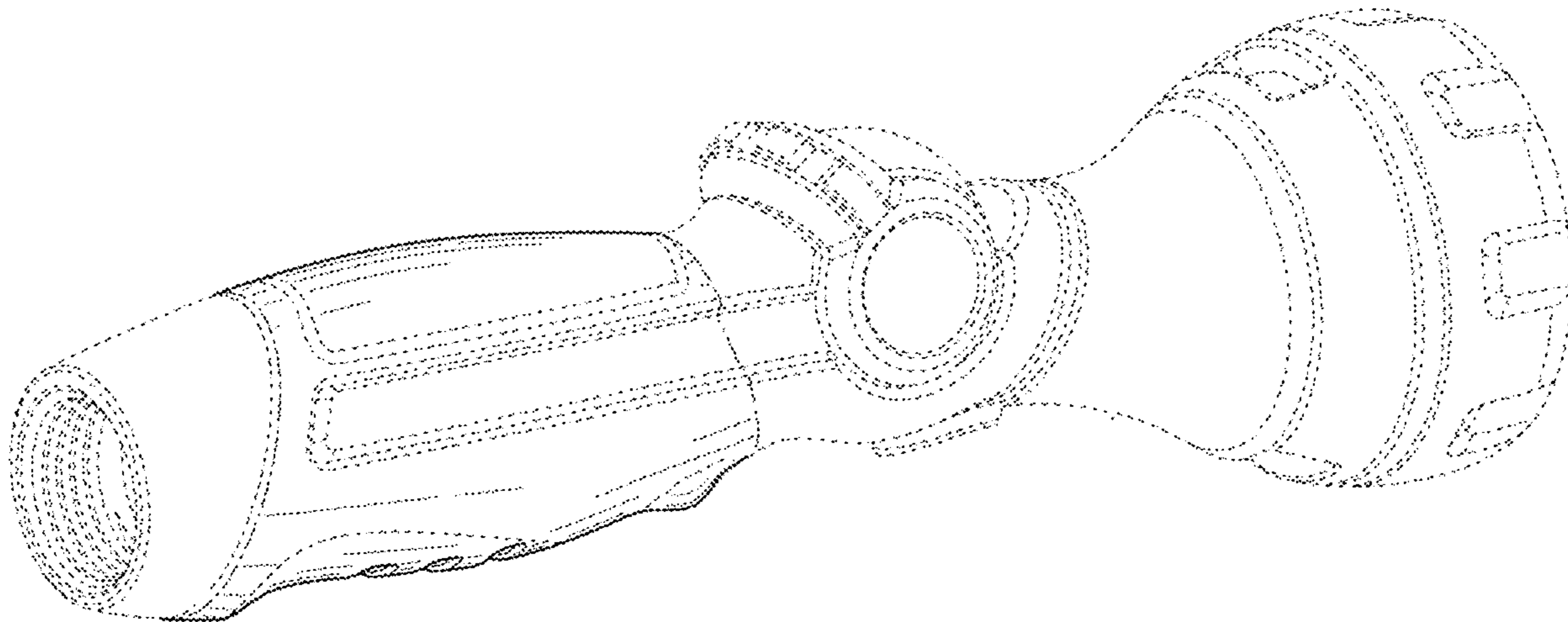
FIG. 5 is a left side elevational view thereof;

FIG. 6 is a top plan view thereof; and,

FIG. 7 is a bottom plan view thereof.

The broken line showing of portions of the nozzle is for the purpose of illustrating environmental structure and forms no part of the claimed design. The dot-dash broken lines are boundary lines and form no part of the claimed design.

1 Claim, 4 Drawing Sheets



(56)

References Cited

U.S. PATENT DOCUMENTS

2008/0245900 A1* 10/2008 Chih B05B 1/3013
239/526
2011/0180636 A1* 7/2011 Cheng B05B 1/3026
239/600
2013/0015271 A1* 1/2013 Chen B05B 1/3013
239/526
2016/0263593 A1* 9/2016 Keim B05B 1/30

* cited by examiner

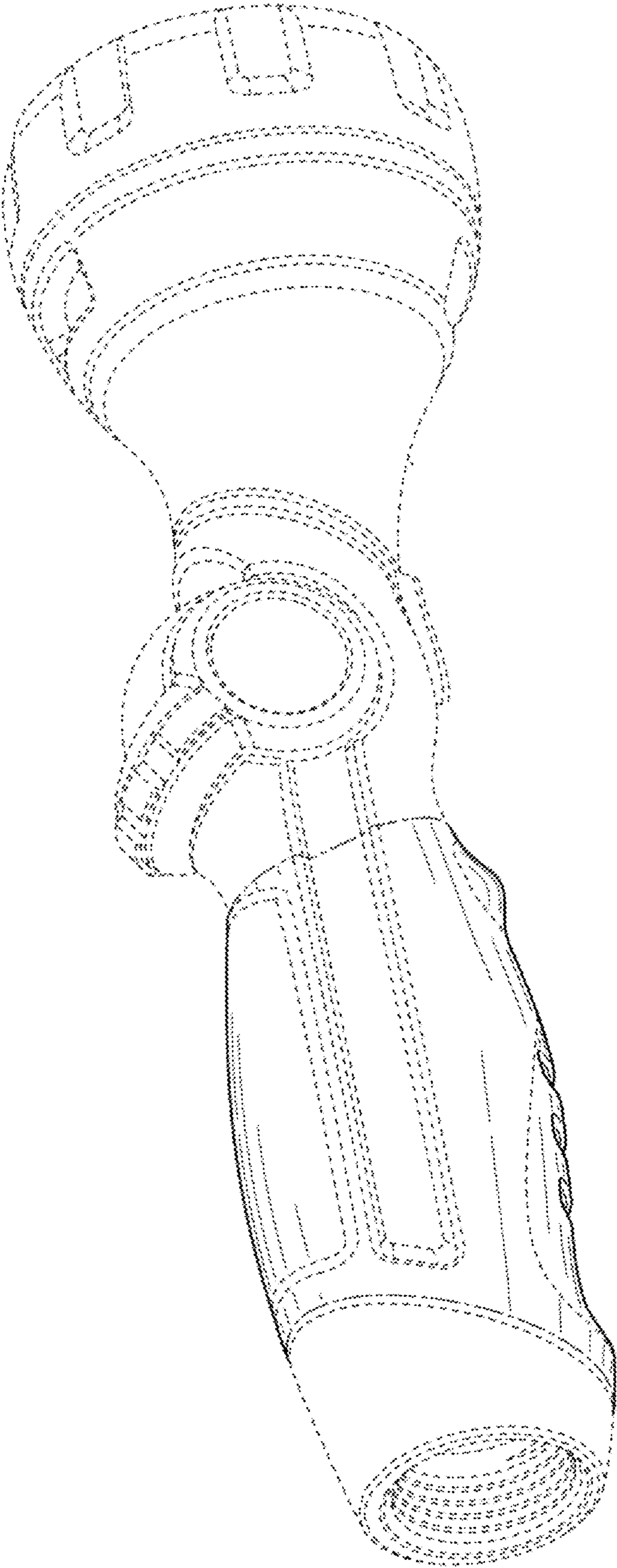


Figure 1

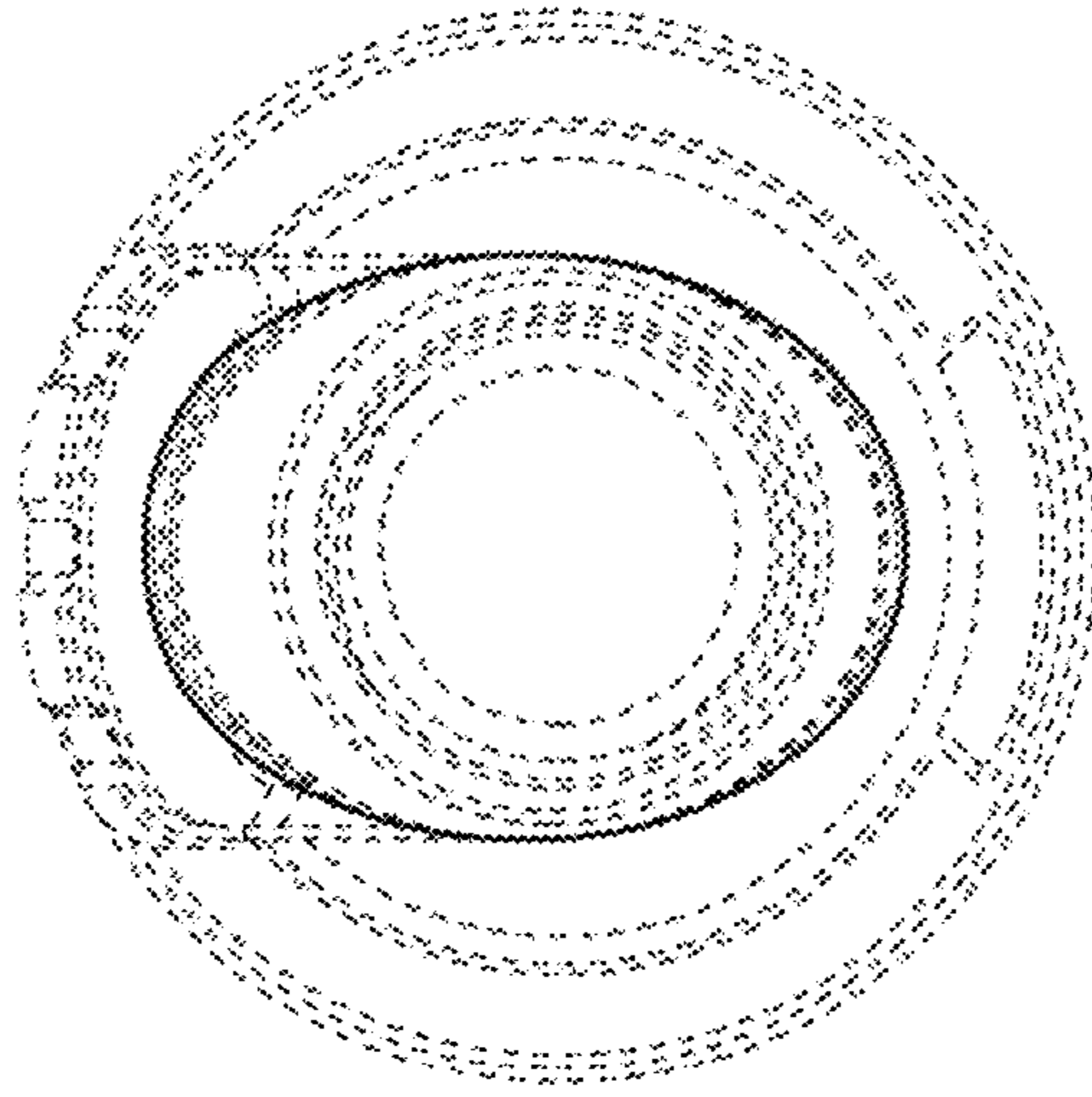


Figure 3

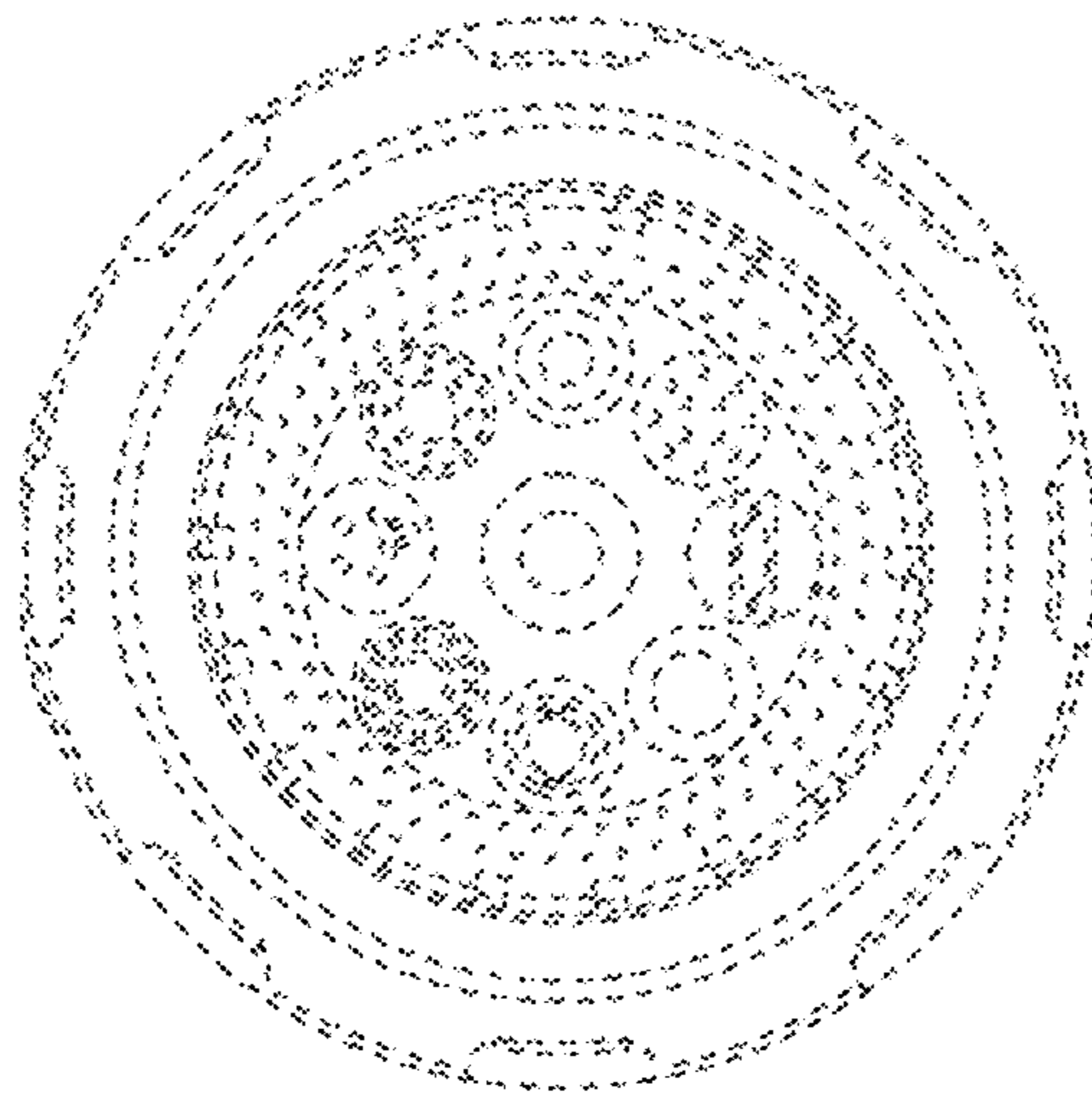


Figure 2

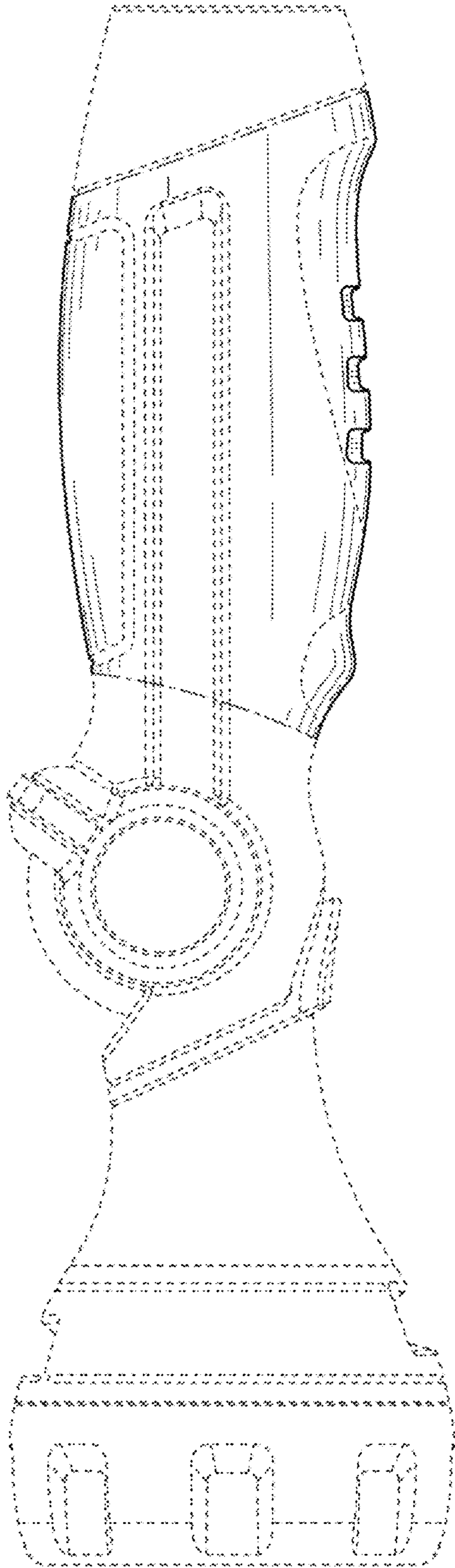


Figure 4

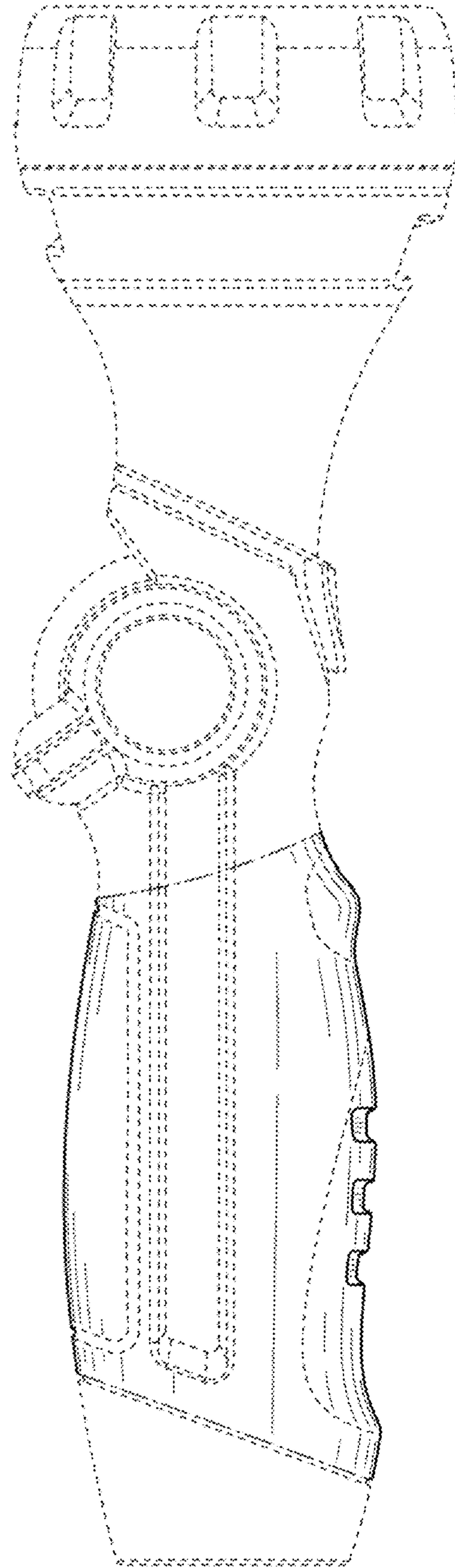


Figure 5

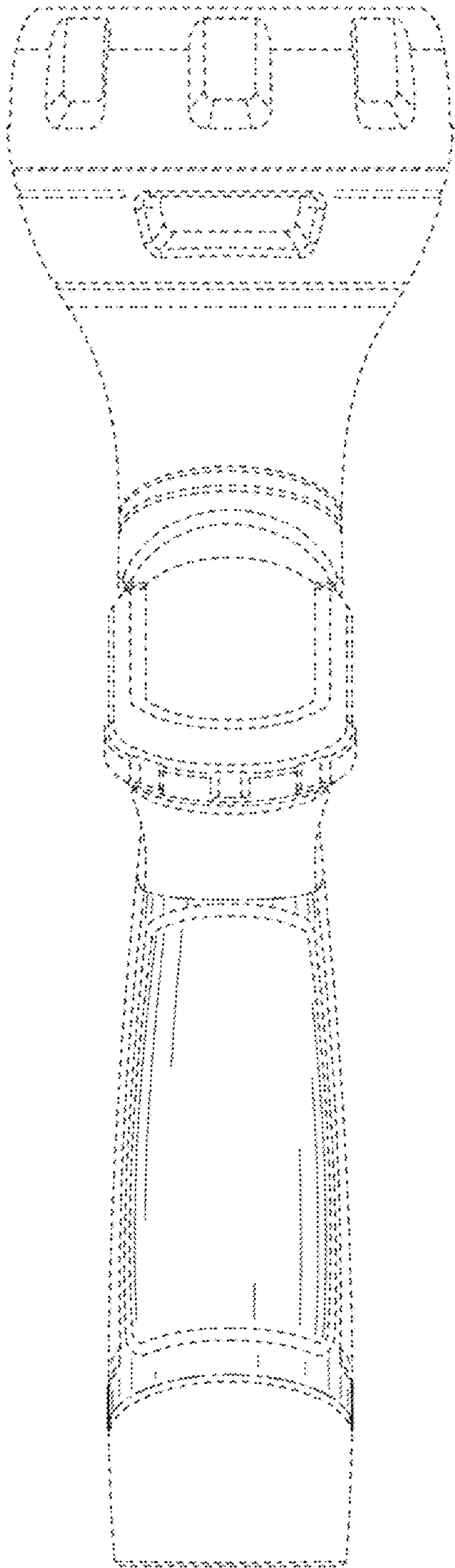


Figure 6

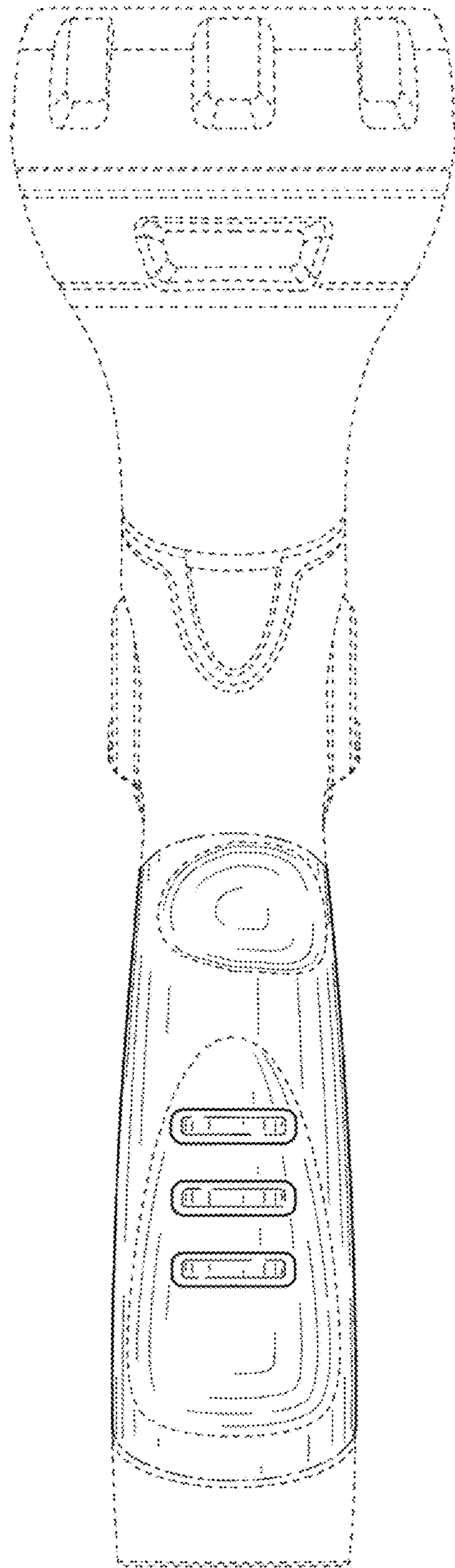


Figure 7