



US00D923726S

(12) **United States Design Patent**
Moon et al.

(10) **Patent No.:** **US D923,726 S**
(45) **Date of Patent:** **** Jun. 29, 2021**

(54) **GOLF BALL**
(71) Applicant: **NEXEN CORPORATION,**
Gyeongsangnam-do (KR)
(72) Inventors: **Jung Gyu Moon,** Seoul (KR); **Yong**
Woo Shin, Gyeongsangnam-do (KR)
(73) Assignee: **NEXEN CORPORATION,**
Gyeongsangnam-Do (KR)
(**) Term: **15 Years**
(21) Appl. No.: **29/706,463**
(22) Filed: **Sep. 20, 2019**
(30) **Foreign Application Priority Data**
Aug. 9, 2019 (KR) 30-2019-0038082

D318,508 S * 7/1991 Gobush D21/709
D319,481 S * 8/1991 Shaw D21/709
D319,482 S * 8/1991 Shaw D21/709
D319,483 S * 8/1991 Machin D21/709
D327,519 S * 6/1992 Gobush D21/709
D329,074 S * 9/1992 Gobush D21/709
D329,075 S * 9/1992 Miller D21/709
D329,076 S * 9/1992 Nee D21/709
D336,755 S * 6/1993 Pelletier D21/709
D340,488 S * 10/1993 Aoyama D21/709
D342,110 S * 12/1993 Pelletier D21/709
D343,662 S * 1/1994 Machin D21/709
D345,773 S * 4/1994 Sanchez D21/709
D346,839 S * 5/1994 Oka D21/709
D347,252 S * 5/1994 Oka D21/709
D349,141 S * 7/1994 Pelletier D21/709
D350,578 S * 9/1994 Sanchez D21/709
D359,993 S * 7/1995 Pelletier D21/709
D381,723 S * 7/1997 Stiefel D21/709
D382,033 S * 8/1997 Moriyama D21/709
D398,679 S * 9/1998 Aoyama D21/709
D401,647 S * 11/1998 Kasasima D21/709

(Continued)

(51) **LOC (13) Cl.** **21-02**
(52) **U.S. Cl.**
USPC **D21/709**
(58) **Field of Classification Search**
USPC D21/707-709, 713, 759, 789, 790, 791;
D30/160; D11/14, 17, 22, 30, 204, 211,
D11/222, 223, 238; D6/345, 539, 557,
D6/688, 688.1; D24/198, 211, 212, 213,
D24/214, 215; 119/707
CPC . A63B 37/00; A63B 37/0003; A63B 37/0004;
A63B 37/0022; A63B 37/0038; A63B
37/0005; A63B 37/0006; A63B 37/001;
A63B 37/0016; A63B 37/0017; A63B
37/0012; A63B 37/0019
See application file for complete search history.

Primary Examiner — Sandra Snapp
Assistant Examiner — Mehri Bajoul
(74) *Attorney, Agent, or Firm* — Hoffmann and Baron,
LLP

(57) **CLAIM**

The ornamental design for a golf ball, as shown and described.

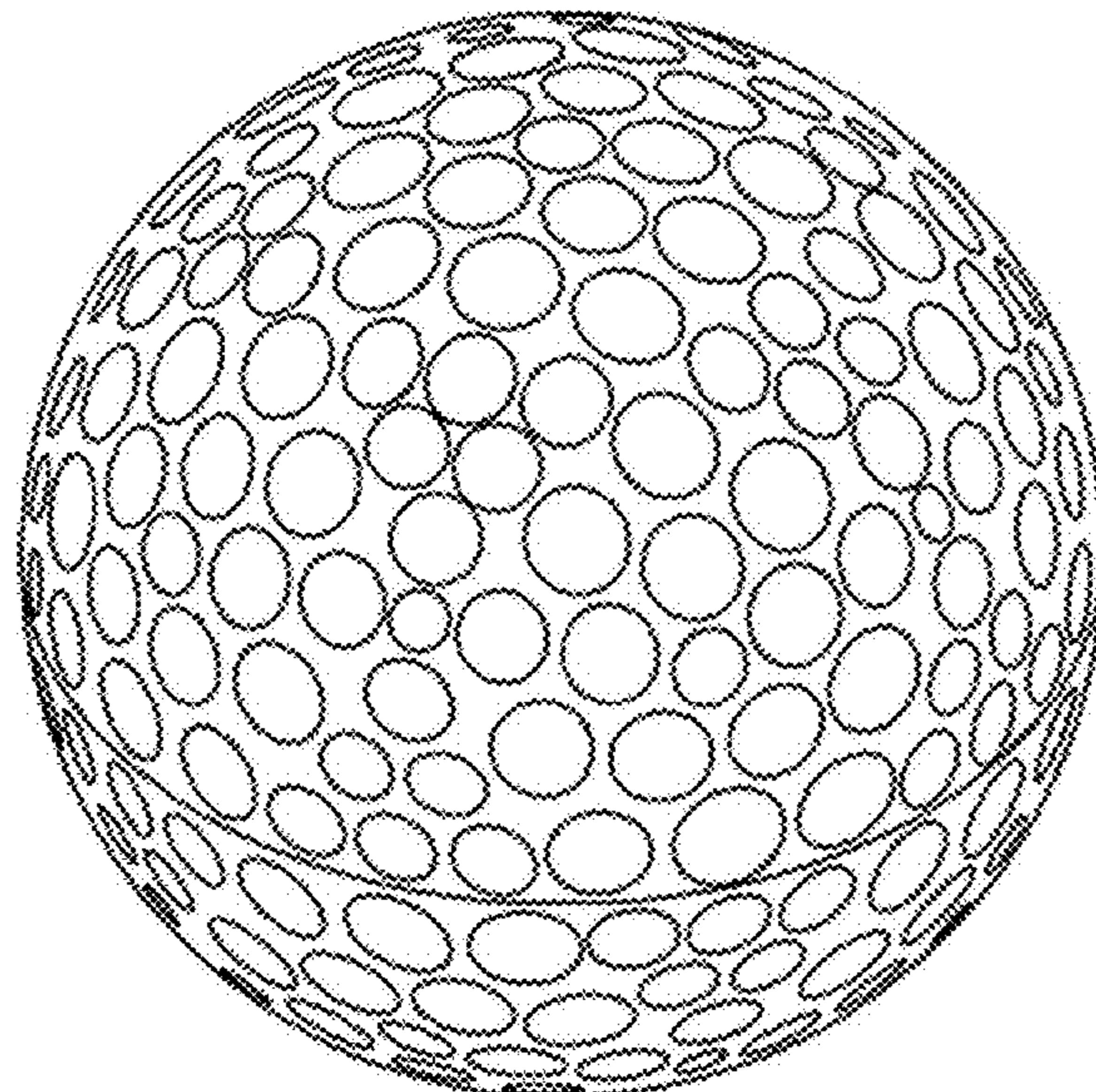
DESCRIPTION

FIG. 1 is a perspective view of a golf ball showing the new design;
FIG. 2 is a front view thereof;
FIG. 3 is a back side view thereof;
FIG. 4 is a left side view thereof;
FIG. 5 is a right side view thereof;
FIG. 6 is a top plan view thereof; and,
FIG. 7 is a top bottom view thereof.

(56) **References Cited**
U.S. PATENT DOCUMENTS

D297,752 S * 9/1988 Yamada D21/709
D318,507 S * 7/1991 Gobush D21/709

1 Claim, 7 Drawing Sheets



(56)

References Cited

U.S. PATENT DOCUMENTS

D401,648 S * 11/1998 Kasasima D21/709
 D402,719 S * 12/1998 Kasasima D21/709
 D415,225 S * 10/1999 Asakura D21/709
 D415,226 S * 10/1999 Asakura D21/709
 D430,241 S * 8/2000 Aoyama D21/709
 D430,628 S * 9/2000 Aoyama D21/709
 D432,190 S * 10/2000 Kasashima D21/709
 D434,814 S * 12/2000 Ogg D21/709
 D434,815 S * 12/2000 Asakura D21/709
 D435,071 S * 12/2000 Ogg D21/709
 D449,359 S * 10/2001 Ogg D21/709
 D484,203 S * 12/2003 Kasashima D21/709
 D484,204 S * 12/2003 Kasashima D21/709
 D506,234 S * 6/2005 Ninomiya D21/709
 D510,201 S * 10/2005 Fubini D6/358
 D510,966 S * 10/2005 Michishita D21/709
 D572,322 S * 7/2008 Michishita D21/709
 D577,486 S * 9/2008 Kudrauskas D3/211
 D588,215 S * 3/2009 Michishita D21/709

D602,100 S * 10/2009 Wills D21/709
 D627,016 S * 11/2010 Madson D21/709
 D627,017 S * 11/2010 Madson D21/709
 D627,406 S * 11/2010 Sato D21/709
 D627,407 S * 11/2010 Sato D21/709
 D627,838 S * 11/2010 Madson D21/709
 D627,839 S * 11/2010 Madson D21/709
 D638,889 S * 5/2011 Sato D21/709
 D644,281 S * 8/2011 Moon D21/709
 D646,736 S * 10/2011 Felker D21/709
 D692,511 S * 10/2013 Sato D21/709
 D730,014 S * 5/2015 Bell D99/5
 D766,386 S * 9/2016 Schweigert D21/709
 D766,387 S * 9/2016 Schweigert D21/709
 D769,382 S * 10/2016 Ruchniewicz D21/709
 D780,863 S * 3/2017 Schweigert D21/709
 D792,534 S * 7/2017 Pellegrino D21/709
 D792,535 S * 7/2017 Hughes D21/709
 D798,973 S * 10/2017 Hughes D21/709
 D821,885 S * 7/2018 Paulin D9/668
 D823,956 S * 7/2018 Shin D21/708
 D857,826 S * 8/2019 Vilhelmsen D21/791

* cited by examiner

FIG. 1

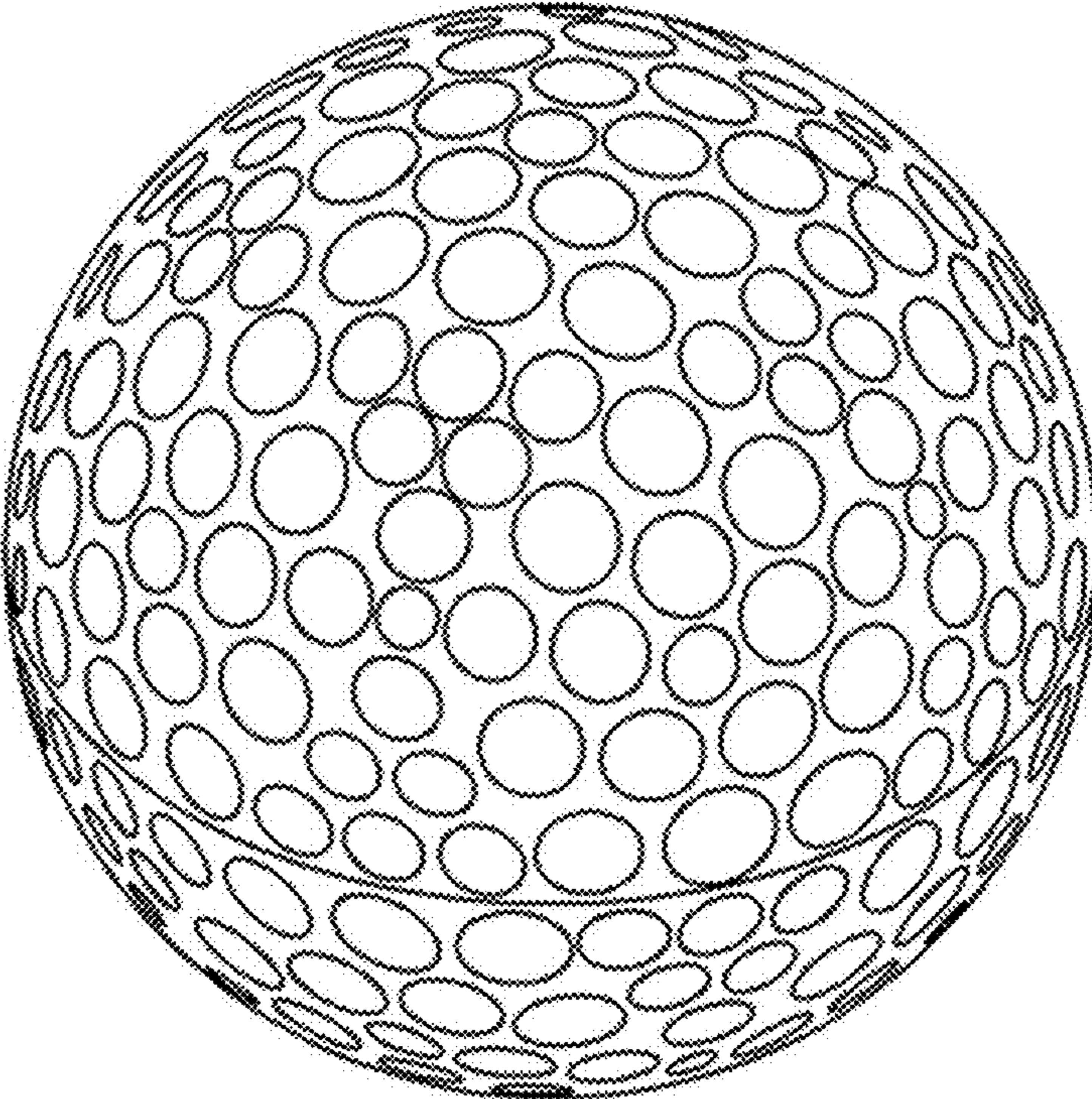


FIG. 2

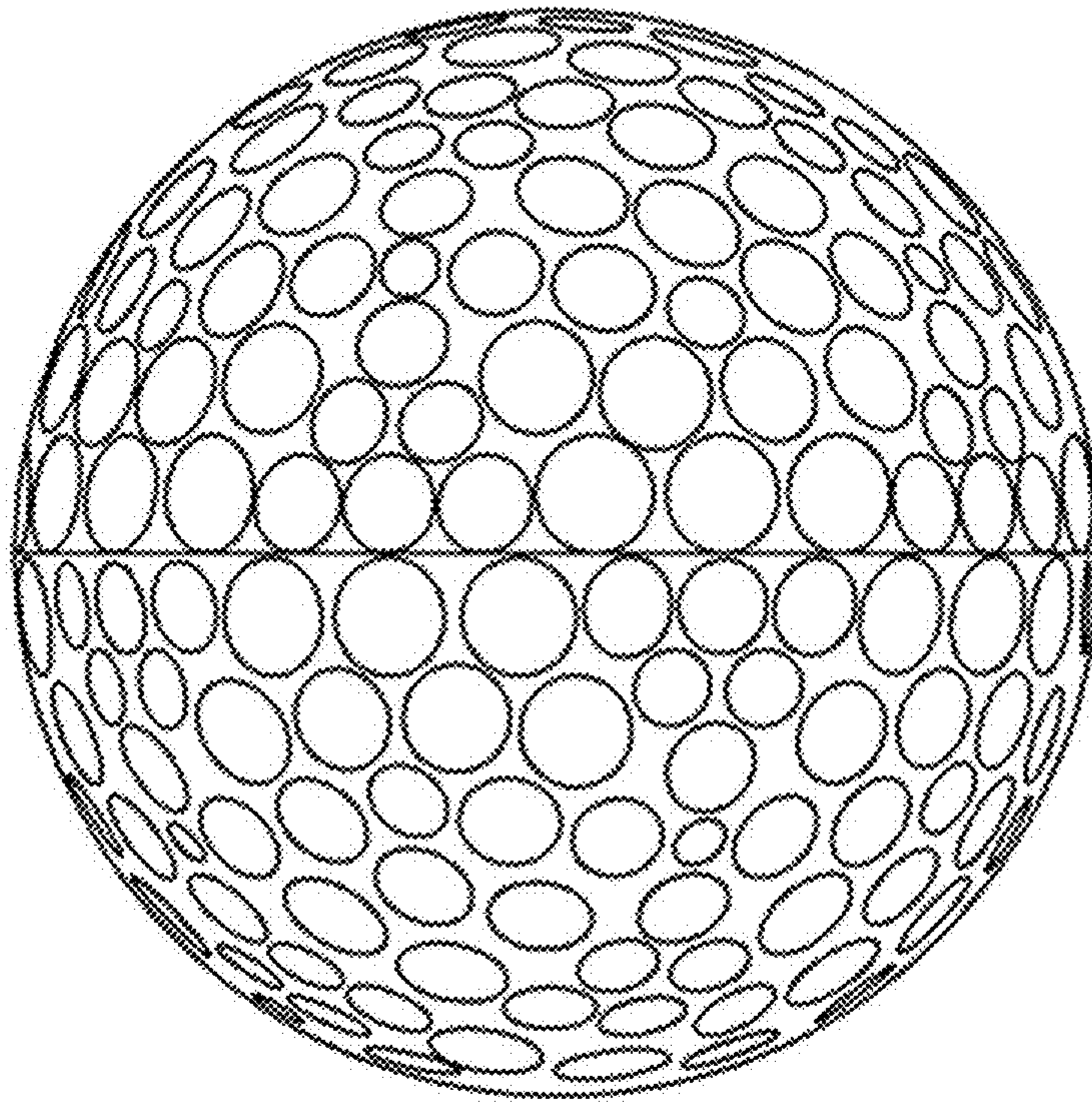


FIG. 3

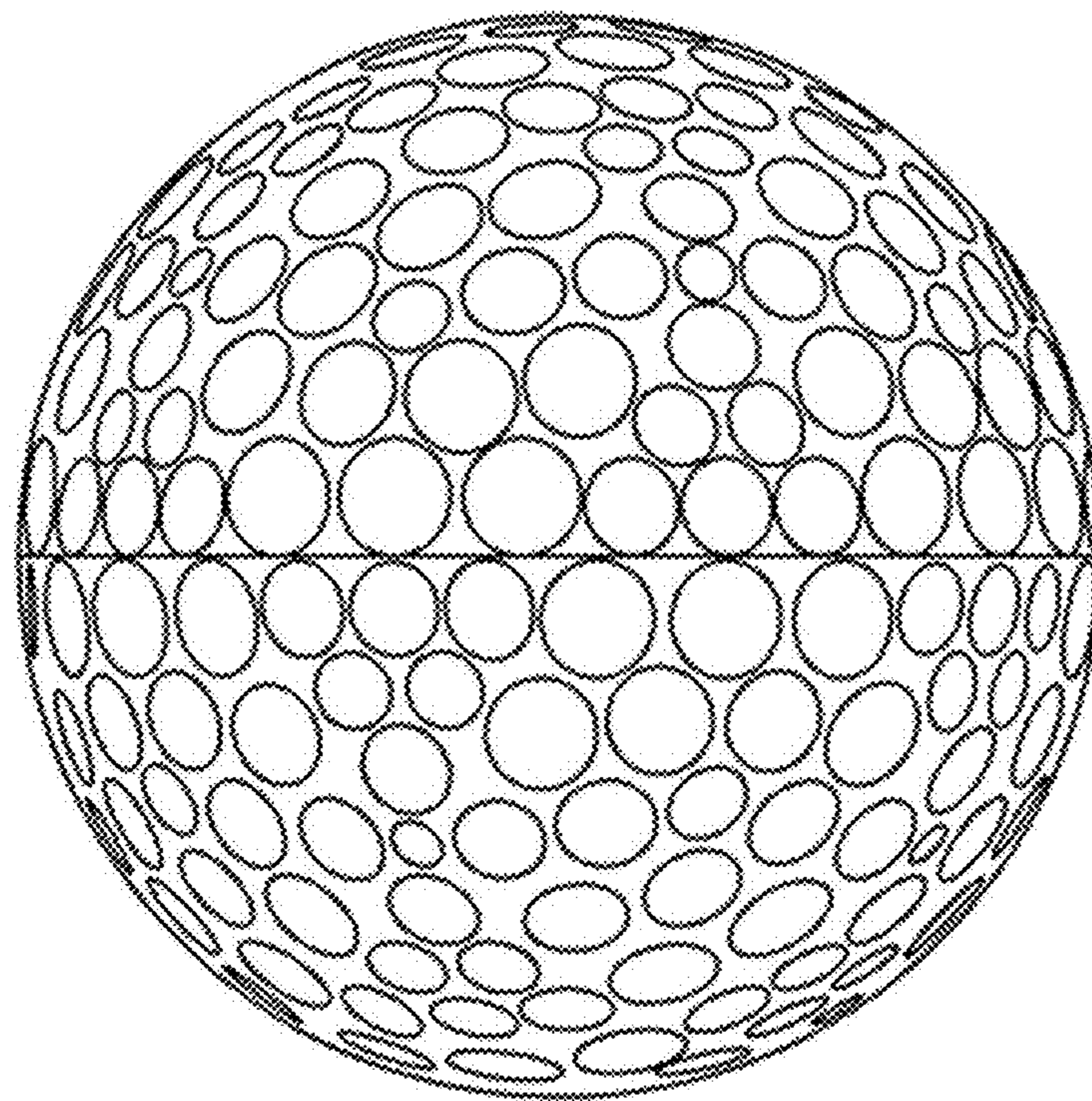


FIG. 4

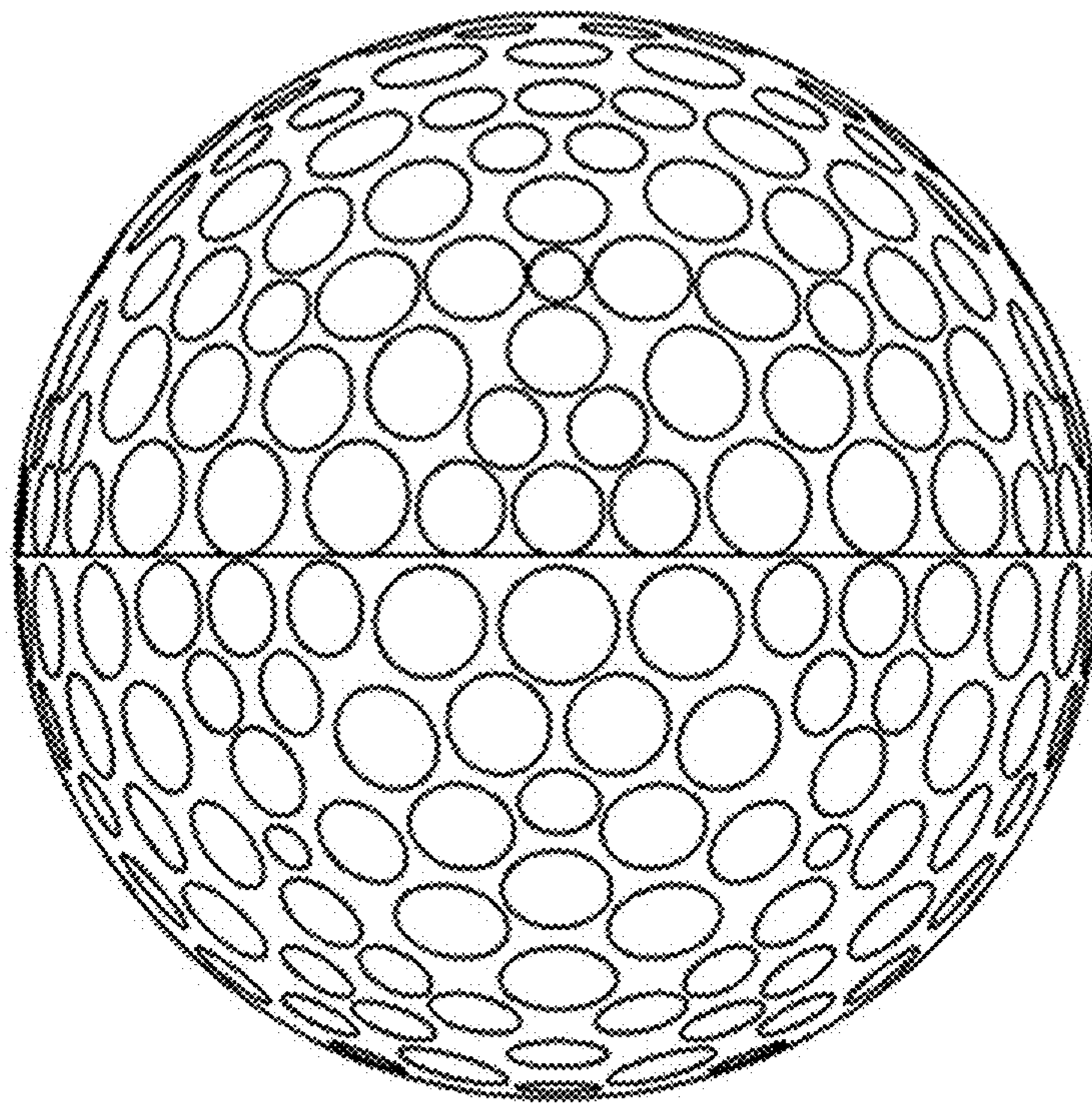


FIG. 5

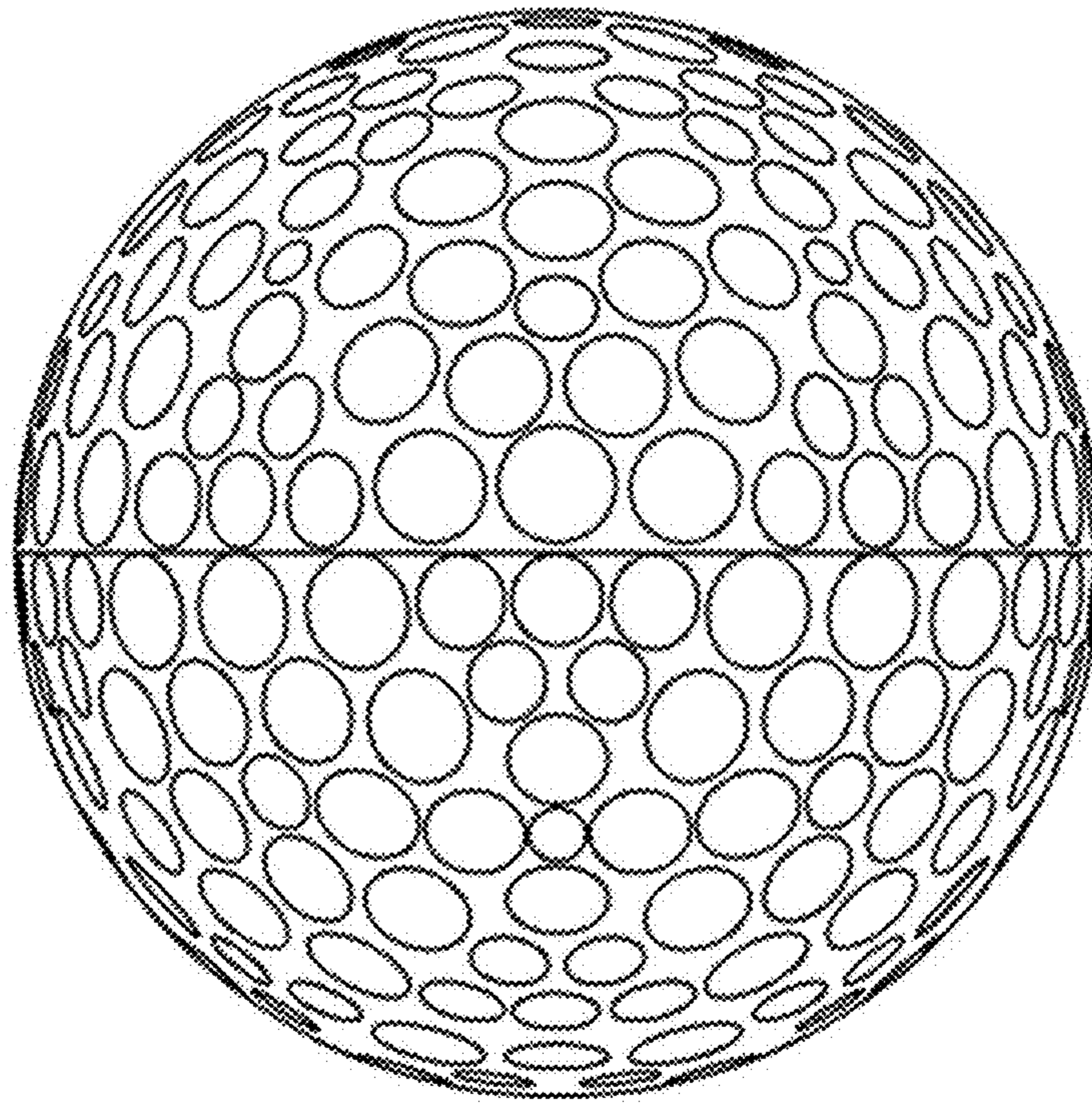


FIG. 6

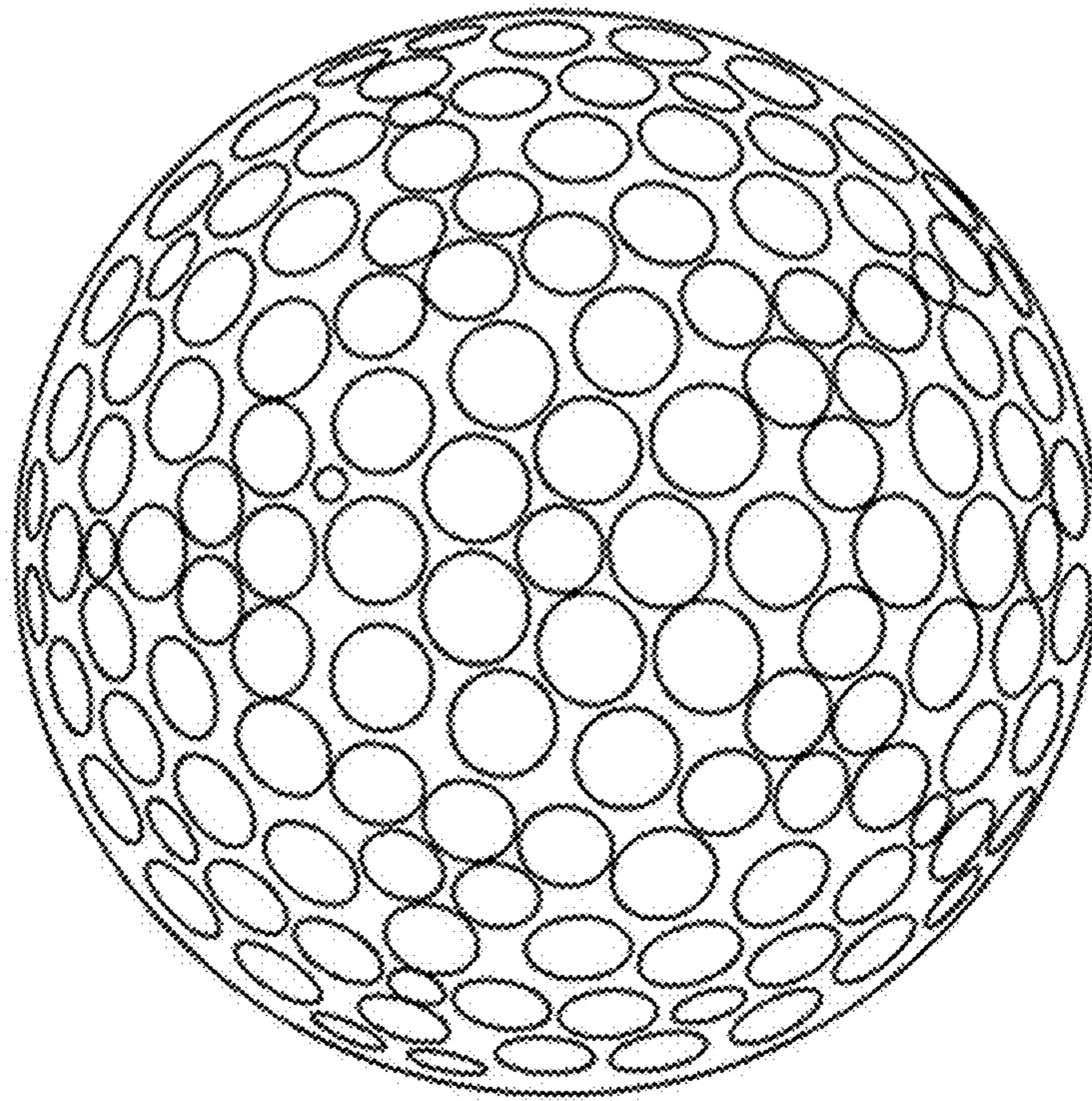


FIG. 7

