

US00D923696S

(12) **United States Design Patent** (10) **Patent No.:** **US D923,696 S**  
**Wang et al.** (45) **Date of Patent:** **\*\* Jun. 29, 2021**

(54) **KEYBOARD FOR OILING MACHINE**  
(71) Applicant: **PAX COMPUTER TECHNOLOGY (SHENZHEN) CO., LTD.**, Guangdong (CN)  
(72) Inventors: **Yuzhuo Wang**, Guangdong (CN); **Dongyong Liang**, Guangdong (CN)  
(73) Assignee: **PAX COMPUTER TECHNOLOGY (SHENZHEN) CO., LTD.**, Guangdong (CN)

*Primary Examiner* — Michael C Stout  
*Assistant Examiner* — Fritzgerald L Butac  
(74) *Attorney, Agent, or Firm* — Rankin, Hill & Clark LLP

(\*\*) Term: **15 Years**  
(21) Appl. No.: **29/633,714**  
(22) Filed: **Jan. 15, 2018**

(57) **CLAIM**  
The ornamental design for a keyboard for oiling machine, as shown and described.

(30) **Foreign Application Priority Data**  
Dec. 8, 2017 (CN) ..... 201730622472.5  
(51) **LOC (13) Cl.** ..... **18-01**  
(52) **U.S. Cl.**  
USPC ..... **D18/4.6; D14/455**  
(58) **Field of Classification Search**  
USPC ..... D8/4.4, 4.6; D18/4.4, 4.6, 14.4, 385; D14/455; D15/199  
CPC ..... G06Q 20/32; G06Q 20/40; G06Q 20/145; G06Q 20/401  
See application file for complete search history.

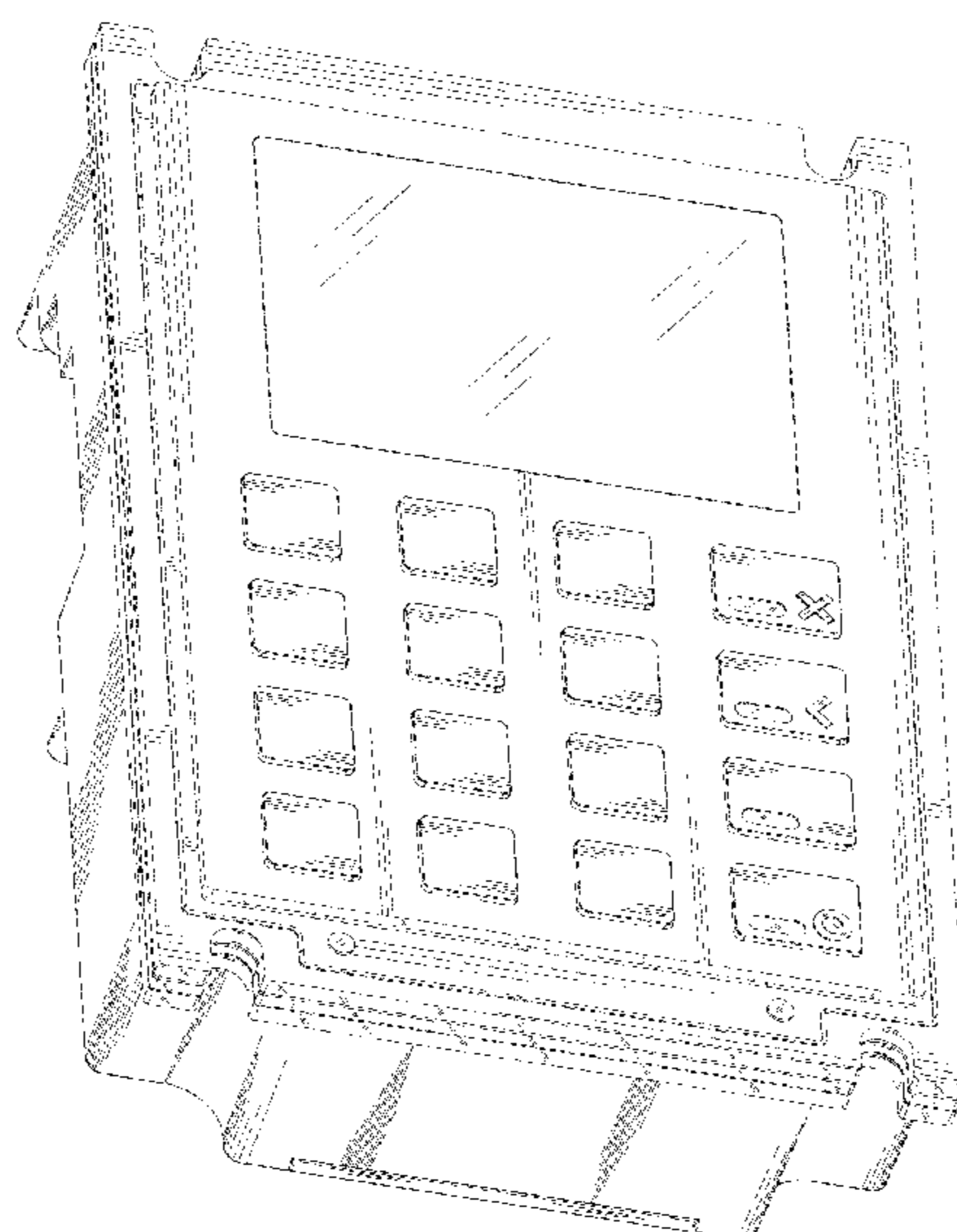
**DESCRIPTION**

FIG. 1 is a first perspective view of a keyboard for oiling machine;  
FIG. 2 is a second perspective view of the keyboard for oiling machine;  
FIG. 3 is a front view of the keyboard for oiling machine;  
FIG. 4 is a rear view of the keyboard for oiling machine;  
FIG. 5 is a left side view of the keyboard for oiling machine;  
FIG. 6 is a right side view of the keyboard for oiling machine;  
FIG. 7 is a top view of the keyboard for oiling machine;  
FIG. 8 is a bottom view of the keyboard for oiling machine;  
FIG. 9 is an enlarged partial view showing a part at lower left in FIG. 2;  
FIG. 10 is an enlarged partial view showing a part at upper left in FIG. 4;  
FIG. 11 is an enlarged partial view showing a part at upper right in FIG. 4;  
FIG. 12 is an enlarged partial view showing a part at lower left in FIG. 4;  
FIG. 13 is an enlarged partial view showing a part at lower right in FIG. 4;  
FIG. 14 is an enlarged partial view showing a part at the top in FIG. 6; and,  
FIG. 15 is an enlarged partial view showing a part at the bottom in FIG. 6.  
The broken lines in the drawings depict portions of the keyboard for oiling machine that form no part of the claimed design.

(56) **References Cited**  
U.S. PATENT DOCUMENTS  
D377,167 S \* 1/1997 High, Sr. .... D14/387  
D403,667 S \* 1/1999 Musha ..... D14/347  
D502,727 S \* 3/2005 Slinckx ..... D18/4.6  
D504,147 S \* 4/2005 Slinckx ..... D18/4.6  
D554,694 S \* 11/2007 Slinckx ..... D18/4.4  
D641,776 S \* 7/2011 Race ..... D18/4.6  
D643,994 S \* 8/2011 Helgesson ..... D99/28

(Continued)

**1 Claim, 15 Drawing Sheets**



(56)

**References Cited**

## U.S. PATENT DOCUMENTS

D644,405	S	*	8/2011	Helgesson	.....	D99/28
D648,373	S	*	11/2011	Hidaka	.....	D18/4.4
D663,505	S	*	7/2012	Helgesson	.....	D99/28
D665,011	S	*	8/2012	Takahashi	.....	D18/4.6
D672,348	S	*	12/2012	Bousfield	.....	D14/385
D672,776	S	*	12/2012	Bousfield	.....	D14/385
D673,153	S	*	12/2012	Bousfield	.....	D14/385
D716,369	S	*	10/2014	Park	.....	D18/4.6
D768,766	S	*	10/2016	Demange	.....	D18/4.4
D768,767	S	*	10/2016	Demange	.....	D18/4.4
D787,556	S	*	5/2017	Gaur	.....	D14/493
D791,223	S	*	7/2017	Blanc	.....	D18/4.6
D806,160	S	*	12/2017	Specht	.....	D18/4.6
D810,817	S	*	2/2018	Wang	.....	D18/4.6
D823,935	S	*	7/2018	Wang	.....	D18/4.6
D851,169	S	*	6/2019	Yaginuma	.....	D18/4.6
D886,190	S	*	6/2020	Huang	.....	D18/4.6
D886,898	S	*	6/2020	Huang	.....	D18/4.6
2017/0068329	A1	*	3/2017	Wang	.....	G06F 3/0219

\* cited by examiner

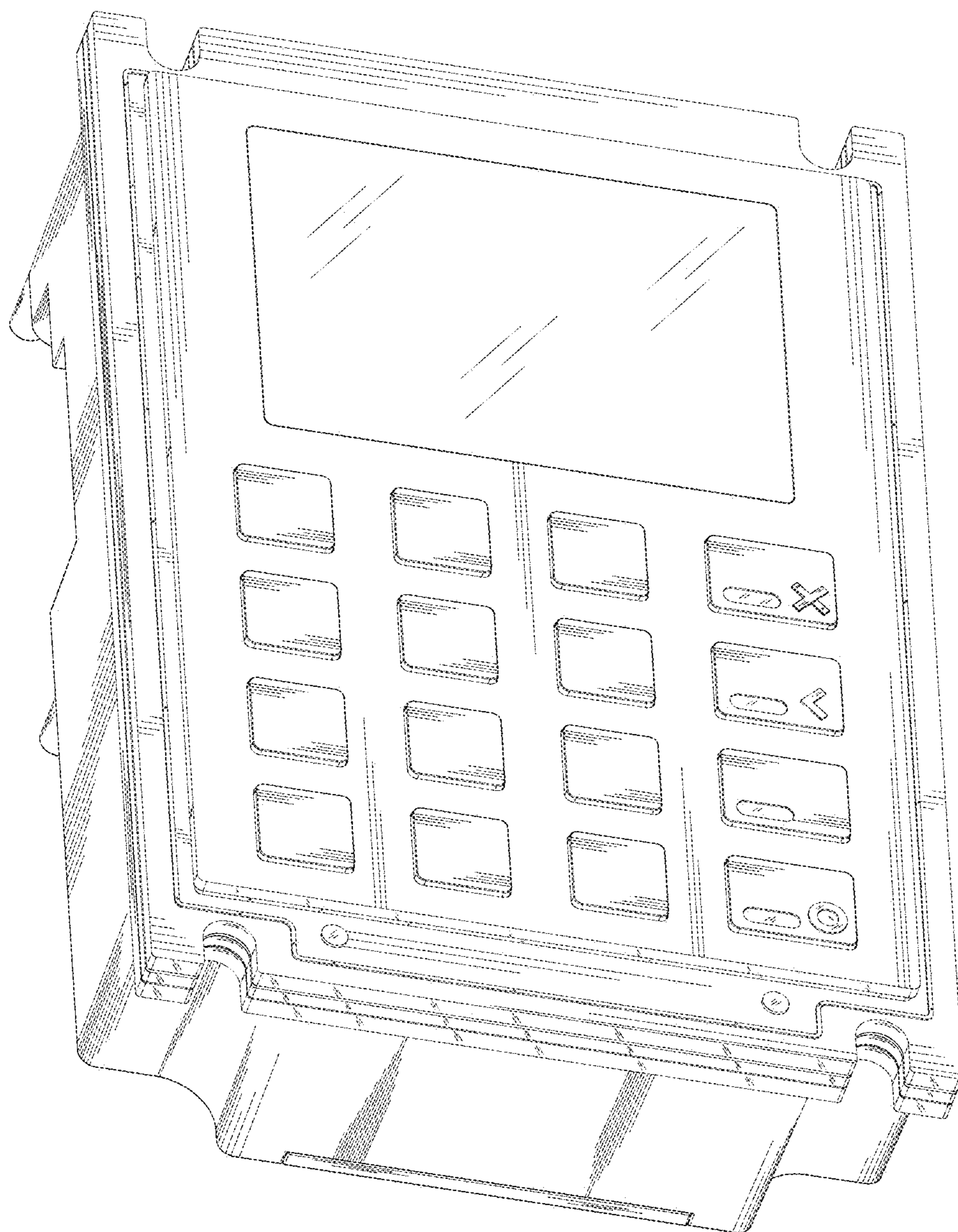


FIG. 1



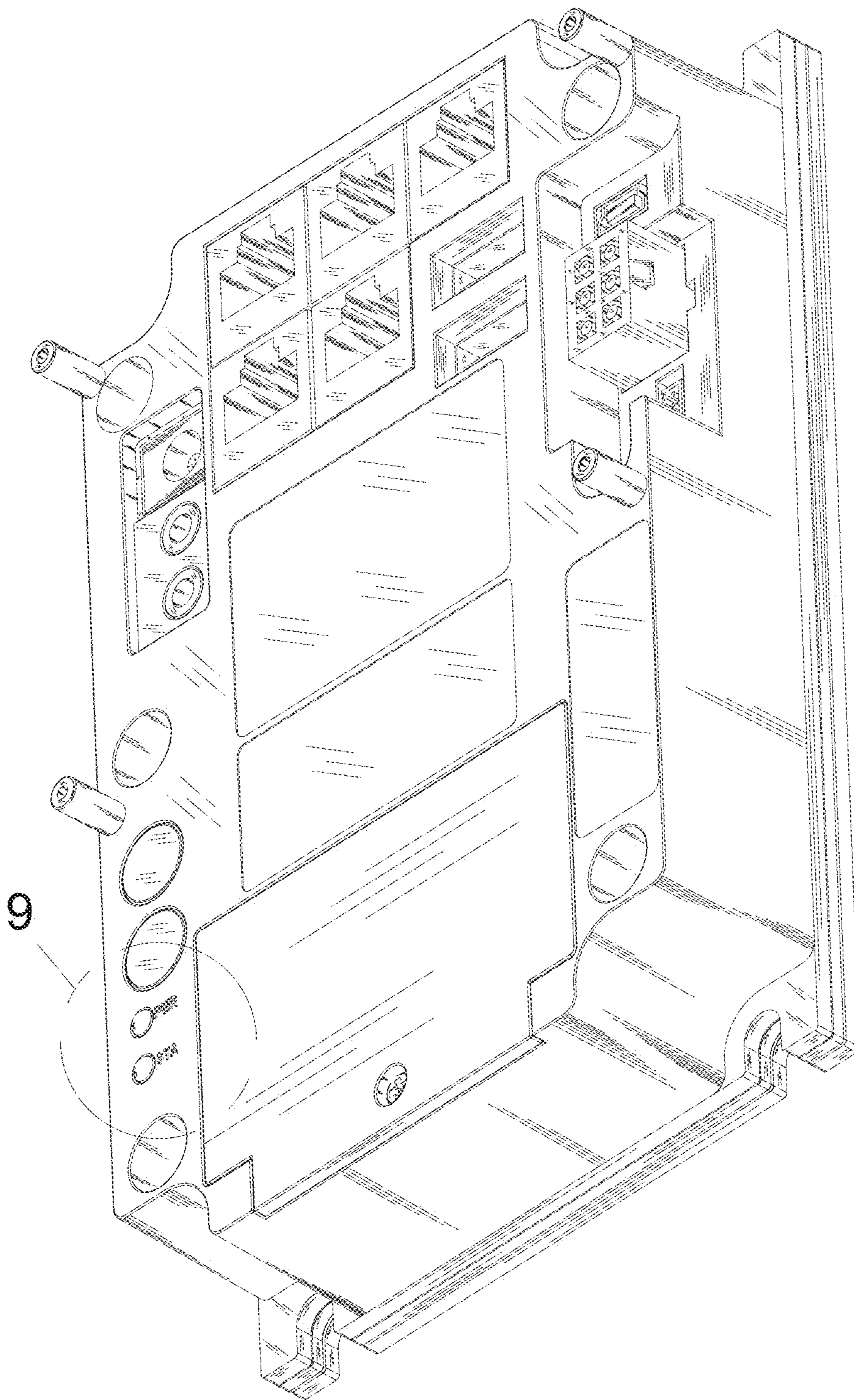


FIG. 2




FIG. 3

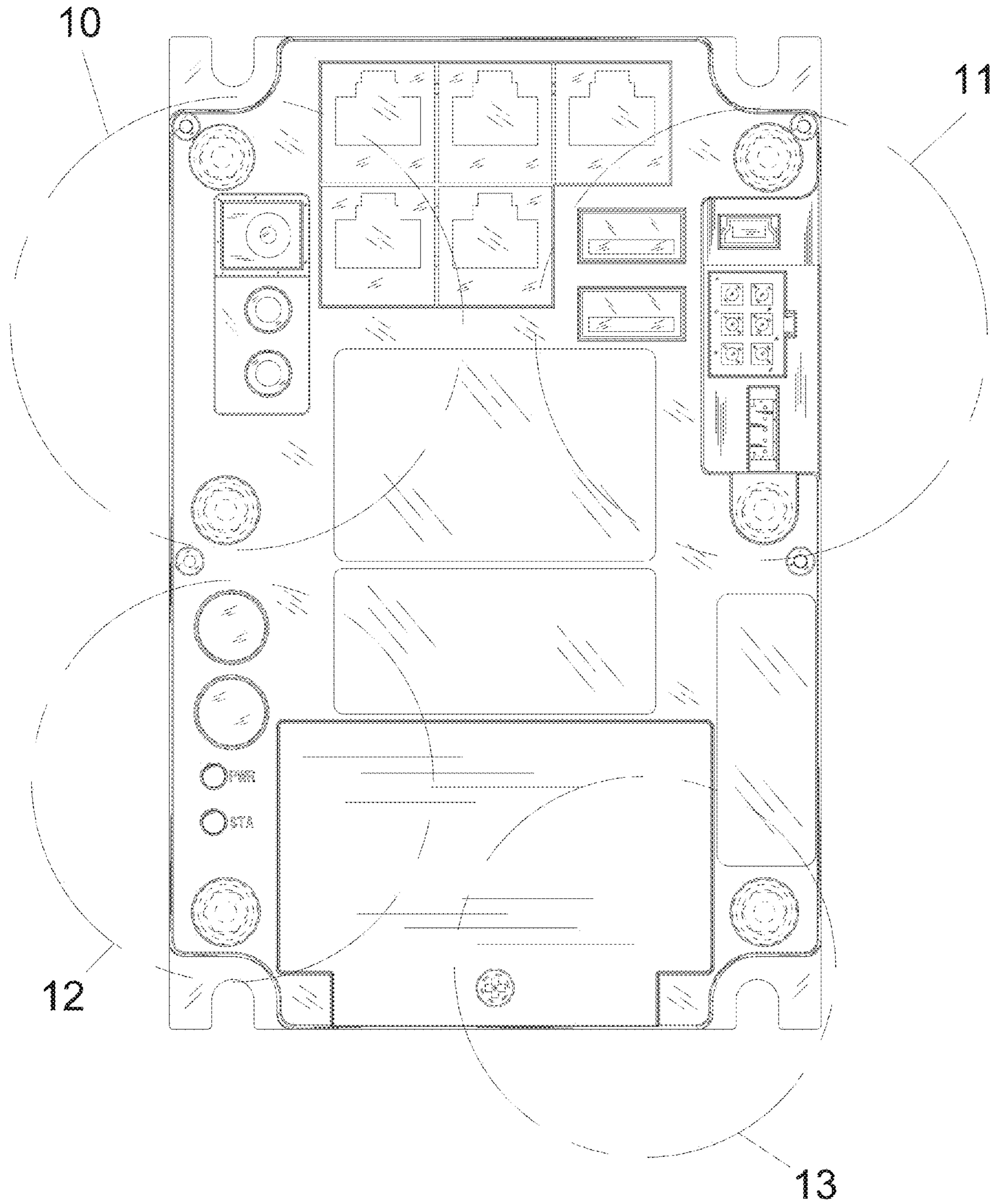


FIG. 4



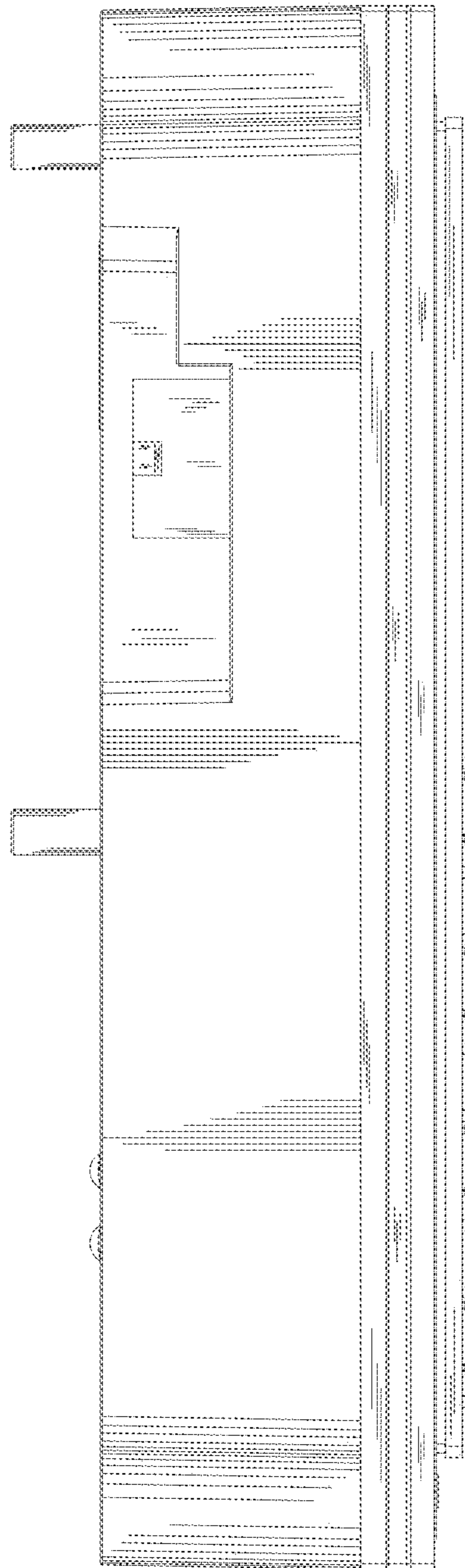


FIG. 5

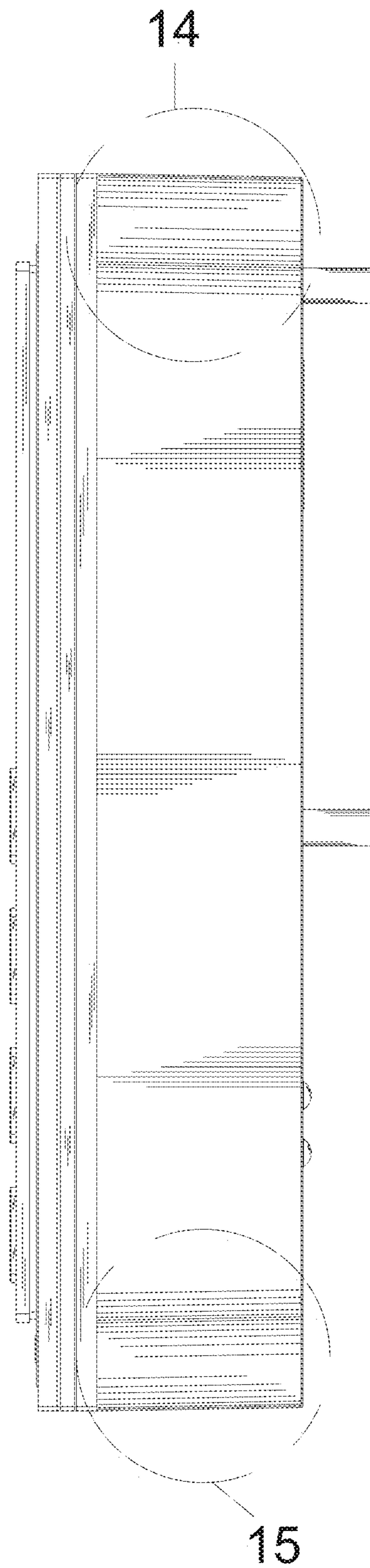


FIG. 6






FIG. 7




FIG. 8

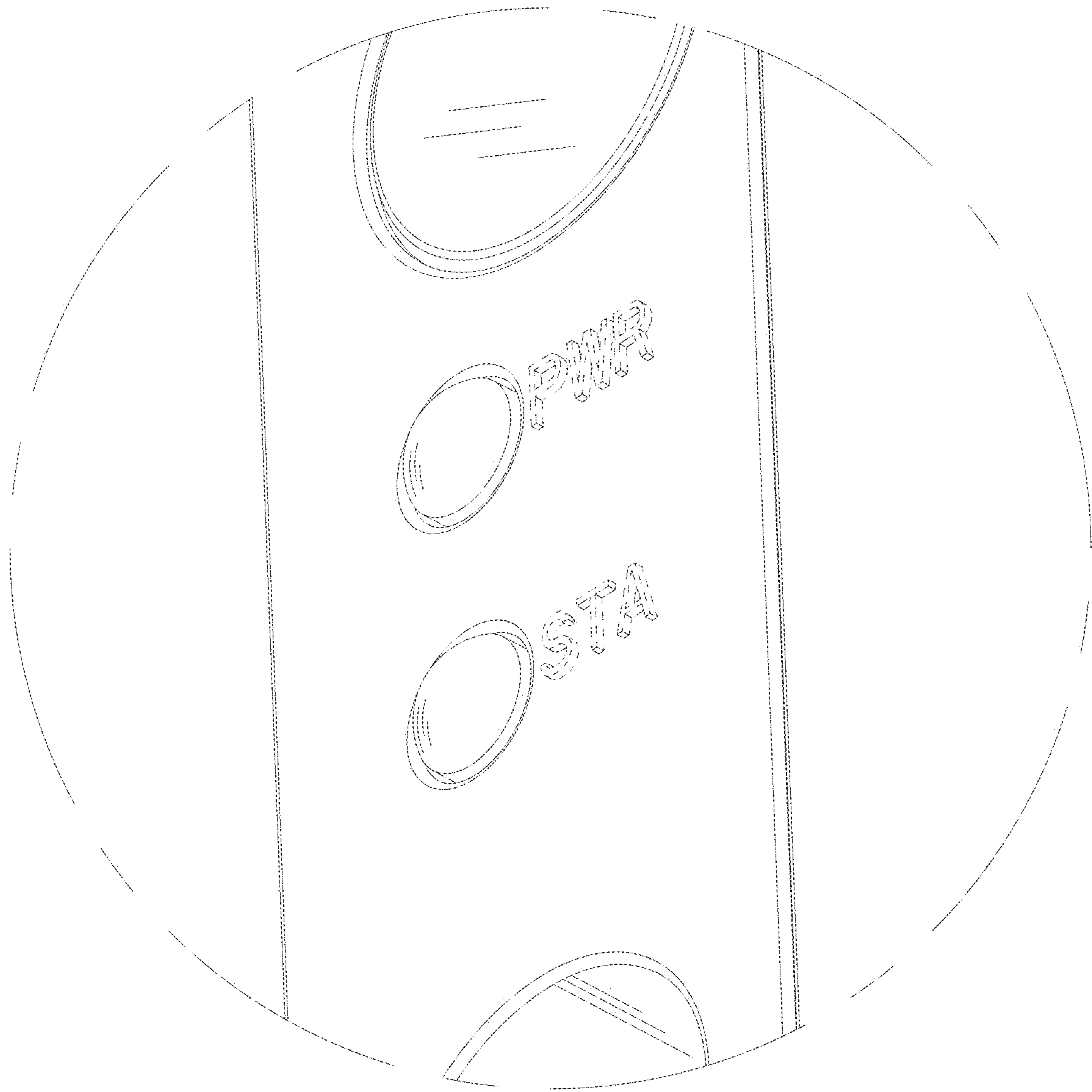


FIG. 9



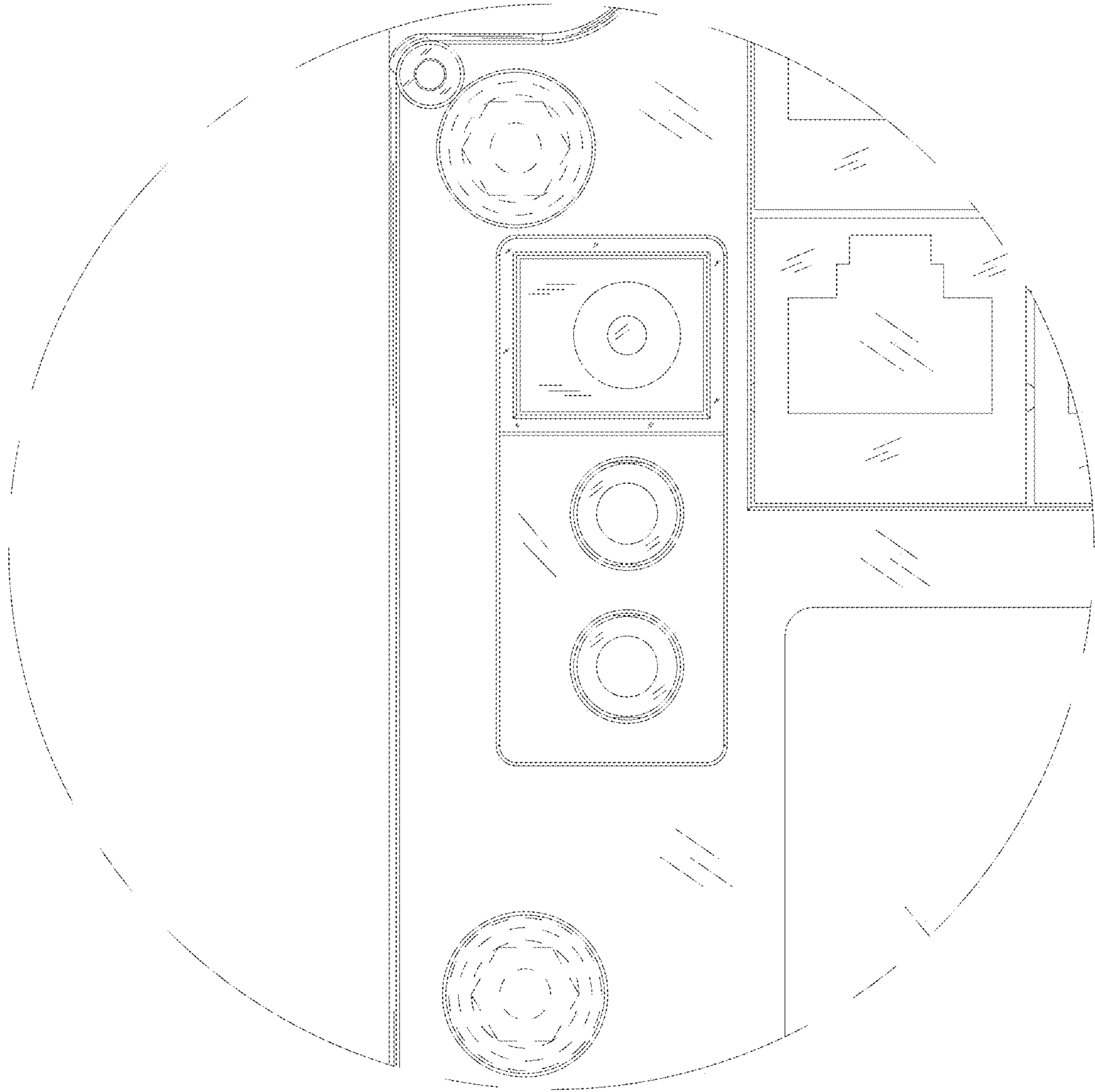


FIG. 10

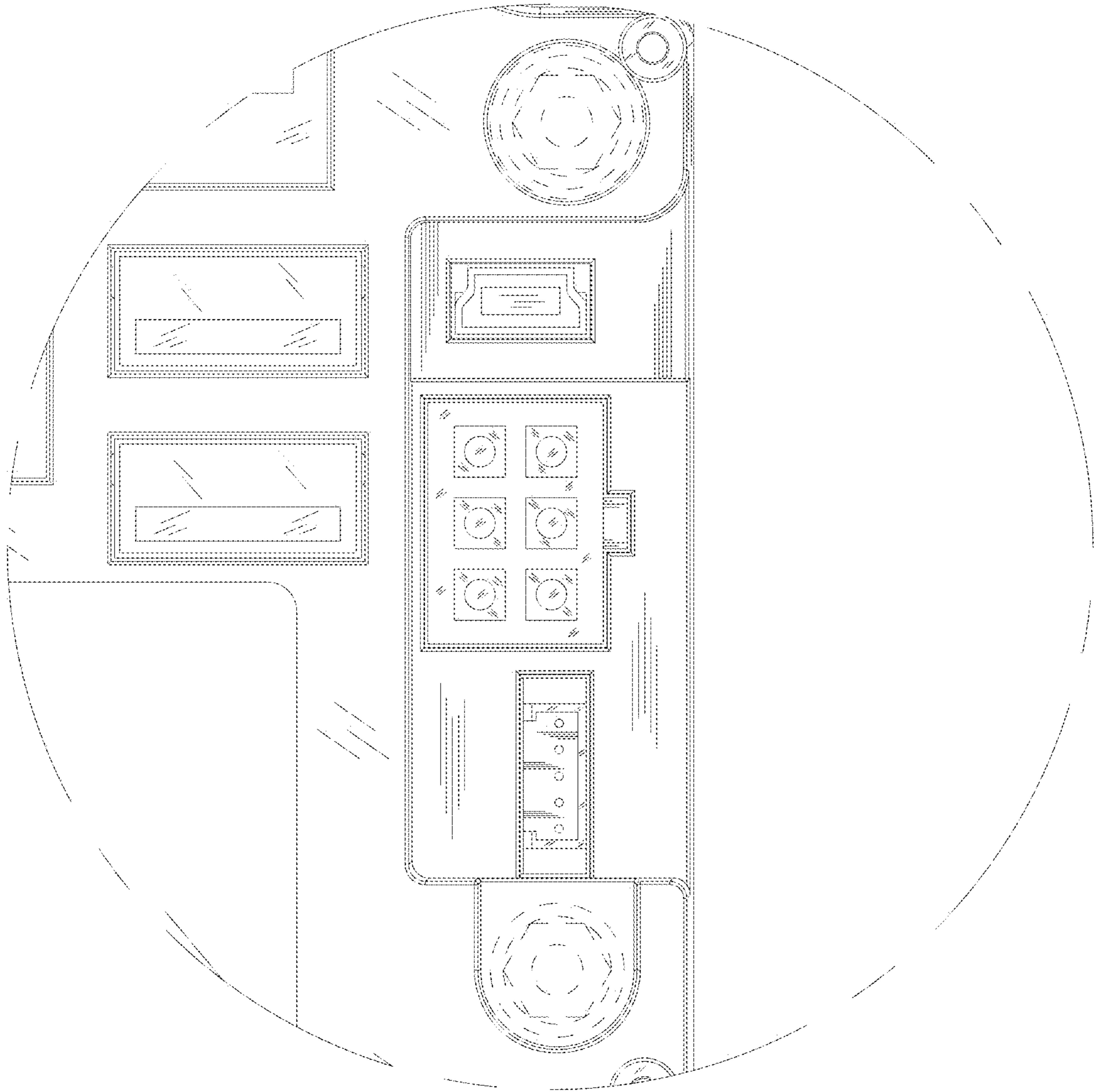


FIG. 11

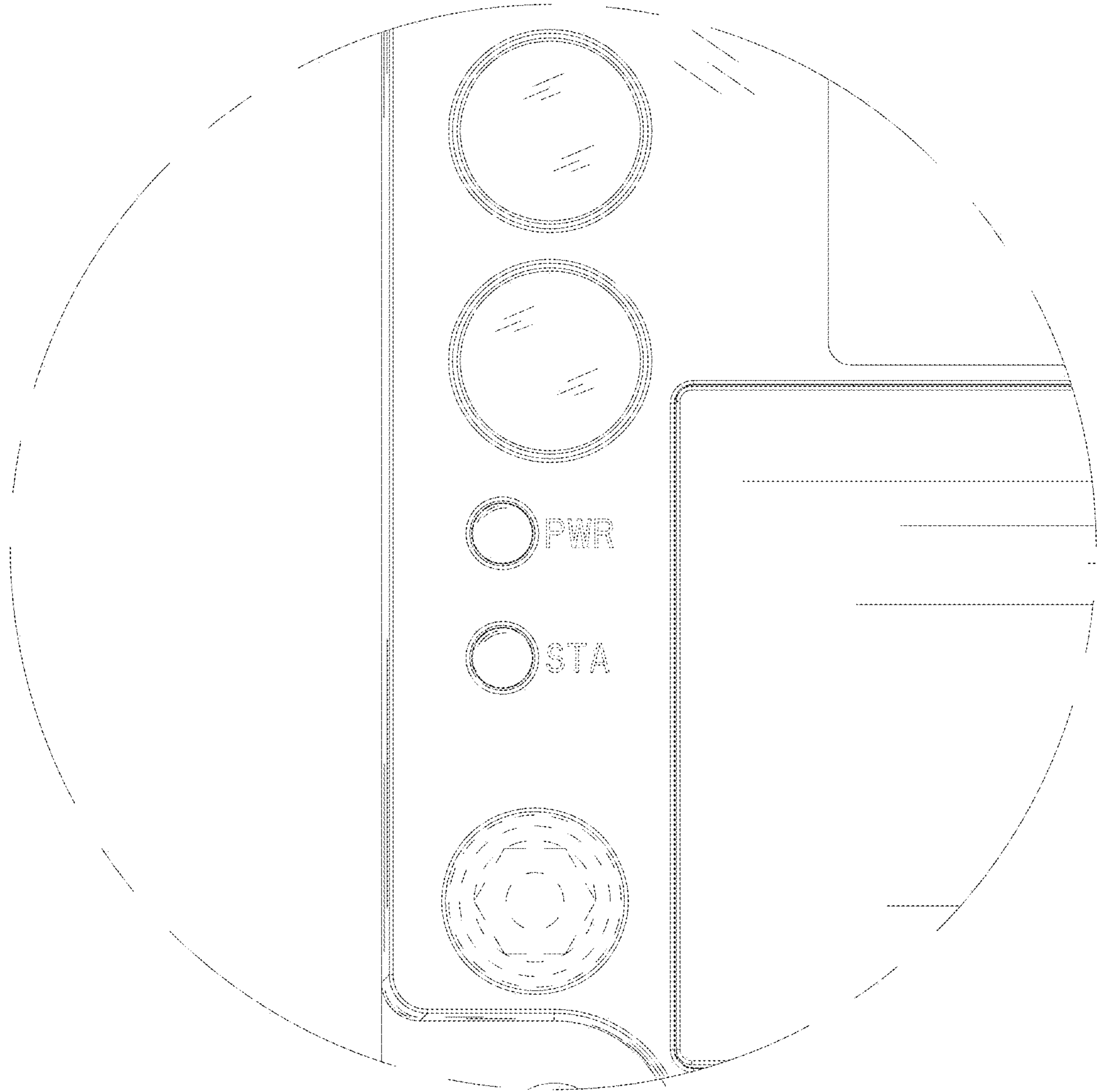


FIG. 12



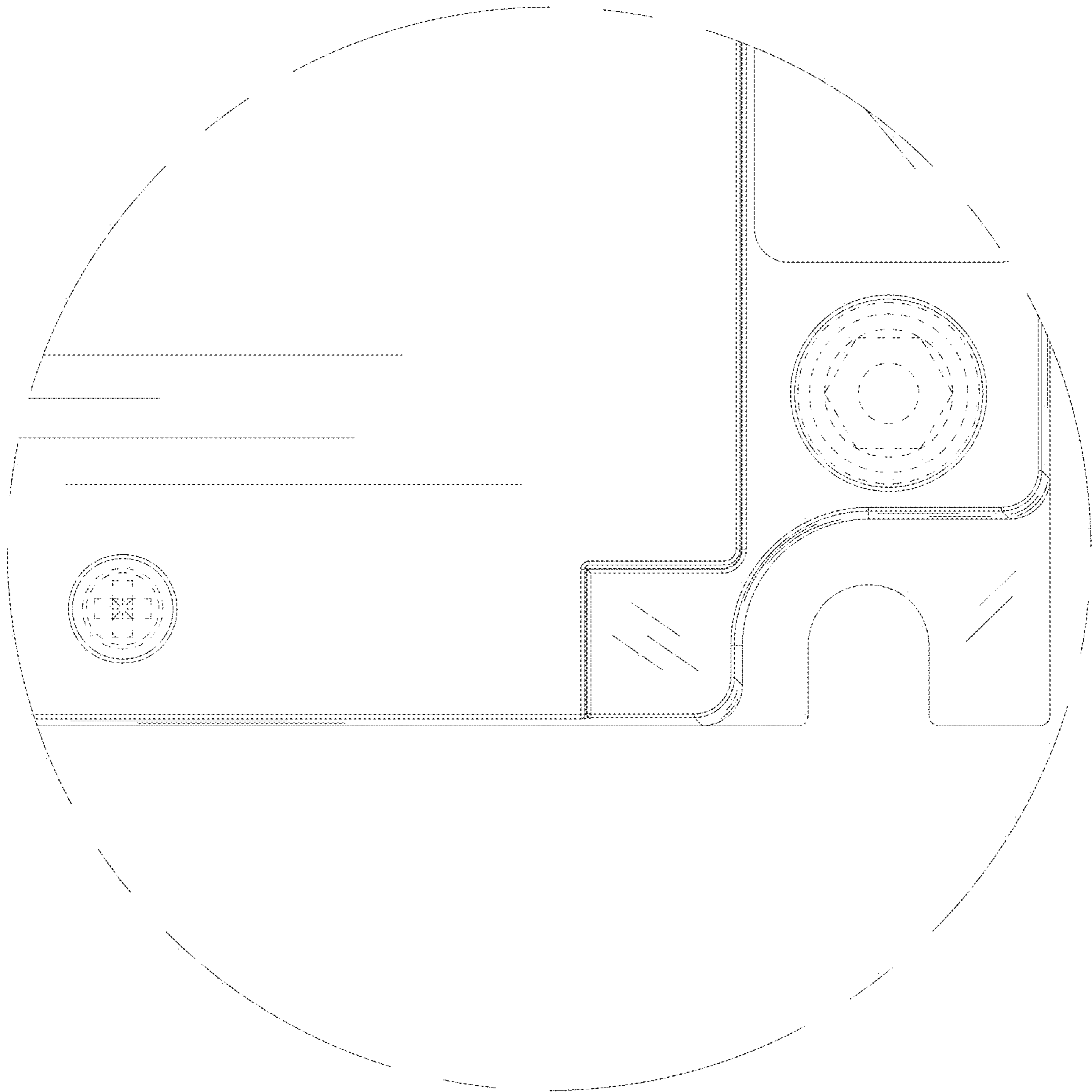


FIG. 13




FIG. 14

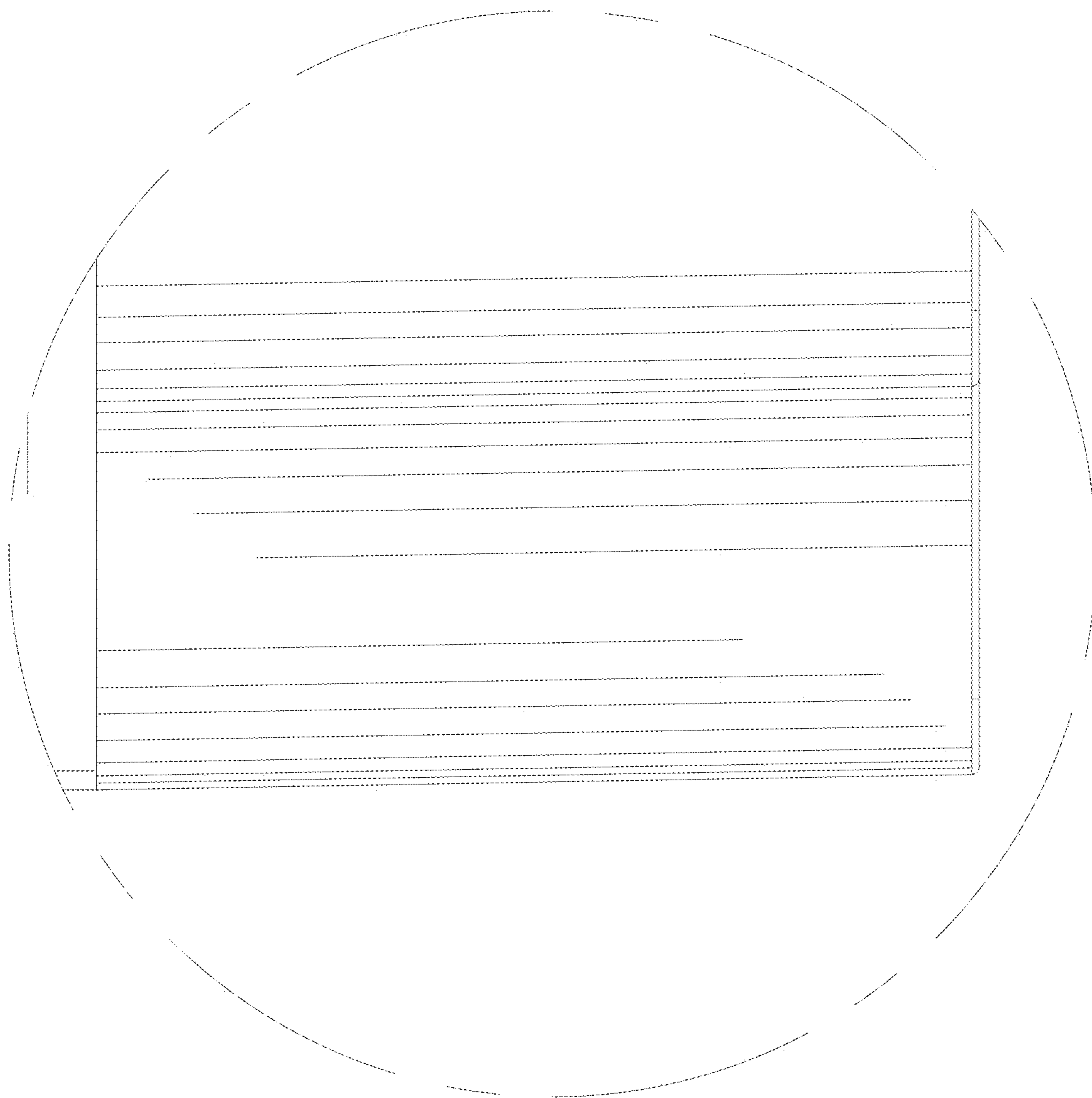


FIG. 15