



US00D923679S

(12) **United States Design Patent**  
**Wappler et al.**

(10) **Patent No.:** **US D923,679 S**

(45) **Date of Patent:** **\*\* Jun. 29, 2021**

(54) **ROBOT**

(71) Applicant: **AGILE ROBOTS AG**, Gilching (DE)

(72) Inventors: **Fabian Wappler**, Gilching (DE);  
**Daniel Dürr**, Gilching (DE)

(73) Assignee: **Agile Robots AG**, Gilching (DE)

(\*\*) Term: **15 Years**

(21) Appl. No.: **29/730,127**

(22) Filed: **Apr. 1, 2020**

(30) **Foreign Application Priority Data**

Oct. 10, 2019	(EM)	007008610-0001
Oct. 10, 2019	(EM)	007008610-0002
Oct. 10, 2019	(EM)	007008610-0003
Oct. 10, 2019	(EM)	007008610-0004
Oct. 10, 2019	(EM)	007008610-0005

(51) **LOC (13) Cl.** ..... **15-99**

(52) **U.S. Cl.**  
USPC ..... **D15/199**

(58) **Field of Classification Search**  
USPC ..... D15/122, 199; D21/578-583; D32/21;  
D34/34  
CPC .... B25J 9/046; B25J 9/042; B25J 9/06; H01L  
21/67766  
See application file for complete search history.

(56) **References Cited**

**U.S. PATENT DOCUMENTS**

D616,477 S *	5/2010	Long	D15/199
D616,909 S *	6/2010	Long	D15/199
D636,803 S *	4/2011	Nakagiri	D15/199
D650,820 S *	12/2011	Long	D15/199
D651,627 S *	1/2012	Long	D15/199
D677,294 S *	3/2013	Long	D15/199
D690,753 S *	10/2013	Liu	D15/199
D692,041 S *	10/2013	Selic	D15/199

D707,277 S *	6/2014	Olsson	D15/199
D716,357 S *	10/2014	Gombert	D15/199
D766,348 S *	9/2016	Long	D15/199

(Continued)

*Primary Examiner* — Patricia A Palasik

(74) *Attorney, Agent, or Firm* — Sutton Magidoff  
Barkume LLP


(57) **CLAIM**

The ornamental design for a robot, as shown and described.

**DESCRIPTION**

FIG. 1 is a front view of a robot showing our new design;  
FIG. 2 is a rear view thereof;  
FIG. 3 is a right side elevational view thereof;  
FIG. 4 is a left side elevational view thereof;  
FIG. 5 is a top plan view thereof;  
FIG. 6 is a bottom plan view thereof;  
FIG. 7 is a 90-degree front view thereof;  
FIG. 8 is a 90-degree rear view thereof;  
FIG. 9 is a 90-degree right side devotional view thereof;  
FIG. 10 is a 90-degree left side elevational view thereof;  
FIG. 11 is a 90-degree top plan view thereof;  
FIG. 12 is a 90-degree bottom plan view thereof;  
FIG. 13 is a 180-degree front view thereof;  
FIG. 14 is a 180-degree rear view thereof;  
FIG. 15 is a 180-degree right side elevational view thereof;  
FIG. 16 is a 180-degree left side devotional view thereof;  
FIG. 17 is a 180-degree top plan view thereof;  
FIG. 18 is a 180-degree bottom plan view thereof;  
FIG. 19 is a flexed front perspective view thereof;  
FIG. 20 is a flexed back perspective view thereof;  
FIG. 21 is another flexed perspective view thereof;  
FIG. 22 is another flexed perspective view thereof;  
FIG. 23 is a flexed top plan view thereof; and,  
FIG. 24 is a right side elevational flexed view thereof.

**1 Claim, 20 Drawing Sheets**



(56)

References Cited

U.S. PATENT DOCUMENTS

D776,178	S *	1/2017	Ries .....	D15/199
D802,041	S *	11/2017	He .....	D15/199
D830,439	S *	10/2018	Park .....	D15/199
D837,853	S *	1/2019	Deng .....	D15/199
D841,065	S *	2/2019	Hontani .....	D15/199
D841,712	S *	2/2019	Hontani .....	D15/199
D852,862	S *	7/2019	Dosho .....	D15/199
D852,863	S *	7/2019	Dosho .....	D15/199
D865,828	S *	11/2019	Bogart .....	D15/199
D870,169	S *	12/2019	Dosho .....	D15/199
D873,878	S *	1/2020	Vazquez .....	D15/199
D874,530	S *	2/2020	Haddadin .....	D15/199
D877,787	S *	3/2020	Kinoshita .....	D15/199
D885,452	S *	5/2020	Haddadin .....	D15/199
D892,889	S *	8/2020	Random .....	D15/199
D905,774	S *	12/2020	Inoue .....	D15/199
D915,487	S *	4/2021	Sell .....	D15/199
2013/0255426	A1 *	10/2013	Kassow .....	B25J 18/00 74/490.03
2015/0127151	A1 *	5/2015	Riedel .....	B25J 9/1643 700/250
2016/0016320	A1 *	1/2016	Rothfuss .....	A61B 34/30 74/490.03

\* cited by examiner




Figure 1




Figure 2

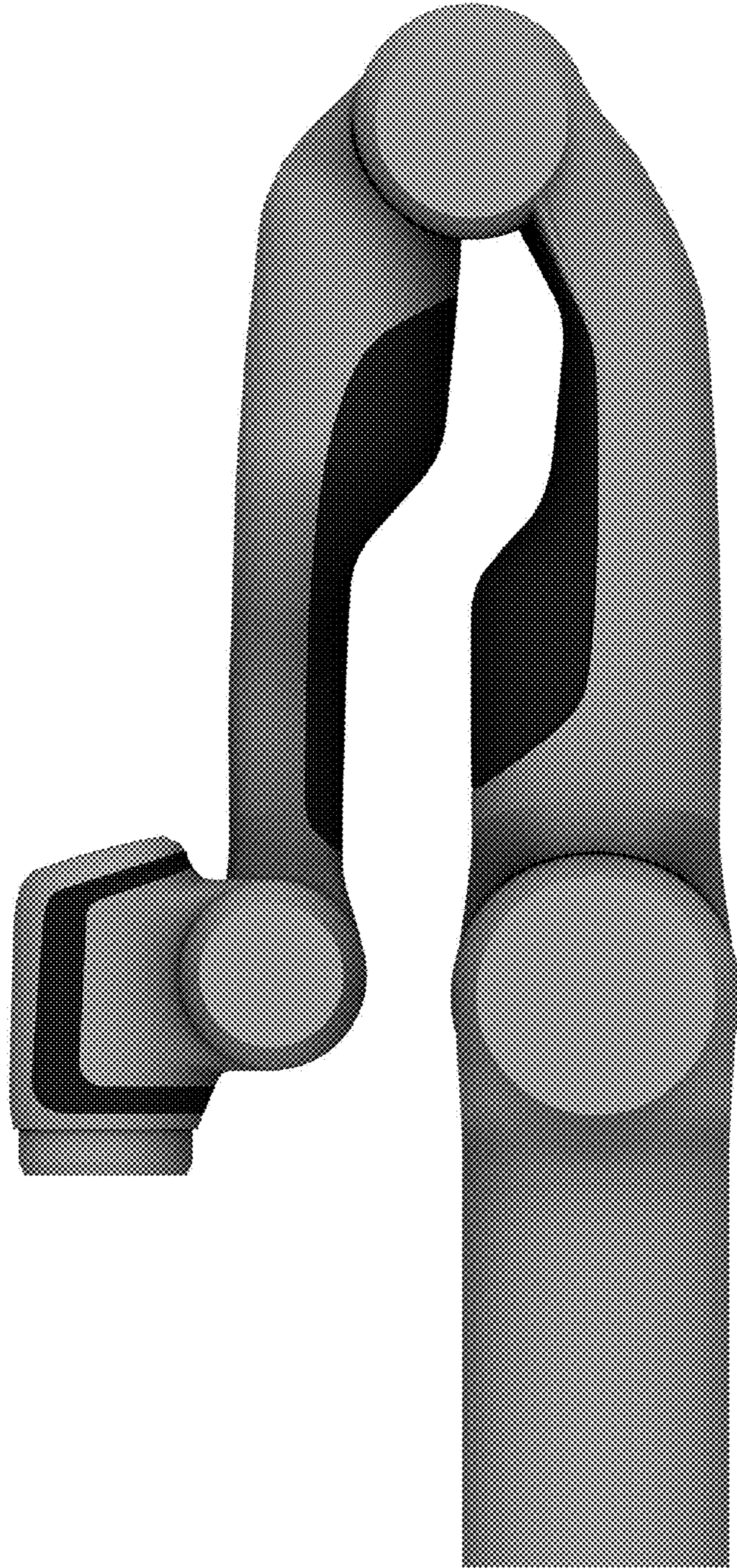


Figure 3

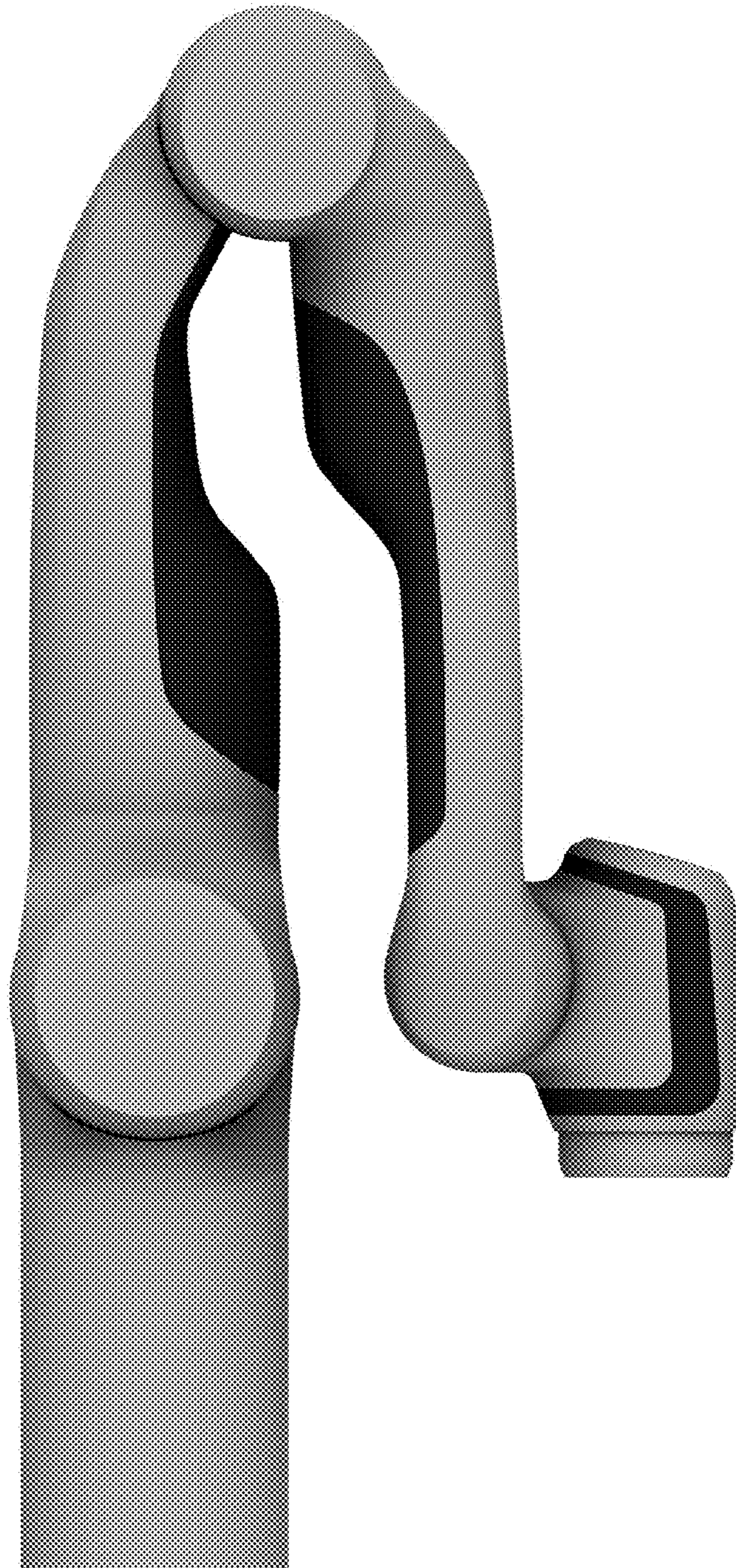


Figure 4




Figure 5




Figure 6




Figure 7






Figure 8




Figure 9



Figure 10




Figure 11




Figure 12




Figure 13




Figure 14

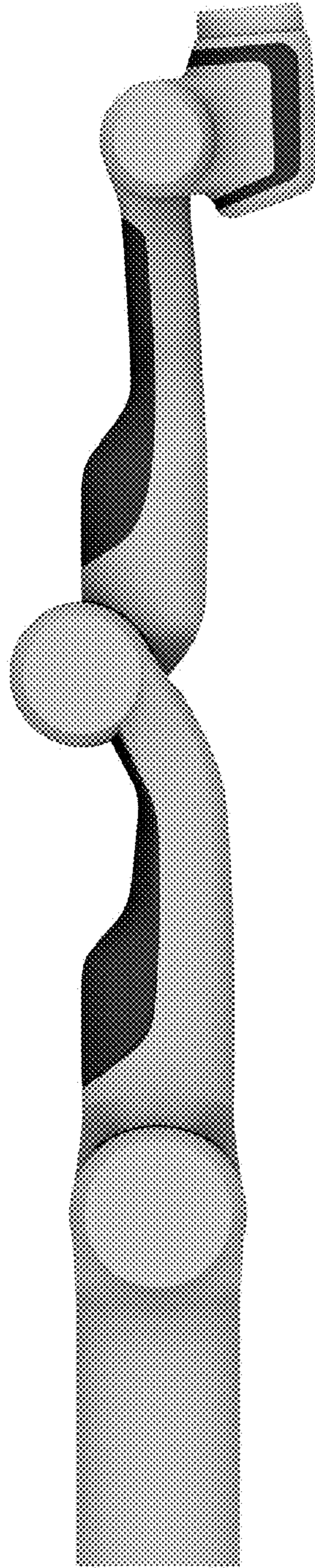


Figure 15



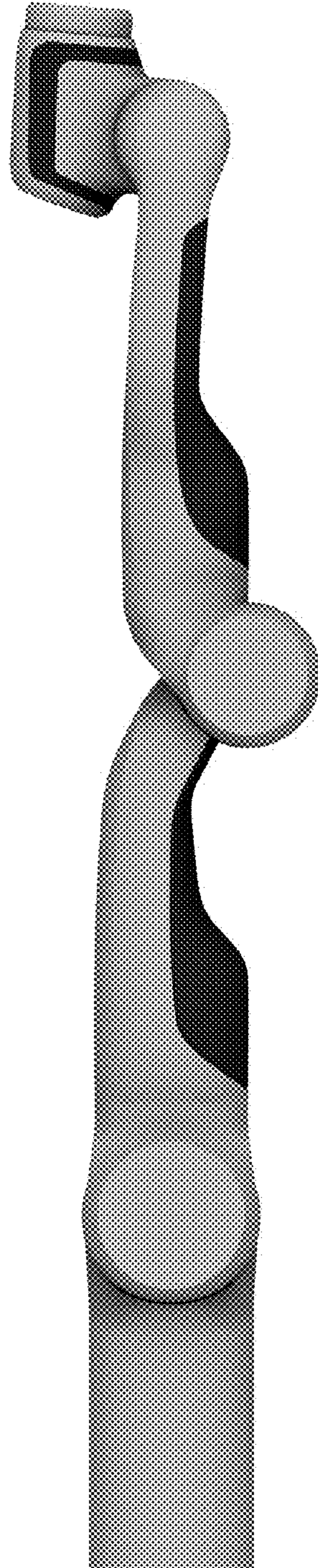


Figure 16

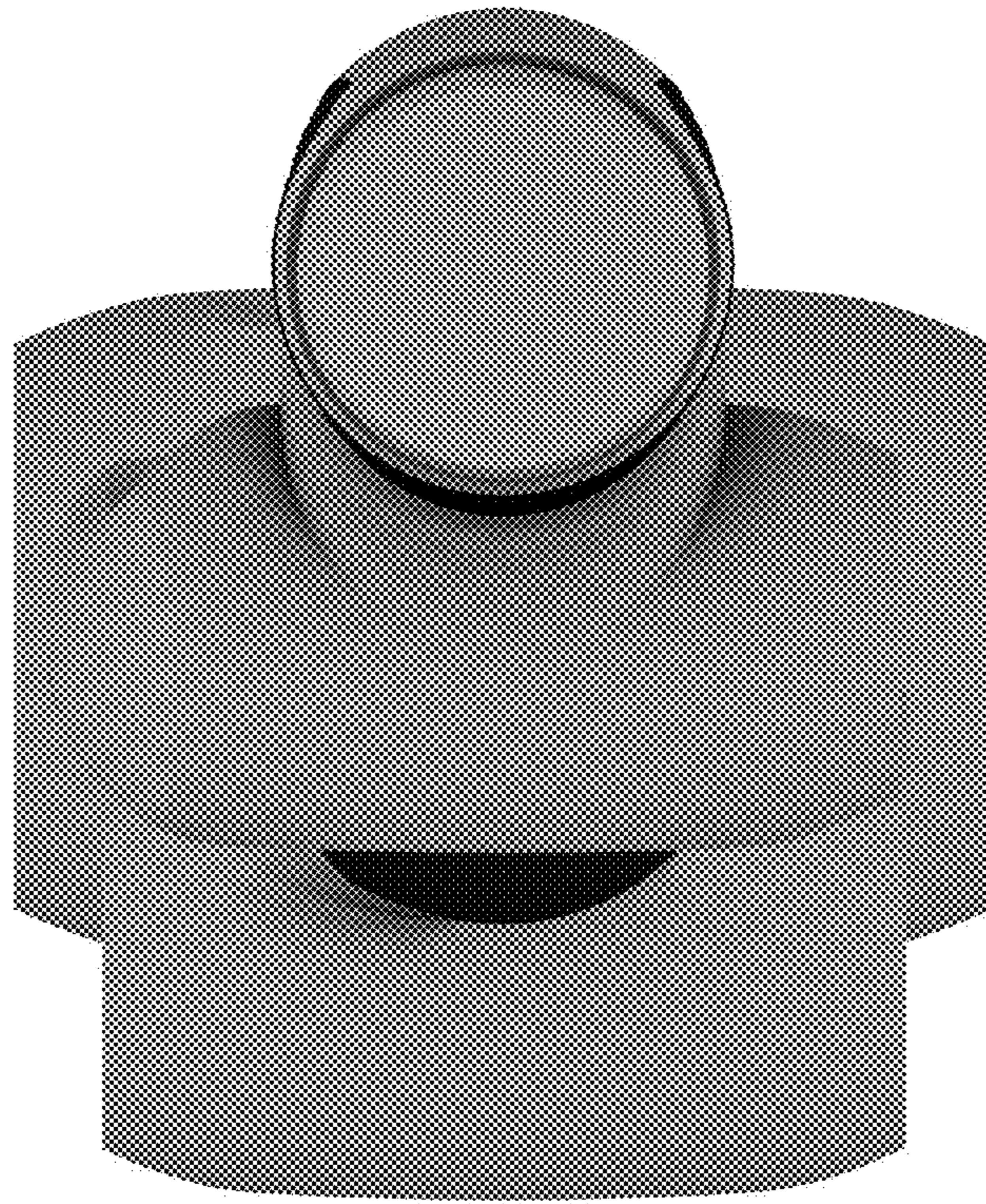


Figure 17




Figure 18

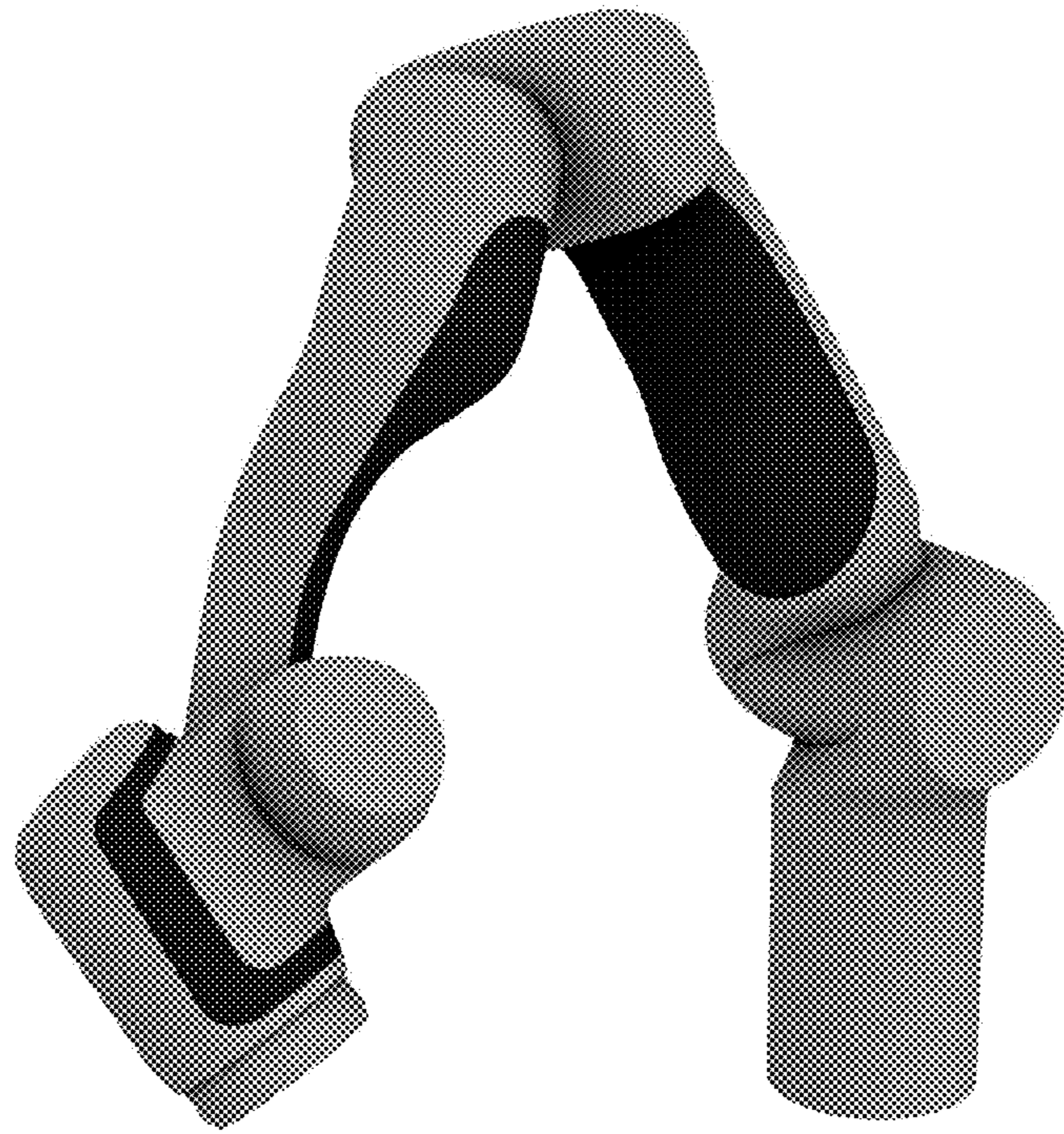


Figure 19

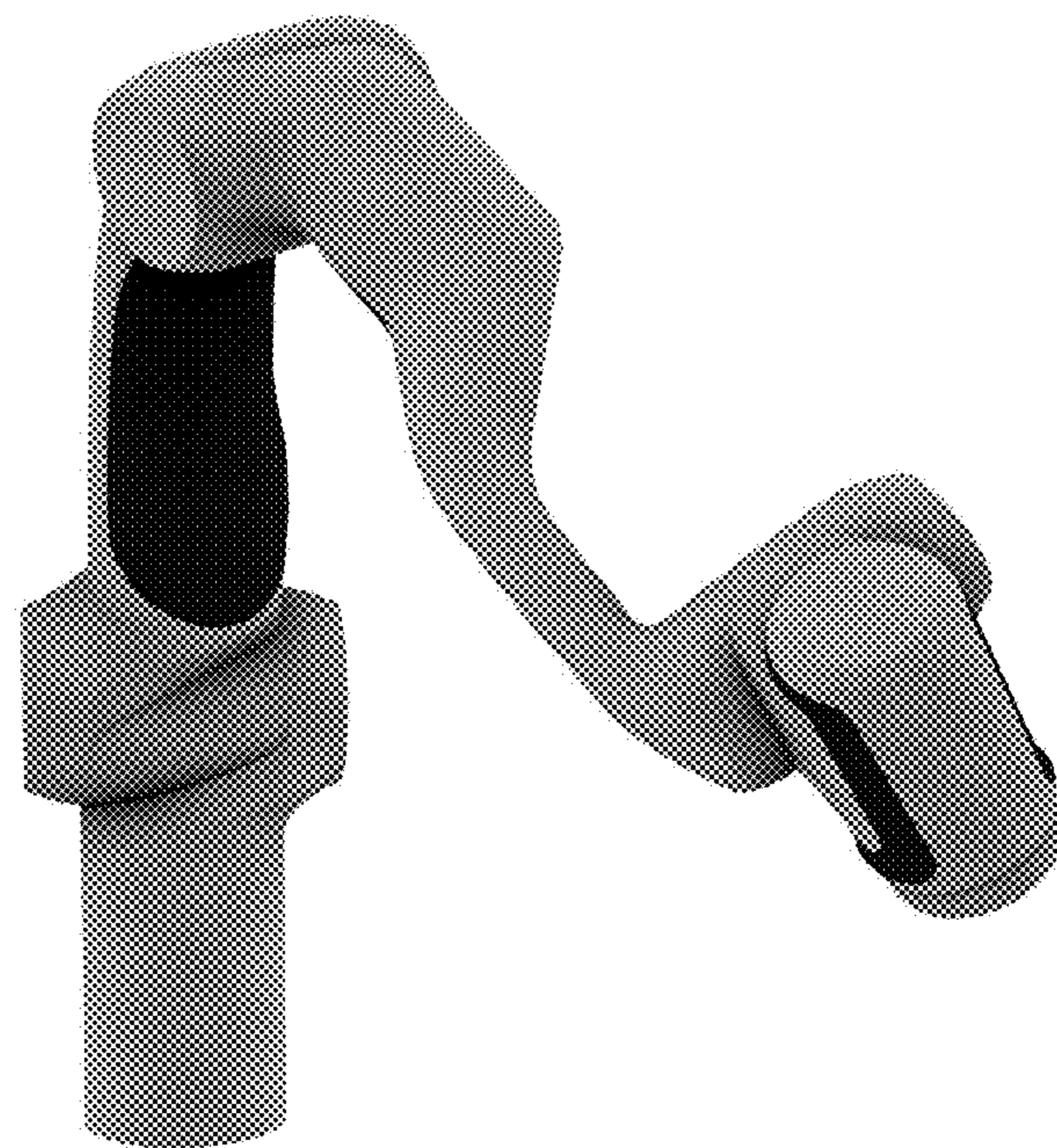


Figure 20

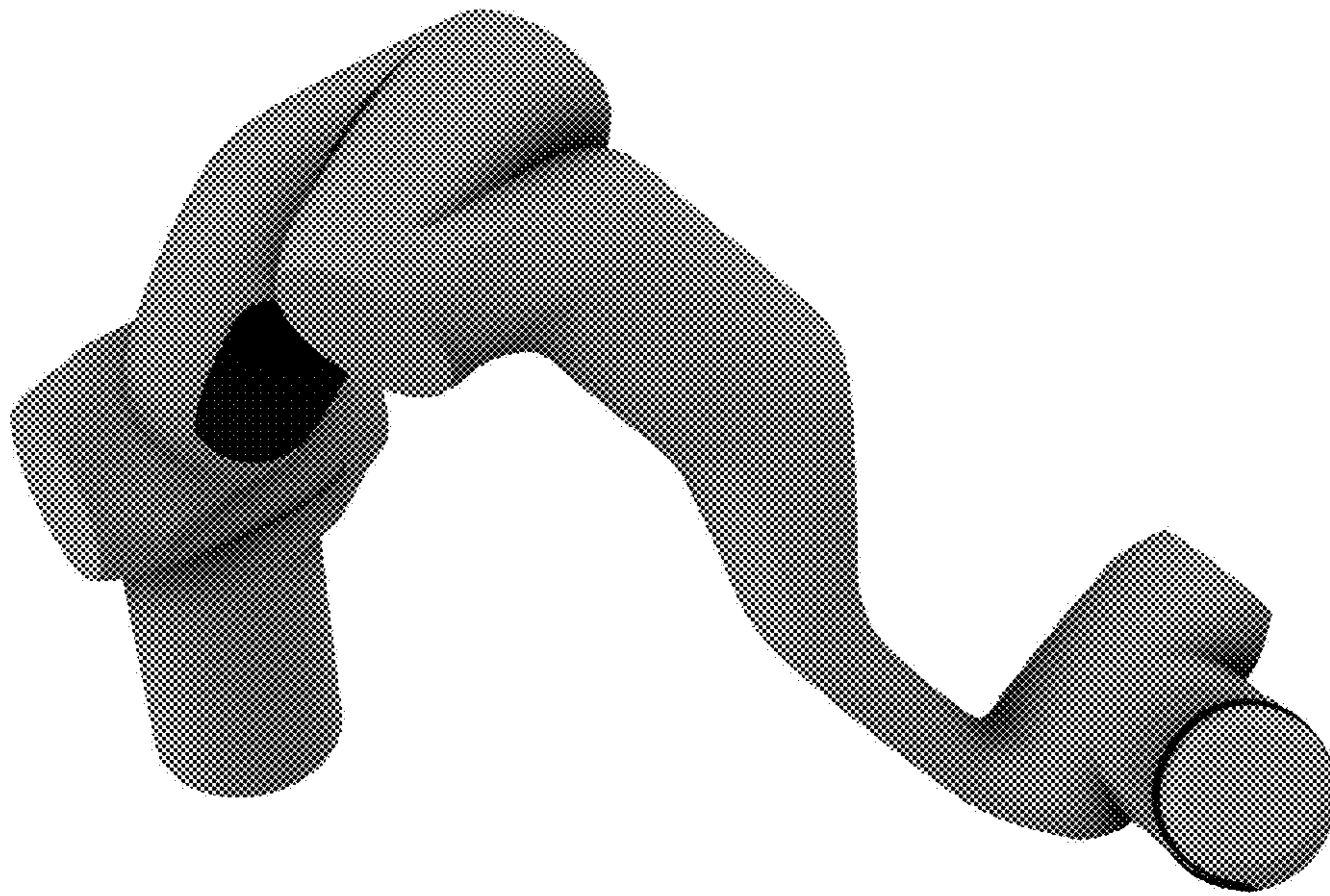


Figure 21




Figure 22




Figure 23




Figure 24