



US00D923669S

(12) **United States Design Patent** (10) **Patent No.:** **US D923,669 S**
Tavares Andre (45) **Date of Patent:** **** Jun. 29, 2021**

(54) **MACHINE TOOL FOR DRILLING DEEP HOLES**

(56) **References Cited**

(71) Applicant: **CHETOCORPORATION, S.A.**,
Loureiro OAZ (PT)

(72) Inventor: **Sergio David Tavares Andre**, Vale de
Cambra (PT)

(73) Assignee: **CHETOCORPORATION, S.A.**,
Loureiro Oaz (PT)

(**) Term: **15 Years**

(21) Appl. No.: **29/660,954**

(22) Filed: **Aug. 23, 2018**

U.S. PATENT DOCUMENTS

D266,520 S * 10/1982 Engel D15/122
4,443,929 A * 4/1984 Bayer B23Q 3/15713
483/32
D277,679 S * 2/1985 Kitamura D15/122
4,651,404 A * 3/1987 Shorrock B23Q 11/005
29/563
4,704,773 A * 11/1987 Quinart B23B 3/06
29/27 C
D302,163 S * 7/1989 Itoh D15/122
5,175,408 A * 12/1992 Takashima B23H 7/36
219/69.14
5,273,124 A * 12/1993 Lloyd E21B 3/02
173/185
D379,998 S * 6/1997 Marinkovic D15/124
D388,103 S * 12/1997 Gotou D15/122
5,782,151 A * 7/1998 Shiramasa B23Q 5/40
409/134

(Continued)

Related U.S. Application Data

(62) Division of application No. 35/503,507, filed on Apr. 12, 2017 (U.S. filing date under 35 U.S.C. 384), and having an international filing date of Apr. 12, 2017, now Pat. No. Des. 869,523.

Primary Examiner — Richard E Chilcot

(74) *Attorney, Agent, or Firm* — Lucas & Mercanti, LLP

(57) **CLAIM**

The ornamental design for machine tool for drilling deep holes, as shown and described.

(30) **Foreign Application Priority Data**

Oct. 13, 2016 (EM) 003417872-0003

(51) **LOC (13) Cl.** **15-09**

(52) **U.S. Cl.**
USPC **D15/122**
CPC **E21B 7/024** (2013.01)

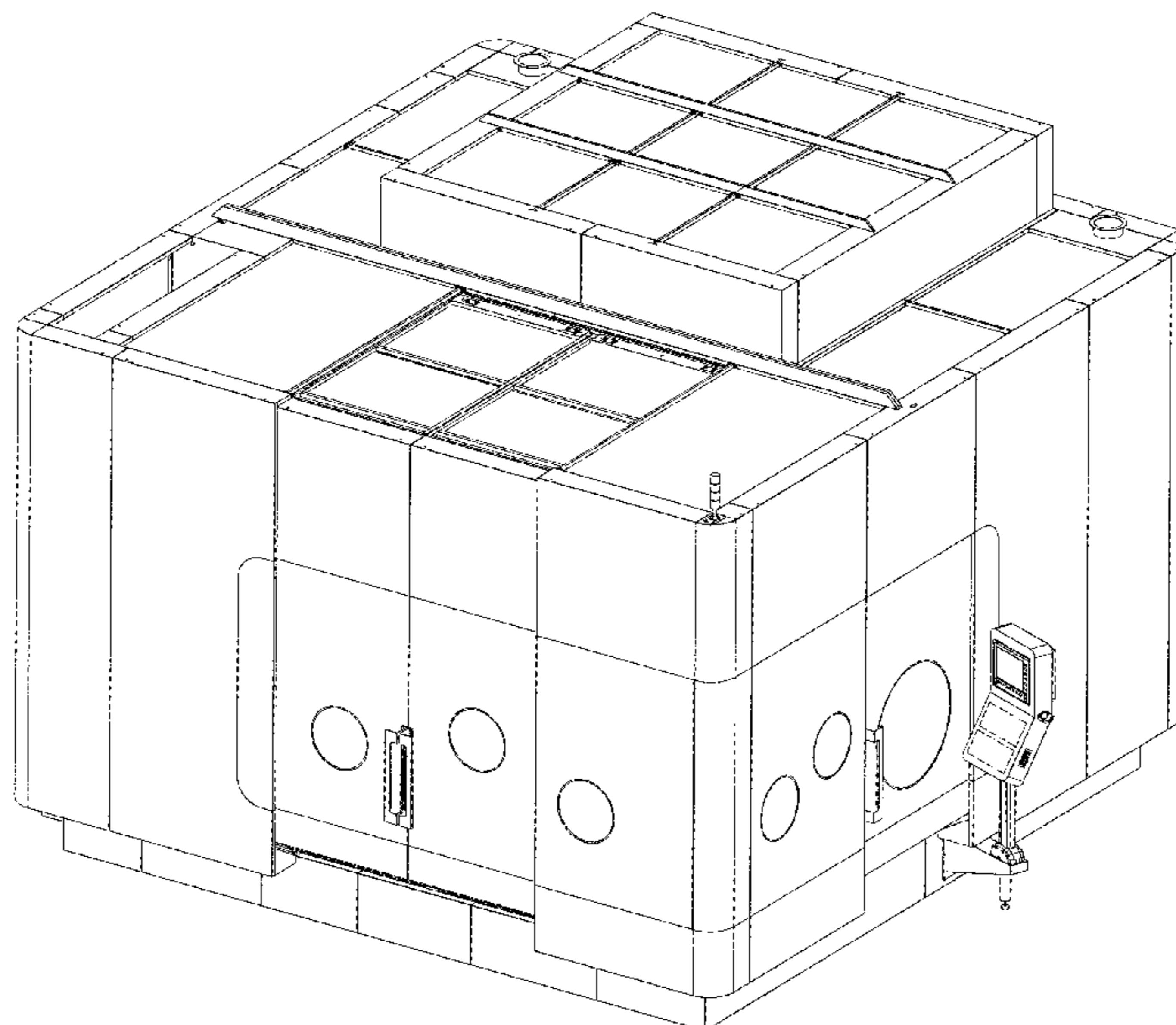
(58) **Field of Classification Search**
USPC D15/21, 122, 132, 199; 173/27, 28, 189,
173/9.5, 9.52; 73/152.4, 152.46
CPC . E21B 7/024; E21B 7/022; E21B 7/02; E21B
7/023; B60G 17/005; B60G 2300/09;
B60G 2300/32; B60G 2300/40; B62D
55/116; B62D 55/104

See application file for complete search history.

DESCRIPTION

FIG. 1 is a top view of a machine tool for drilling deep holes; FIG. 2 is a perspective view of a fourth side and of a first side thereof;
FIG. 3 is a front view of the fourth side thereof;
FIG. 4 is a front view of the first side thereof;
FIG. 5 is a perspective view of a second side and a third side thereof;
FIG. 6 is a front view of the second side thereof; and,
FIG. 7 is a front view of the third side thereof.
The broken lines in the drawings illustrate portions of the machine tool for drilling deep holes that form no part of the claimed design.

1 Claim, 7 Drawing Sheets



(56)

References Cited

U.S. PATENT DOCUMENTS

5,871,426 A * 2/1999 Araki B23Q 3/1576
483/44
D428,025 S * 7/2000 Miyake D15/127
D438,548 S * 3/2001 Inada D15/127
D489,077 S * 4/2004 Bloch D15/122
D495,723 S * 9/2004 Kawamura D15/127
7,013,544 B2 * 3/2006 Yasuda B23Q 7/1431
29/27 C
7,226,403 B2 * 6/2007 Konvicka B23Q 1/012
198/346.1
D548,754 S * 8/2007 Itabashi D15/122
D548,755 S * 8/2007 Takeshima D15/122
D551,268 S * 9/2007 Iwamoto D15/127
D559,871 S * 1/2008 Kittaka D15/122
D567,263 S * 4/2008 Sugihara D15/122
D578,144 S * 10/2008 Arisue D15/122
D637,631 S * 5/2011 Hiroshima D15/122
D649,174 S * 11/2011 Schindler D15/127
D649,567 S * 11/2011 Schindler D15/127
D667,032 S * 9/2012 Egami D15/122
D668,277 S * 10/2012 Miyake D15/127
D668,278 S * 10/2012 Miyake D15/127
D669,104 S * 10/2012 Michl D15/122
D671,969 S * 12/2012 Yang D15/122
D676,881 S * 2/2013 Mueller D15/122

D676,882 S * 2/2013 Mueller D15/122
D680,563 S * 4/2013 Yang D15/122
D690,330 S * 9/2013 Tsuchiyama D15/122
D690,331 S * 9/2013 Kitamura D15/122
D691,645 S * 10/2013 Klien D15/122
D692,936 S * 11/2013 Thoma D15/127
D692,937 S * 11/2013 Thoma D15/127
D693,380 S * 11/2013 Mueller D15/122
D693,859 S * 11/2013 Kitamura D15/122
D694,787 S * 12/2013 Mueller D15/122
D696,315 S * 12/2013 Schmid D15/122
D701,250 S * 3/2014 Thoma D15/127
D701,251 S * 3/2014 Thoma D15/127
D701,252 S * 3/2014 Thoma D15/127
D701,253 S * 3/2014 Thoma D15/127
D707,289 S * 6/2014 Thoma D18/34.8
D716,857 S * 11/2014 Shimano D15/122
D726,789 S * 4/2015 Schmid D15/122
D734,787 S * 7/2015 Schonherr D15/122
D759,133 S * 6/2016 Kitamura D15/122
D759,736 S * 6/2016 Huang D15/122
D759,738 S * 6/2016 Schonherr D15/122
D778,329 S * 2/2017 Grobe D15/122
D780,812 S * 3/2017 Niemczyk D15/21
D783,694 S * 4/2017 Yauchi D15/122
D797,822 S * 9/2017 Grobe D15/122
D808,447 S * 1/2018 Grobe D15/122

* cited by examiner

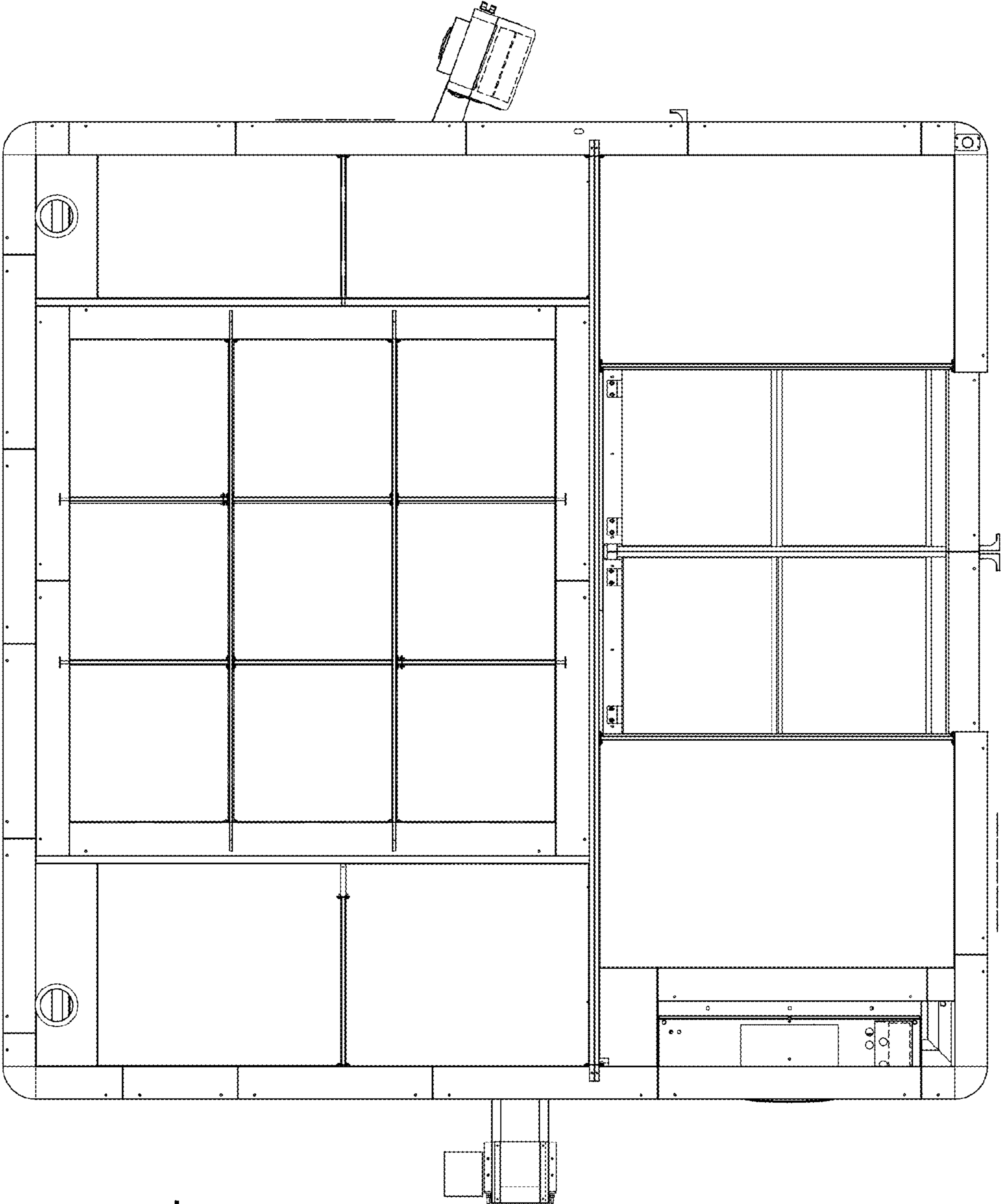


FIG. 1

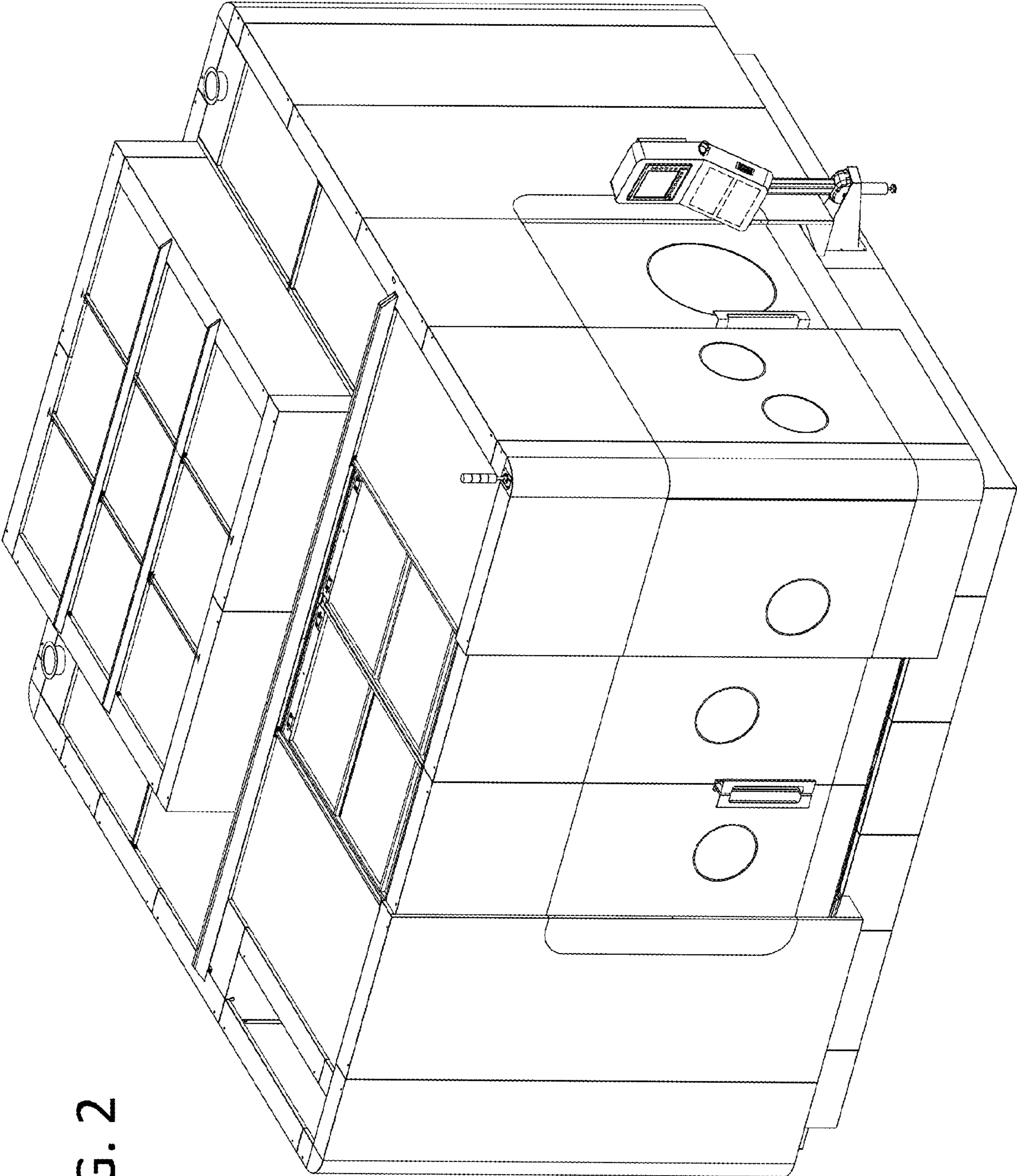


FIG. 2

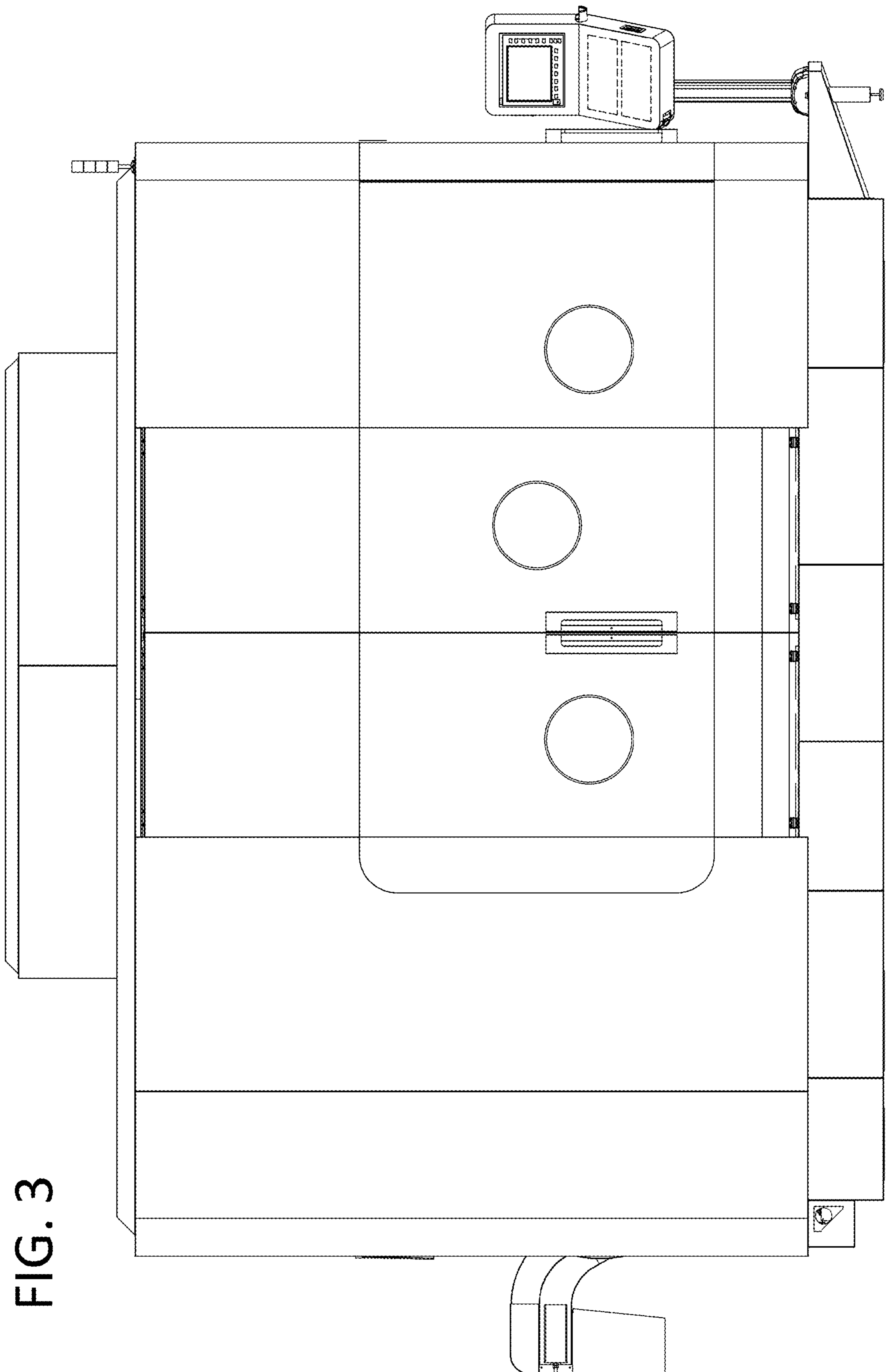


FIG. 3

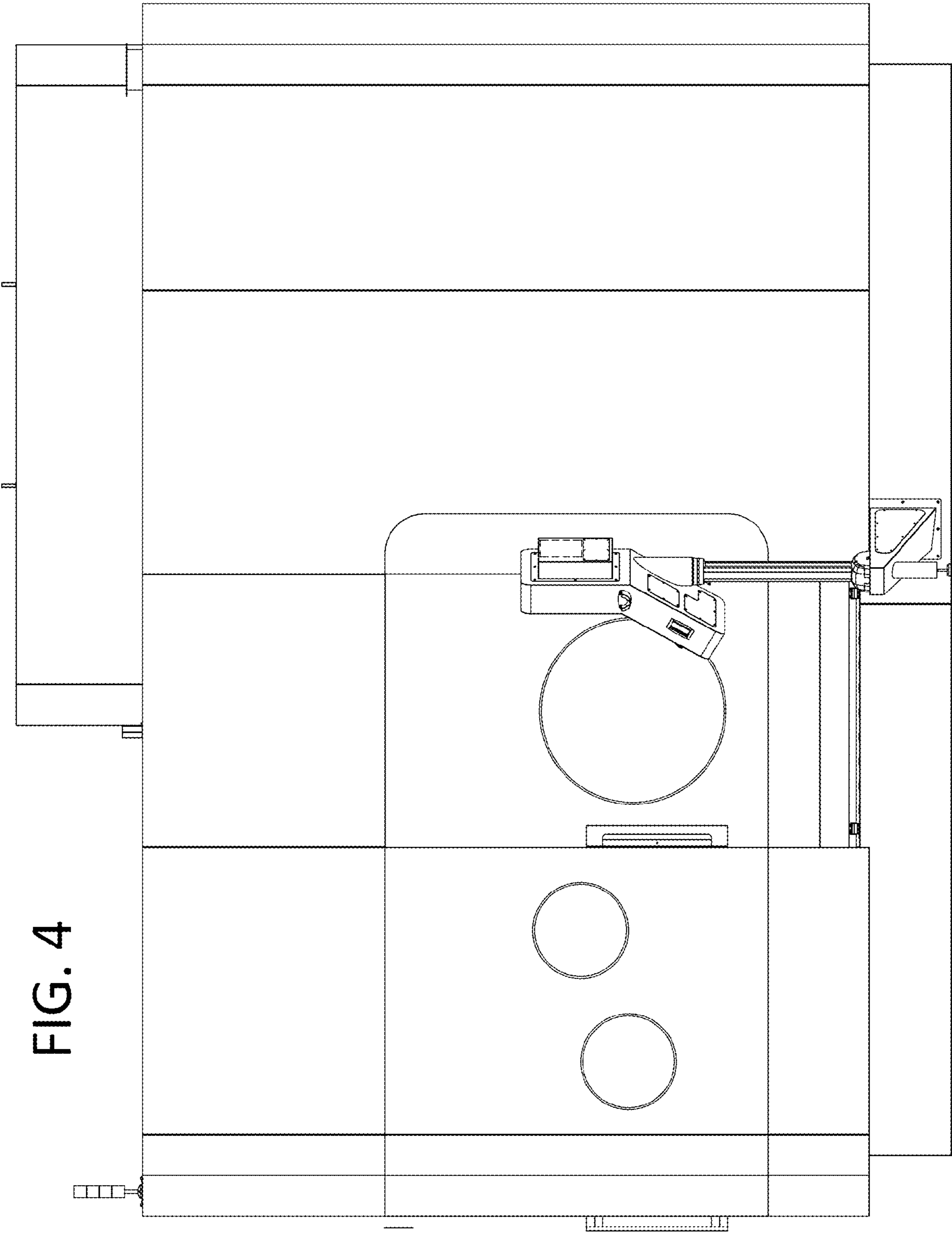


FIG. 4

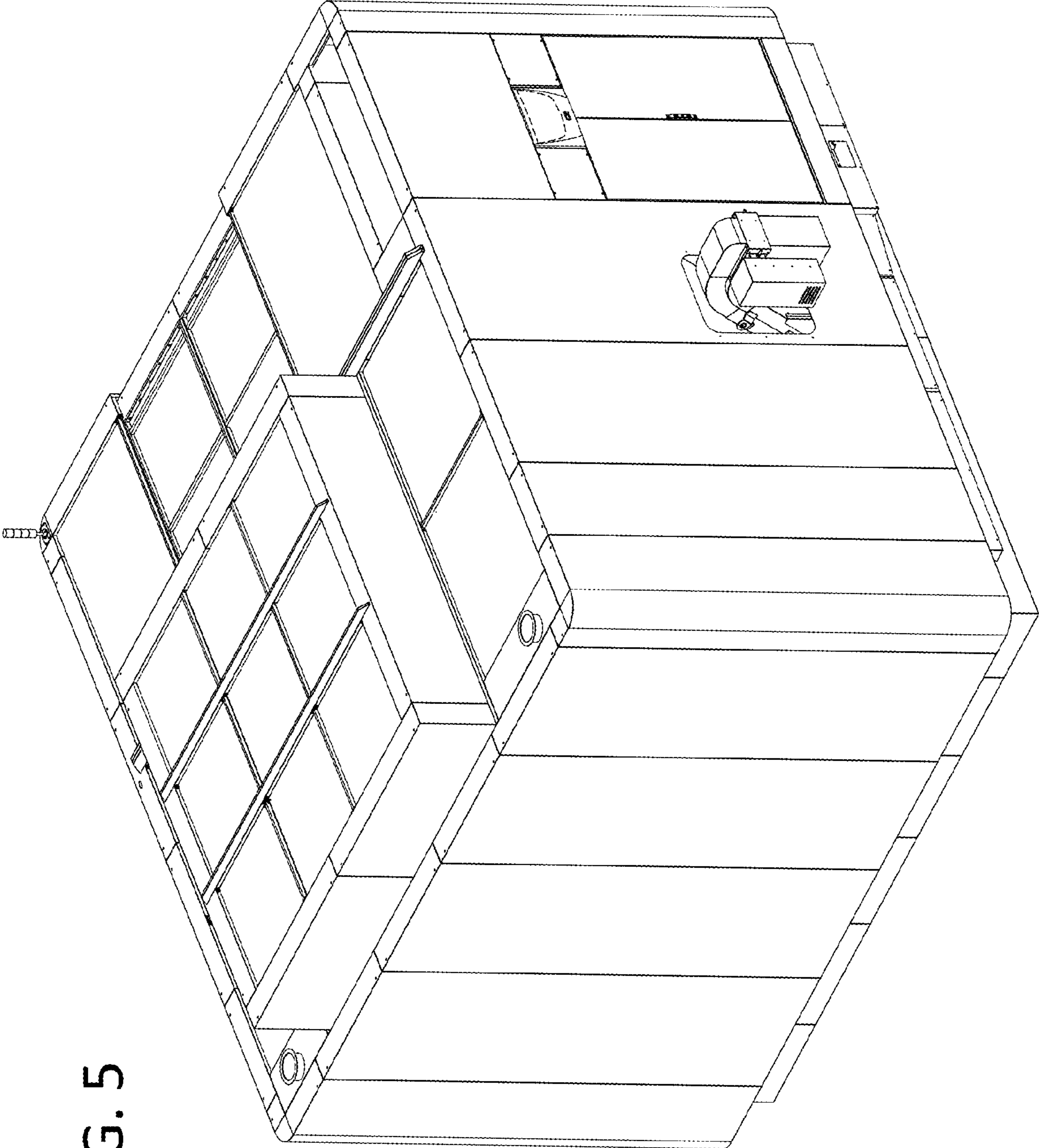


FIG. 5

FIG. 6

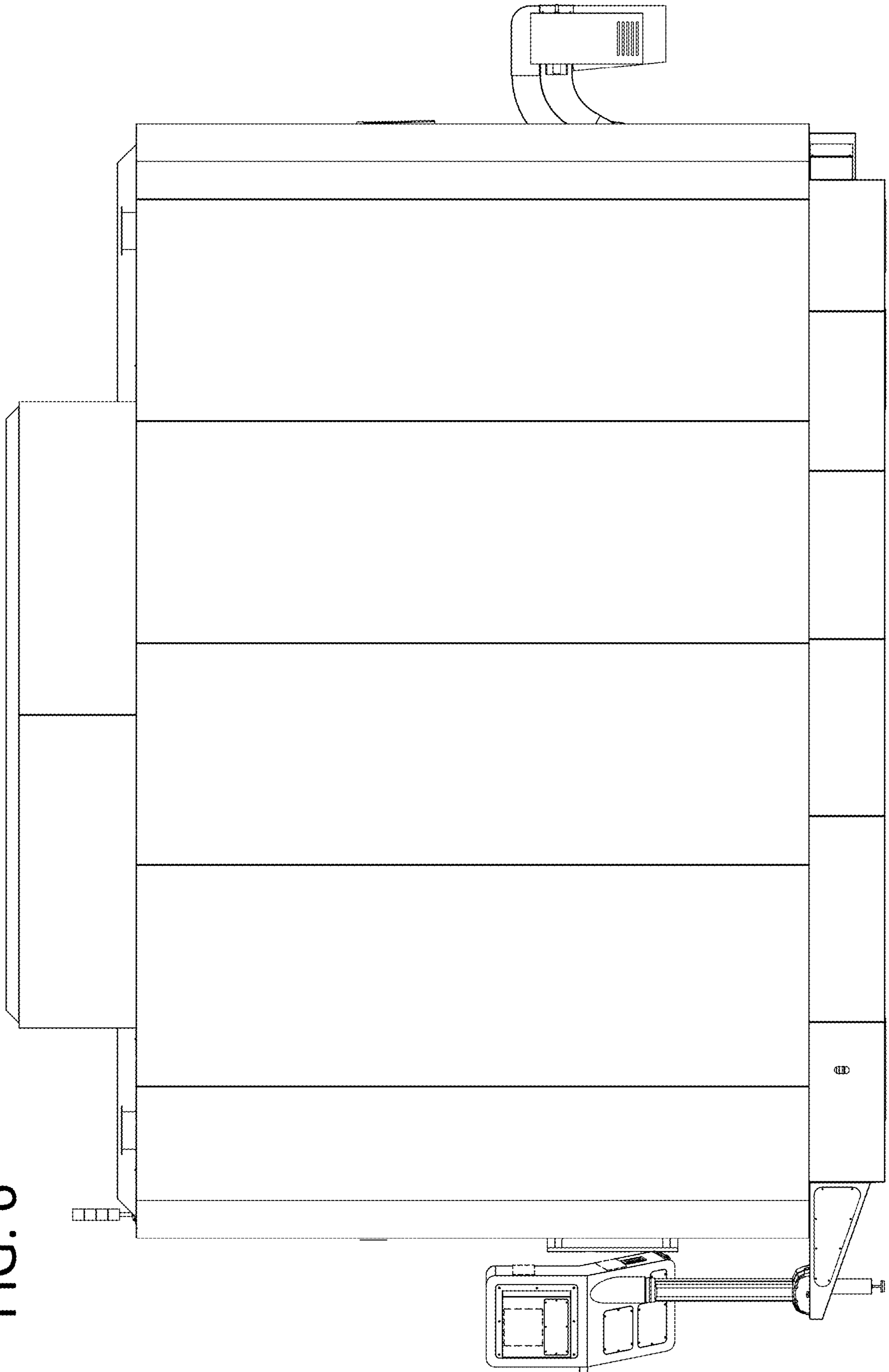


FIG. 7

