



US00D923624S

(12) **United States Design Patent** (10) **Patent No.:** **US D923,624 S**
Kothari et al. (45) **Date of Patent:** **** Jun. 29, 2021**

(54) **KEYPAD**

(56) **References Cited**

(71) Applicant: **BLOOMBERG FINANCE L.P.**, New York, NY (US)
(72) Inventors: **Suketu Kothari**, Greenbrook, NJ (US); **Avram Kaufman**, New York, NY (US); **Richard Ram**, Cedar Grove, NJ (US); **Brian Carpenter**, Kenosha, WI (US); **Masamichi Udagawa**, New York, NY (US)
(73) Assignee: **Bloomberg Finance L.P.**, New York, NY (US)
(**) Term: **15 Years**
(21) Appl. No.: **29/632,304**
(22) Filed: **Jan. 5, 2018**

U.S. PATENT DOCUMENTS

6,215,420 B1 * 4/2001 Harrison G06F 3/0202
200/302.1
D485,559 S * 1/2004 Hayamizu D14/392
6,705,787 B2 * 3/2004 Jeffries G06F 3/0202
235/145 R
D492,308 S * 6/2004 Ozolins D14/391
6,871,978 B2 * 3/2005 Chan G05G 1/105
362/23.03
D509,505 S * 9/2005 Brazil D14/391
D516,070 S * 2/2006 Ozolins D14/391
D522,513 S * 6/2006 Lo D14/391
7,294,799 B2 * 11/2007 Meyer H01H 13/86
200/302.1
D569,377 S * 5/2008 Lundgren D14/396
7,432,908 B2 * 10/2008 Rutledge G06F 3/0338
345/157
D599,349 S * 9/2009 Meyer D14/391
D667,405 S * 9/2012 Kang D14/391
D684,576 S * 6/2013 Lee D14/392
D724,589 S * 3/2015 Ozolins D14/392

(Continued)

Primary Examiner — Bao-Yen T Nguyen
(74) *Attorney, Agent, or Firm* — Chiesa Shahinian & Giantomasi PC

Related U.S. Application Data

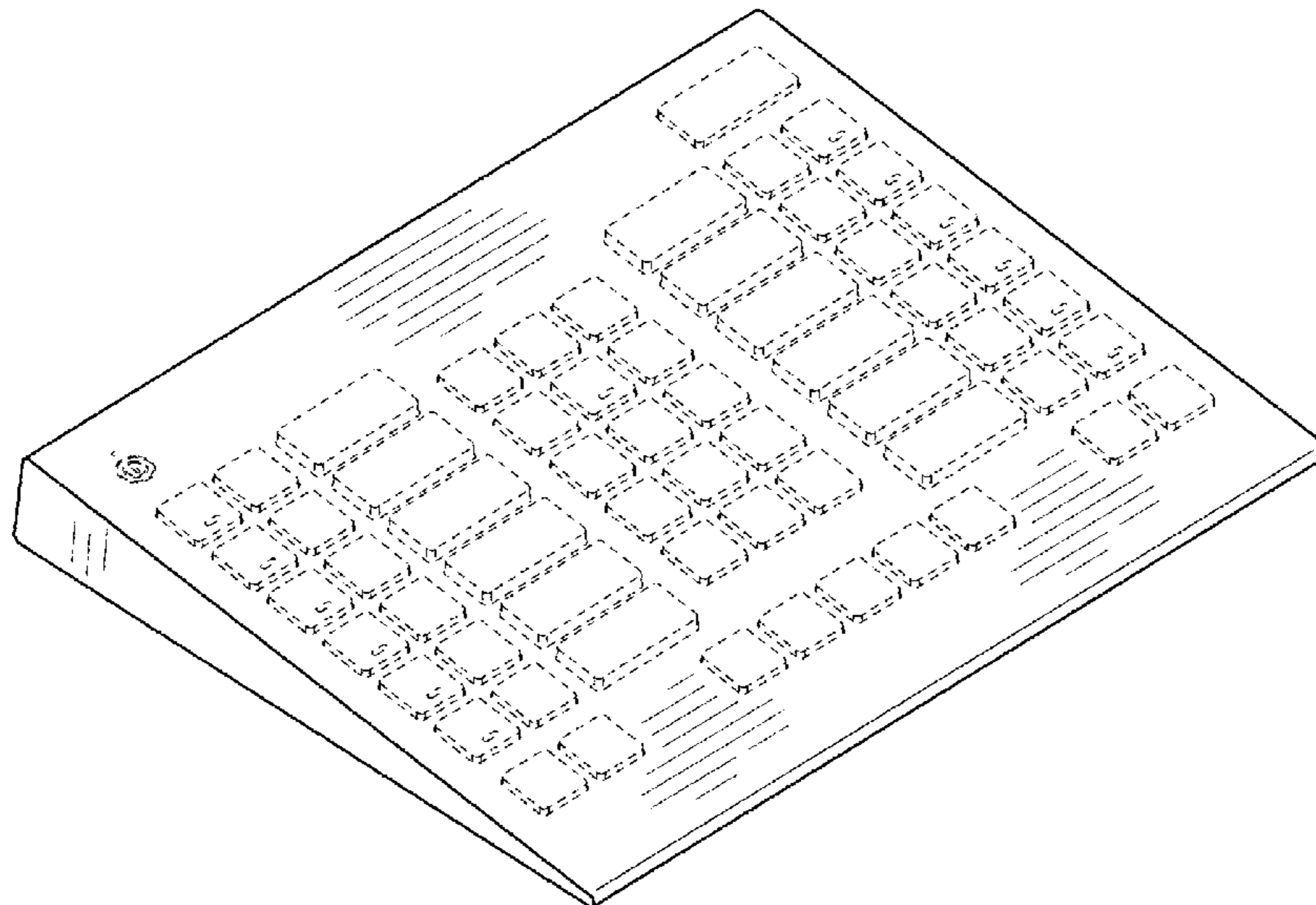
(62) Division of application No. 35/001,072, filed on Aug. 28, 2015 (U.S. filing date under 35 U.S.C. 384), and having an international filing date of Aug. 28, 2015, now Pat. No. Des. 810,746.
(51) **LOC (13) Cl.** **14-02**
(52) **U.S. Cl.**
USPC **D14/399**
(58) **Field of Classification Search**
USPC D14/138, 240, 341, 391–443, 456;
D18/1, 2, 7, 11
CPC G06F 1/16; G06F 1/1616; G06F 1/162;
G06F 1/1601; G06F 1/1626; G06F 3/021;
G09B 13/04; H03M 11/00; H03K 17/94;
H05K 5/00; H01H 3/125; H01H 13/705
See application file for complete search history.

(57) **CLAIM**
The ornamental design for a keypad, as shown and described.

DESCRIPTION

FIG. 1 is a front perspective view of a keypad according to our design;
FIG. 2 is a top view thereof;
FIG. 3 is a bottom view thereof;
FIG. 4 is a rear view thereof;
FIG. 5 is a front view thereof;
FIG. 6 is a right-side view thereof; and,
FIG. 7 is a left-side view thereof.
The broken lines illustrate portions of the keypad and form no part of the claimed design.

1 Claim, 7 Drawing Sheets



(56)

References Cited

U.S. PATENT DOCUMENTS

D735,719 S *	8/2015	Ozolins	D14/392
D735,720 S *	8/2015	Ozolins	D14/392
D754,137 S *	4/2016	Ozolins	D14/455
D778,918 S *	2/2017	Sauvage	D14/455
D779,488 S *	2/2017	Chen	D14/392
D786,250 S *	5/2017	Sherry	D14/392
2003/0223797 A1 *	12/2003	Uke	G06F 3/0202 400/472

* cited by examiner

FIG. 1

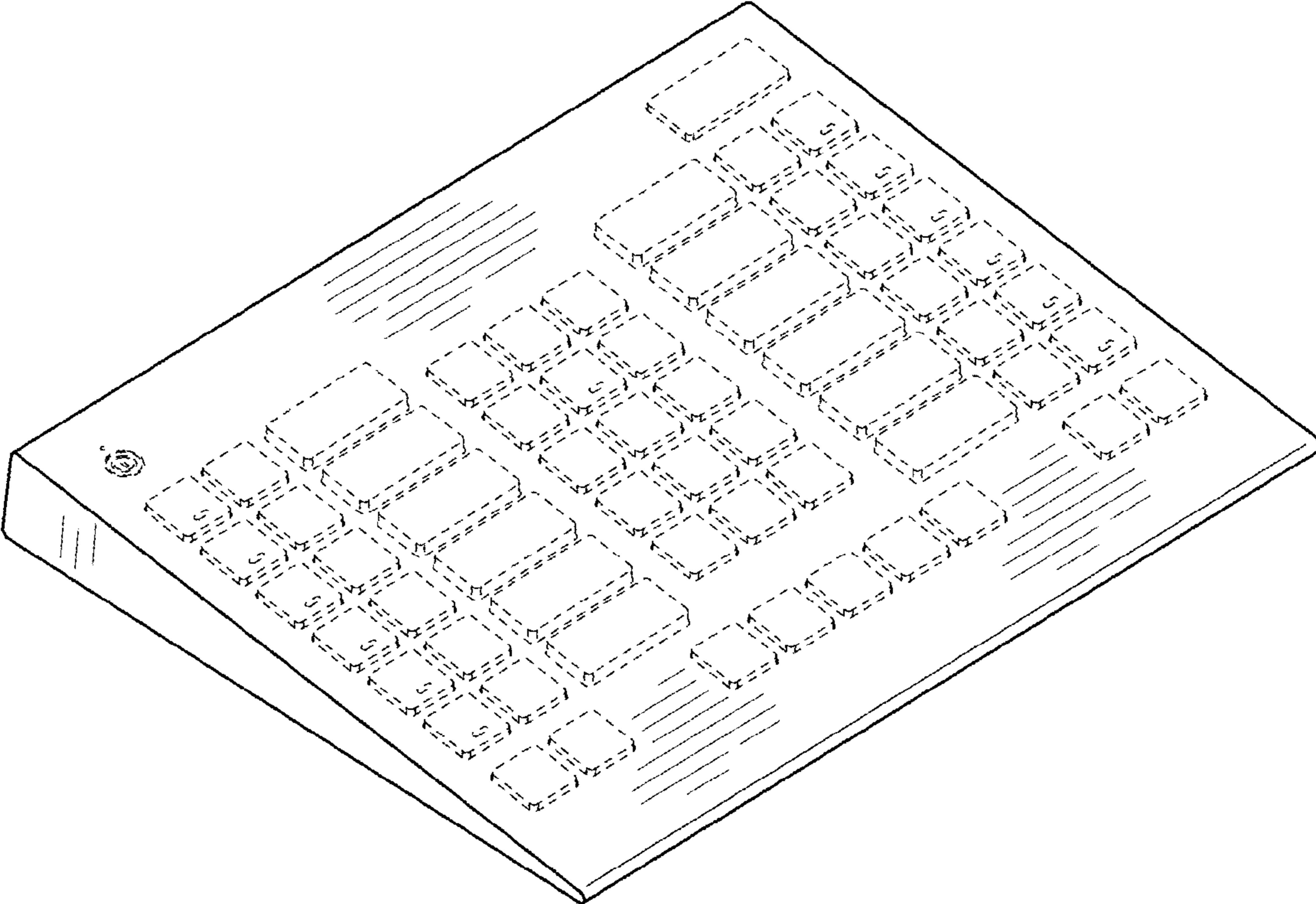


FIG. 2

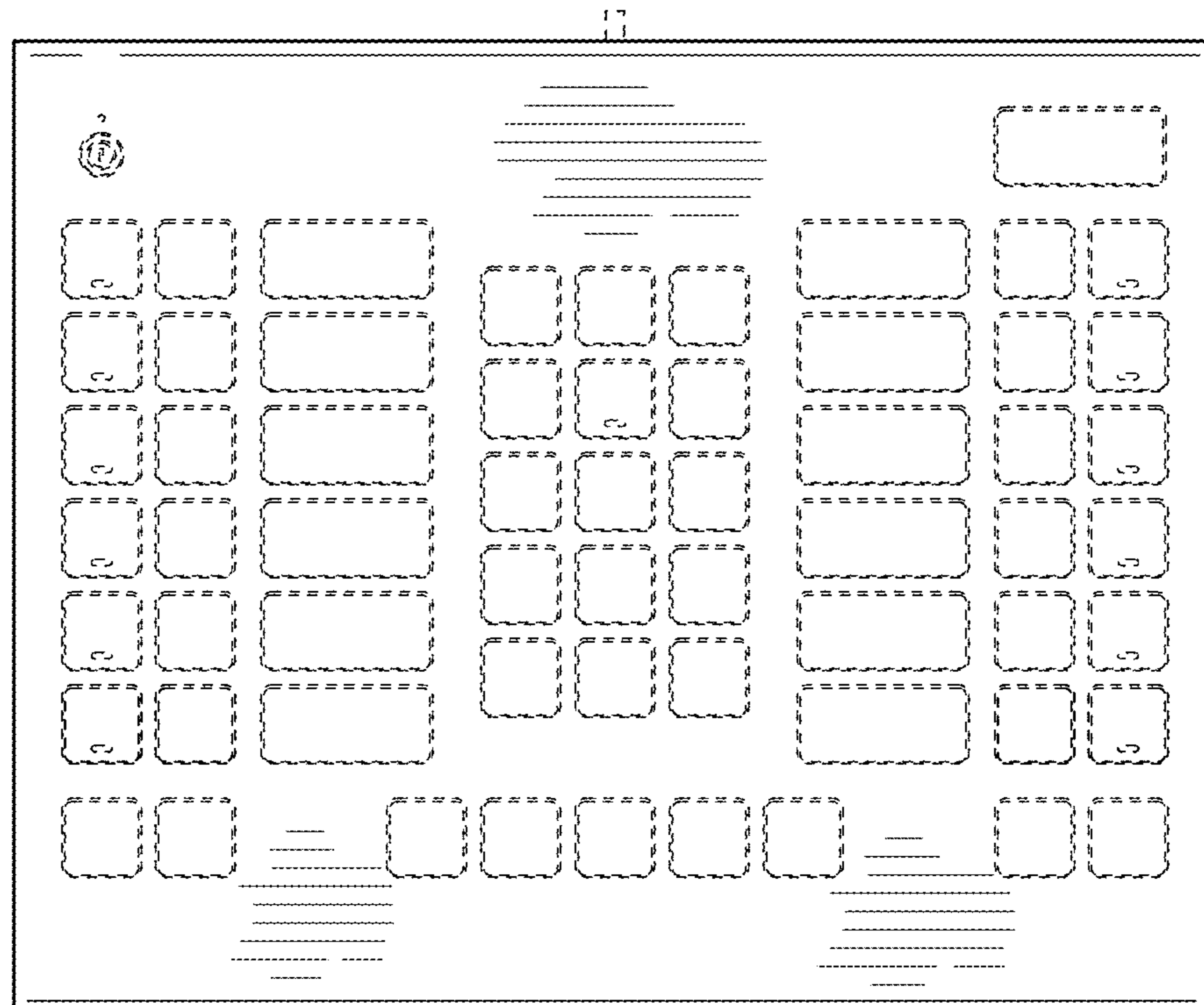


FIG. 3

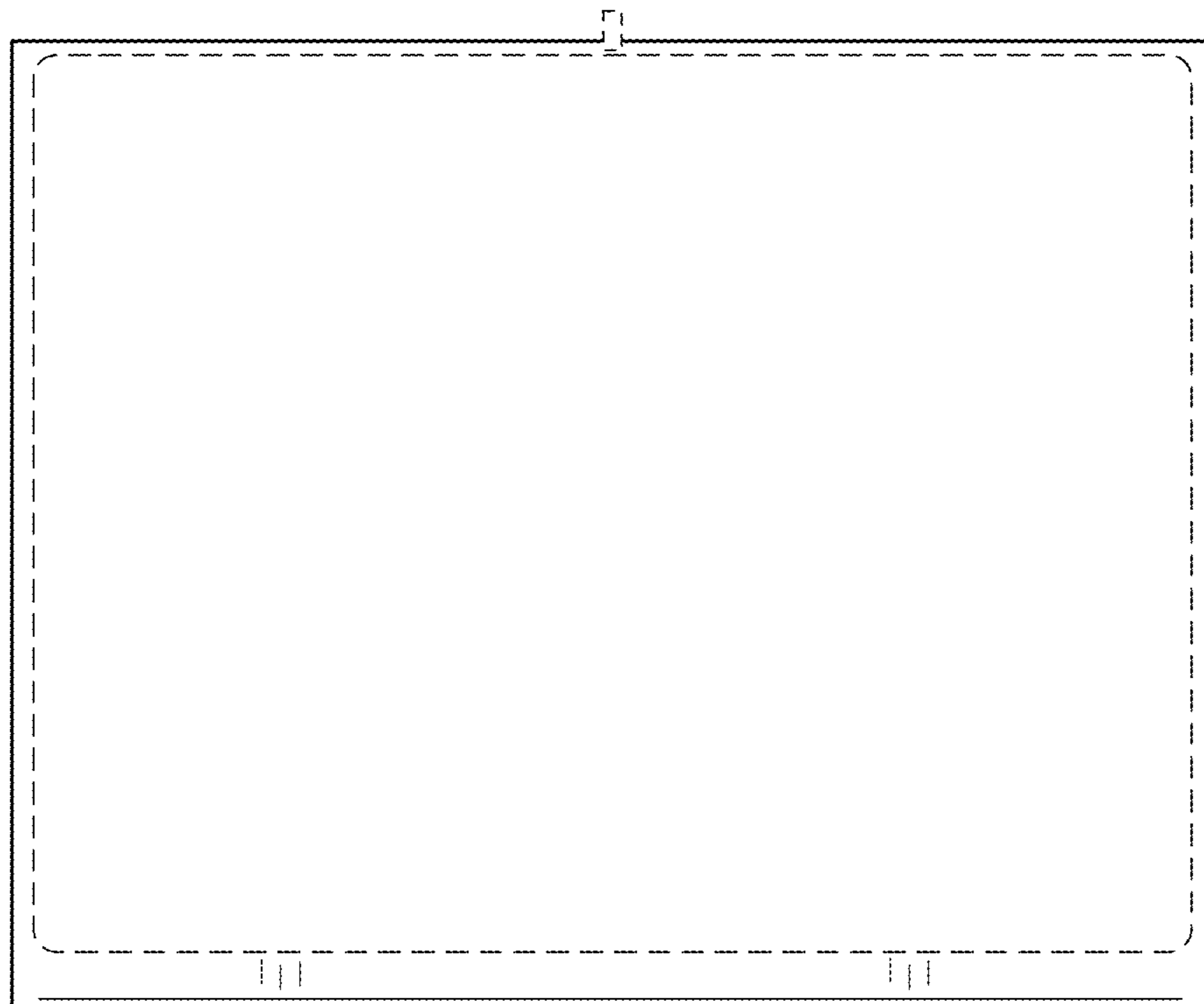


FIG. 4

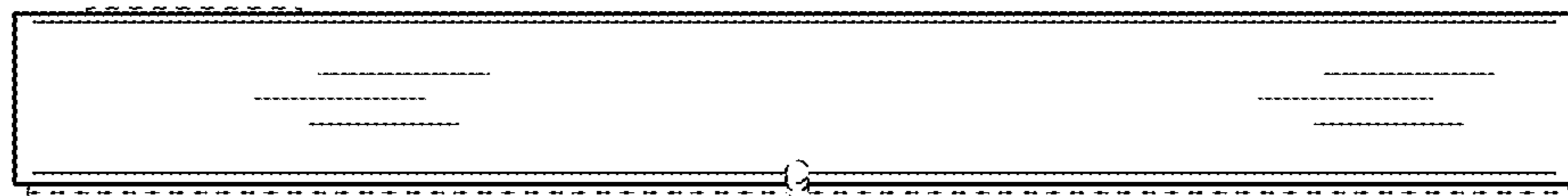


FIG. 5




FIG. 6




FIG. 7

