



US00D923617S

(12) **United States Design Patent** (10) **Patent No.:** **US D923,617 S**  
**Wu et al.** (45) **Date of Patent:** **\*\* Jun. 29, 2021**

(54) **NOTEBOOK COMPUTER** 7,724,328 B2 \* 5/2010 Kim ..... G02F 1/133555  
349/113  
(71) Applicants: **Tung-Ying Wu**, Taipei (TW); D694,747 S \* 12/2013 Chen ..... D14/315  
**Ming-Chung Liu**, Taipei (TW); D768,621 S \* 10/2016 Park ..... D14/315  
**Kuan-Chang Lee**, Taipei (TW) D783,599 S \* 4/2017 Bai ..... D14/315  
D786,248 S \* 5/2017 Roberts ..... D14/392  
2008/0062625 A1 \* 3/2008 Batio ..... G06F 1/1615  
361/679.29

(72) Inventors: **Tung-Ying Wu**, Taipei (TW);  
**Ming-Chung Liu**, Taipei (TW);  
**Kuan-Chang Lee**, Taipei (TW)

(Continued)

(73) Assignee: **COMPAL ELECTRONICS, INC.**,  
Taipei (TW)

FOREIGN PATENT DOCUMENTS

TW D180289 12/2016

(\*\*) Term: **15 Years**

OTHER PUBLICATIONS

(21) Appl. No.: **29/630,200**

“Office Action of Taiwan Counterpart Application,” dated Sep. 25, 2018, pp. 1-3.

(22) Filed: **Dec. 20, 2017**

(51) **LOC (13) Cl.** ..... **14-02**

*Primary Examiner* — Katherine Glennon

(52) **U.S. Cl.**

(74) *Attorney, Agent, or Firm* — JCIPRNET

USPC ..... **D14/315**

(58) **Field of Classification Search**

USPC ..... D14/315–327, 333–335, 373–376, 390,  
D14/392, 394, 455–457, 331  
CPC ..... G06F 1/1616; G06F 1/1618; G06F 1/162;  
G06F 1/1624; H05K 5/0234; H05K  
5/0017; H05K 5/0226

(57) **CLAIM**

See application file for complete search history.

The ornamental design for a notebook computer, as shown and described.

**DESCRIPTION**

(56) **References Cited**

FIG. 1 is a perspective view of a notebook computer showing our new design;

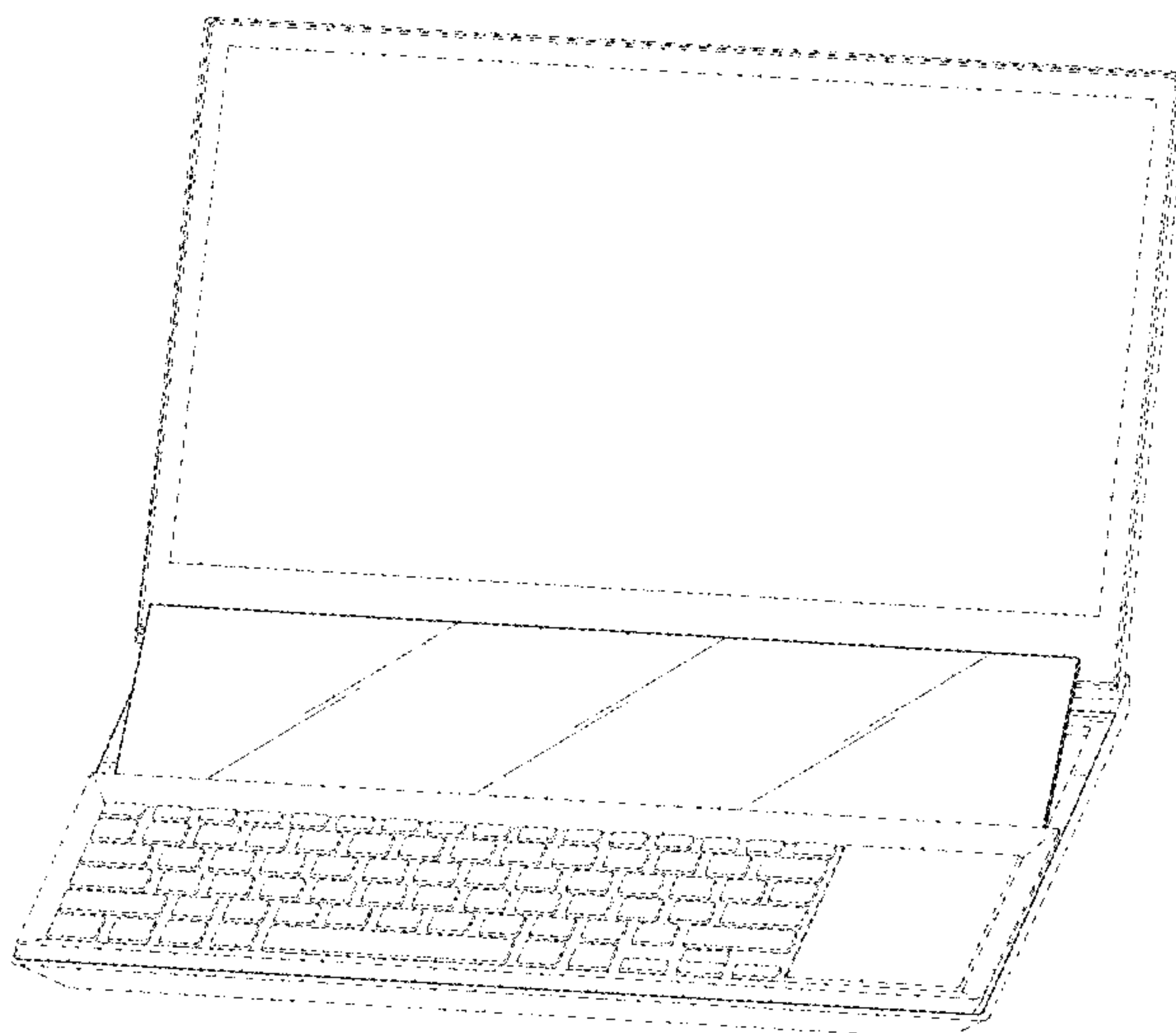
U.S. PATENT DOCUMENTS

1,656,199 A \* 1/1928 Hodgson ..... A63H 33/14  
434/403  
4,718,866 A \* 1/1988 Yamaguchi ..... H01R 13/6582  
29/874  
D310,350 S \* 9/1990 Horie ..... D14/334  
5,196,993 A \* 3/1993 Herron ..... F16M 11/10  
248/923  
6,392,871 B1 \* 5/2002 Yanase ..... G06F 1/162  
345/905  
7,221,330 B2 \* 5/2007 Finke-Anlauff ..... G06F 1/1616  
345/1.1  
D588,126 S \* 3/2009 Chiang ..... D14/345

FIG. 2 is a front view thereof;  
FIG. 3 is a rear view thereof;  
FIG. 4 is a left side view thereof;  
FIG. 5 is a right side view thereof;  
FIG. 6 is a top view thereof; and,  
FIG. 7 is a bottom view thereof.

The dashed broken lines in the drawings illustrate portions of the notebook computer that form no part of the claimed design. The dot-dash broken lines represent the boundaries of the claimed design, and form no part thereof.

**1 Claim, 5 Drawing Sheets**



(56)

**References Cited**

U.S. PATENT DOCUMENTS

2012/0092234	A1 *	4/2012	Trooskin-Zoller ....	G06F 3/1446 345/1.3
2012/0140410	A1 *	6/2012	Chen .....	G06F 1/1616 361/679.55
2013/0044415	A1 *	2/2013	Peng .....	G06F 1/1616 361/679.01
2014/0139990	A1 *	5/2014	Moser .....	G06F 1/1616 361/679.11
2015/0185786	A1 *	7/2015	Yeh .....	G06F 1/1675 361/679.55
2016/0349989	A1 *	12/2016	Yu .....	G06F 3/04886
2017/0139446	A1 *	5/2017	Lan .....	G06F 1/1681
2018/0230726	A1 *	8/2018	Chen .....	E05D 11/10
2018/0343760	A1 *	11/2018	Lee .....	G06F 1/1626
2019/0219791	A1 *	7/2019	Lan .....	G02B 7/023

\* cited by examiner

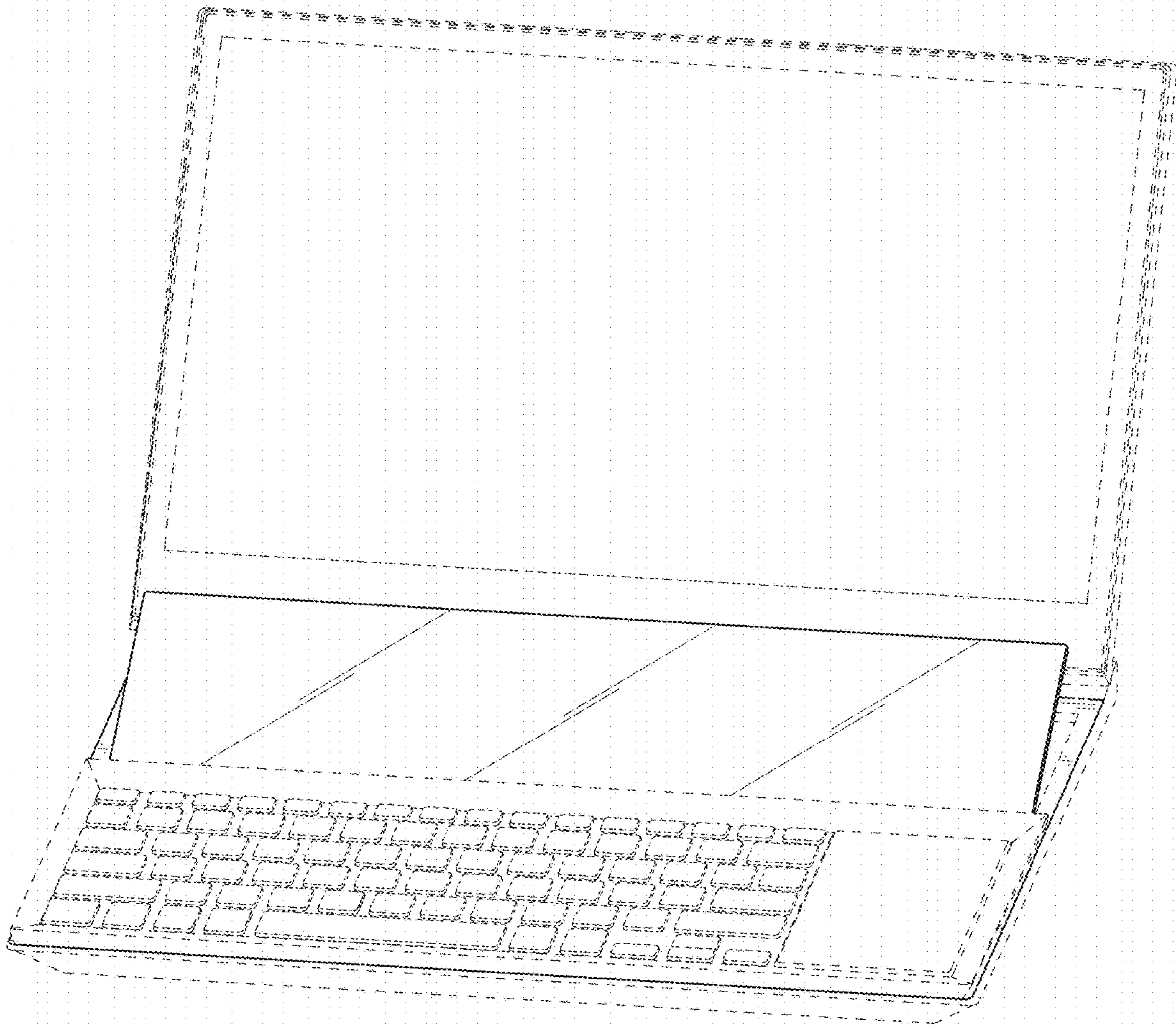


FIG. 1

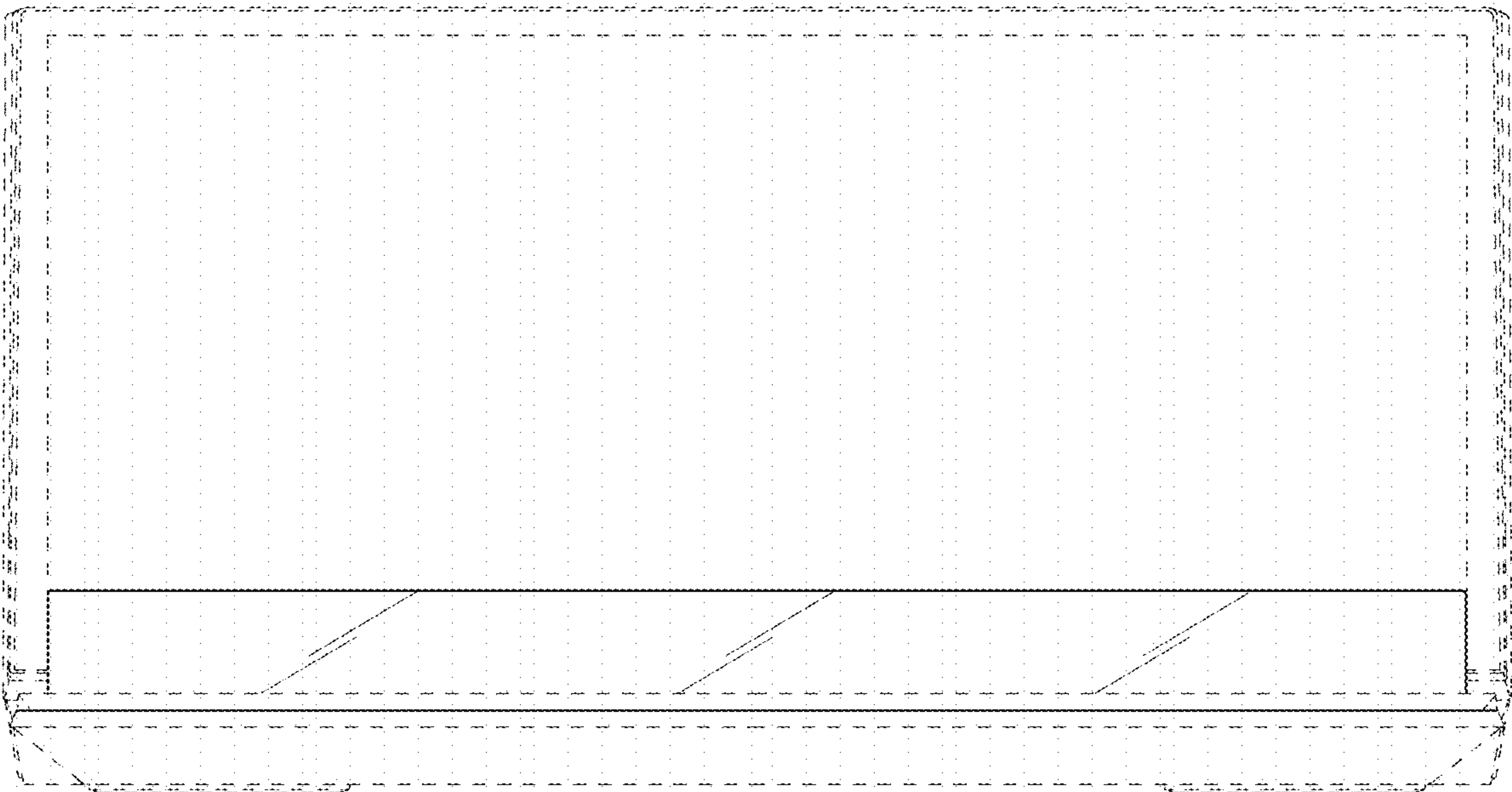


FIG. 2

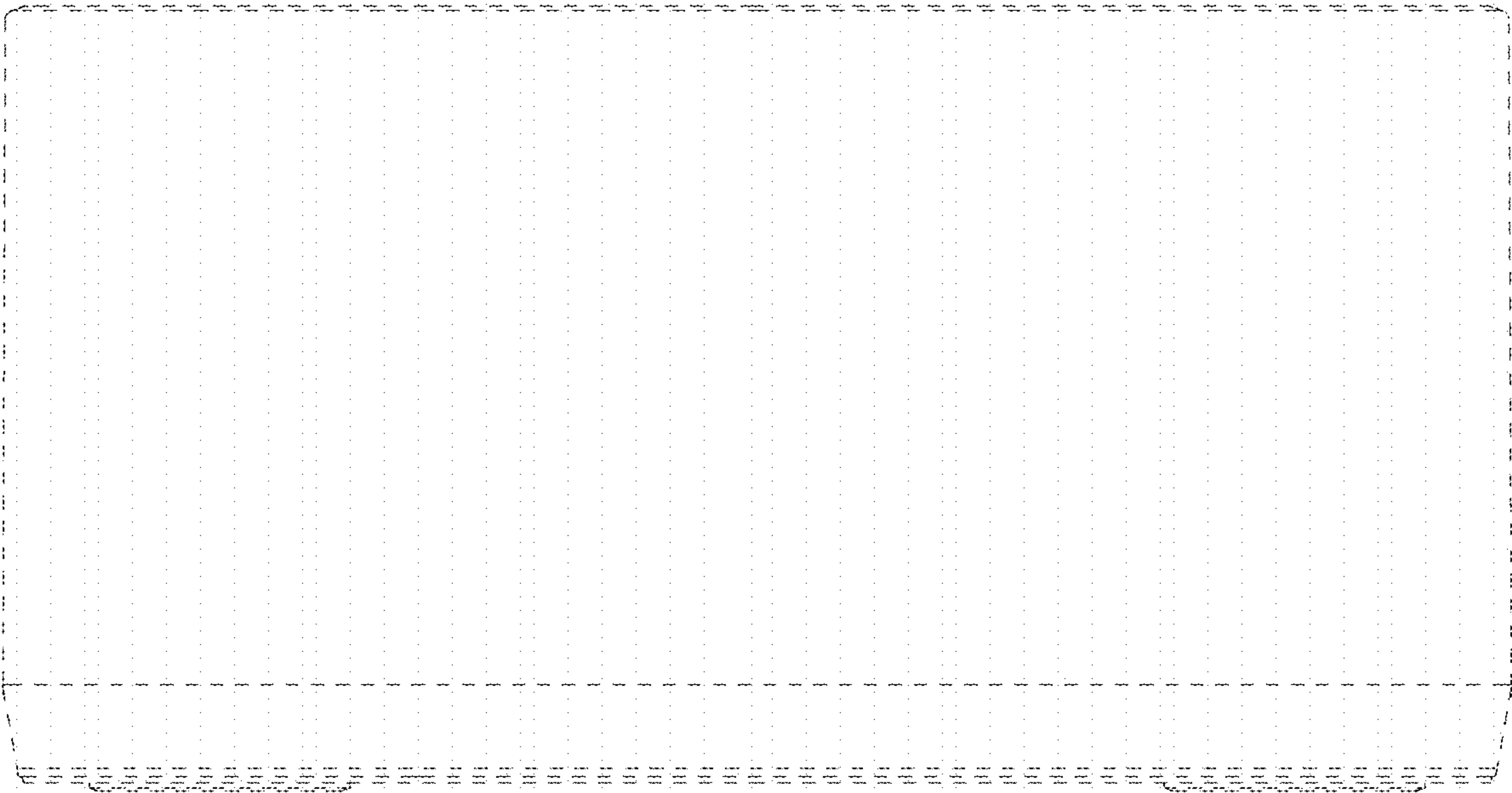


FIG. 3



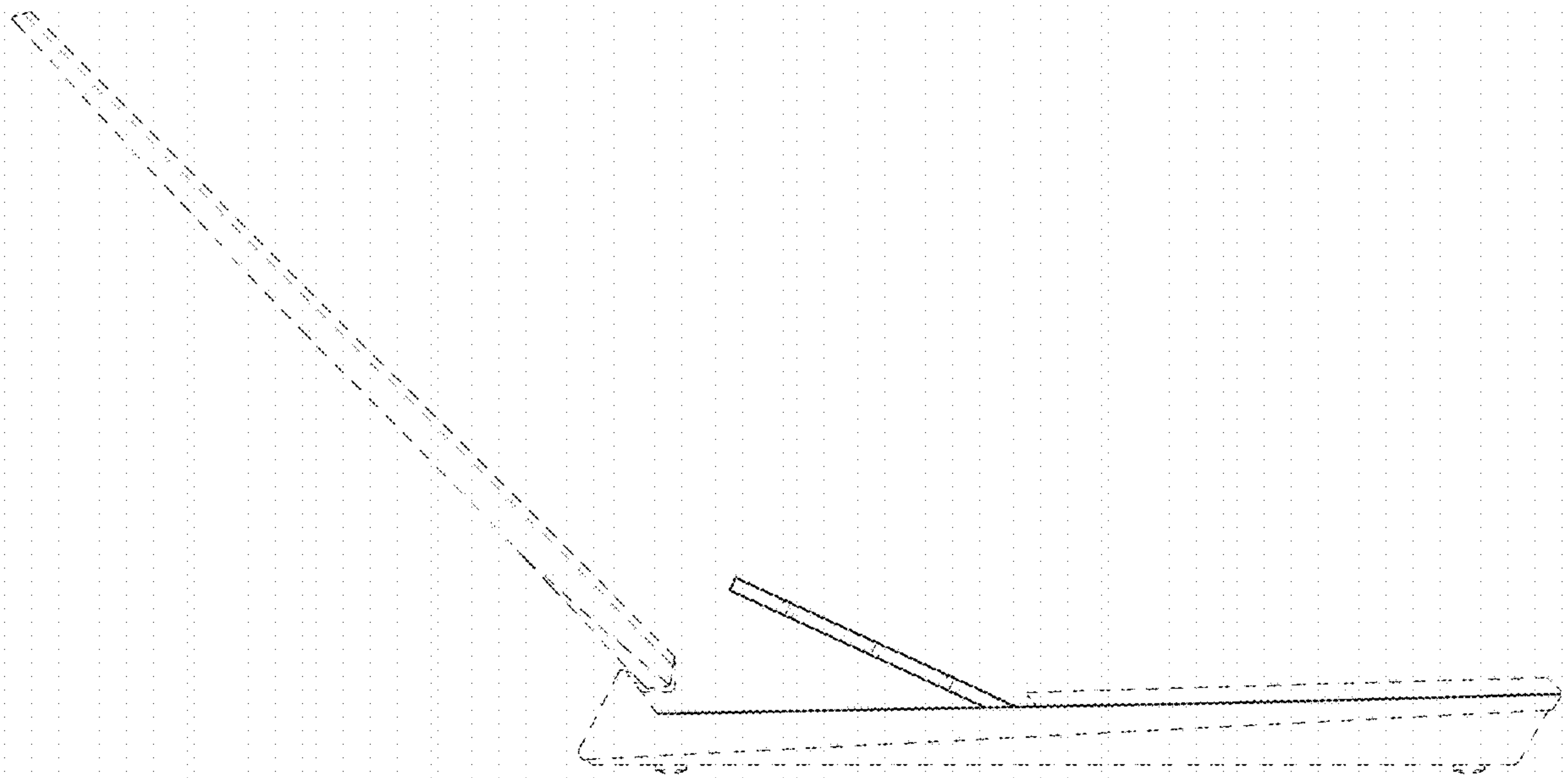


FIG. 4

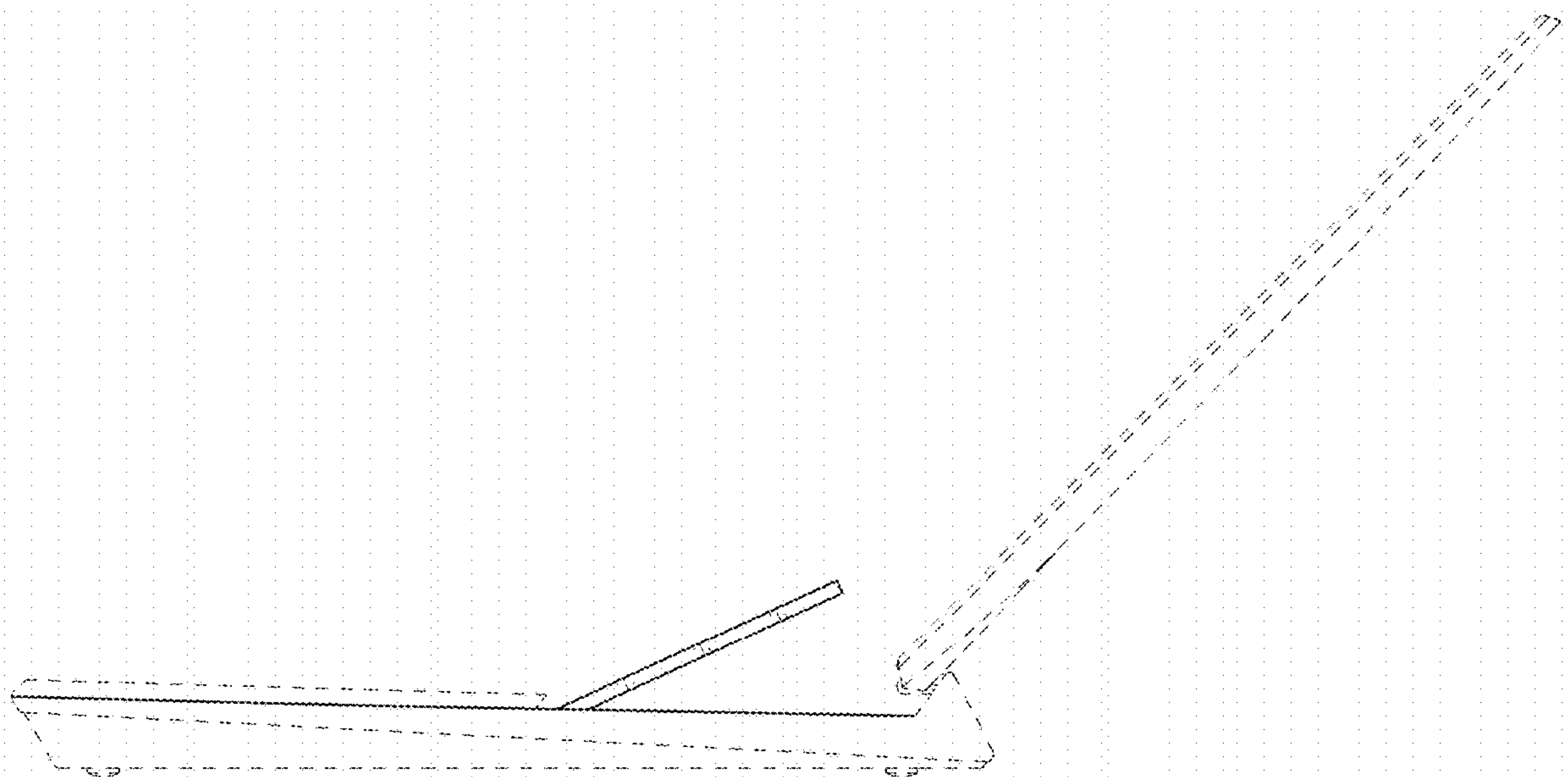


FIG. 5




FIG. 6




FIG. 7