



US00D923614S

(12) **United States Design Patent** (10) **Patent No.:** **US D923,614 S**
Wang et al. (45) **Date of Patent:** **** Jun. 29, 2021**

(54) **ANTENNA**

(56) **References Cited**

(71) Applicant: **Airgain Incorporated**, San Diego, CA (US)

U.S. PATENT DOCUMENTS

(72) Inventors: **Qilong Wang**, Zhang Jia Gang (CN);
Geoff Schulteis, San Diego, CA (US);
Ziming He, Irvine, CA (US)

D766,221 S *	9/2016	Zheng	D14/230
D779,463 S *	2/2017	Zheng	D14/230
D784,303 S *	4/2017	Zheng	D14/230
D792,870 S *	7/2017	Zheng	D14/230
D795,846 S *	8/2017	Chang	D14/230
D799,457 S *	10/2017	Chang	D14/230
D826,911 S *	8/2018	Wang	D14/230
D837,770 S *	1/2019	Schulteis	D14/230
D838,260 S *	1/2019	Chang	D14/230
D864,175 S *	10/2019	Wang	D14/230
D872,716 S *	1/2020	Wang	D14/230

(73) Assignee: **Airgain, Inc.**, San Diego, CA (US)

(**) Term: **15 Years**

* cited by examiner

(21) Appl. No.: **29/719,793**

(22) Filed: **Jan. 8, 2020**

Primary Examiner — John Windmuller

(74) *Attorney, Agent, or Firm* — Clause Eight; Michael Catania

Related U.S. Application Data

(62) Division of application No. 29/701,019, filed on Aug. 7, 2019, now Pat. No. Des. 872,716, which is a division of application No. 29/661,243, filed on Aug. 26, 2018, now Pat. No. Des. 864,175, which is a division of application No. 29/618,574, filed on Sep. 21, 2017, now Pat. No. Des. 826,911.

(57) **CLAIM**

The ornamental design for an antenna, as shown and described.

(51) **LOC (13) Cl.** **14-03**

DESCRIPTION

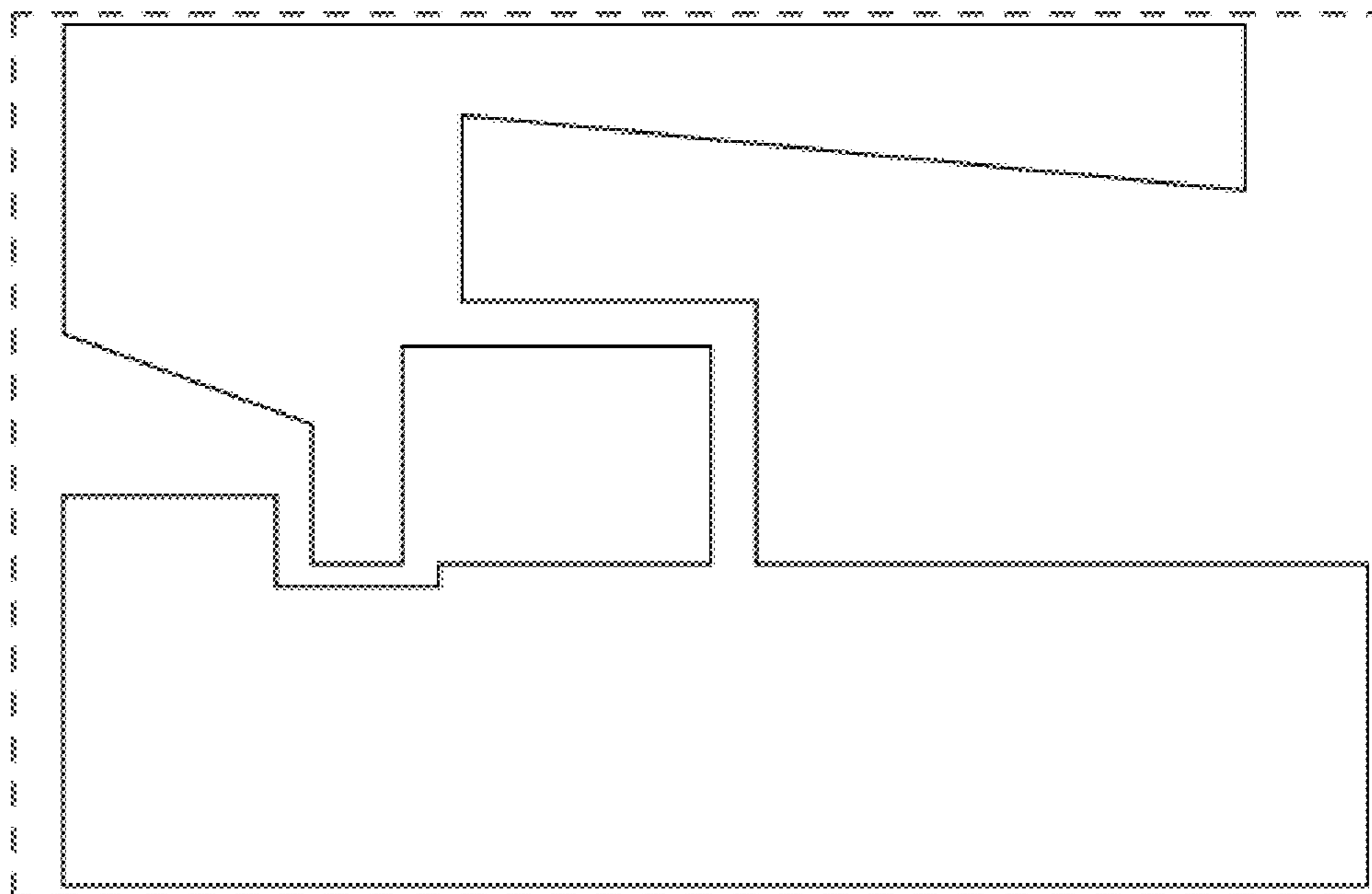
(52) **U.S. Cl.**
USPC **D14/230**

(58) **Field of Classification Search**
USPC D14/138, 230-238, 299, 358; D12/42, D12/43
CPC H01Q 7/00; H01Q 13/10; H01Q 9/285; H01Q 19/30; H01Q 19/12; H01Q 1/38; H01Q 1/36; H01Q 2/0027; H01Q 1/48; H01Q 9/045; H01Q 1/243; H04B 1/0475; H04B 1/034; H05K 11/00

FIG. 1 is a top plan view of an antenna, showing our new design;
FIG. 2 is a front elevation view thereof;
FIG. 3 is a bottom plan view thereof;
FIG. 4 is a top perspective view thereof;
FIG. 5 is a top plan view thereof, with the unclaimed environment not shown; and,
FIG. 6 is a front elevation view thereof, with the unclaimed environment not shown.
The broken lines show unclaimed environment only and form no part of the claimed design.

See application file for complete search history.

1 Claim, 1 Drawing Sheet



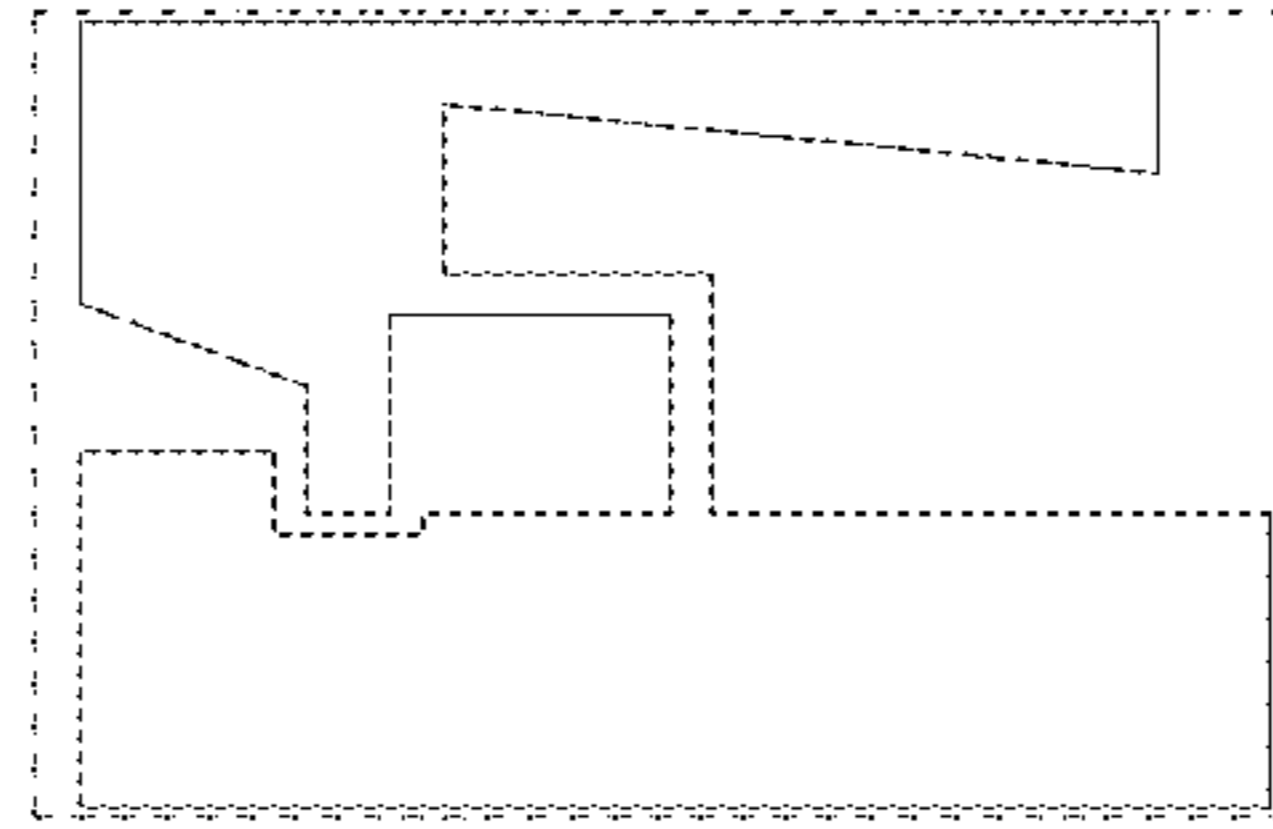


FIG. 1




FIG. 2



FIG. 3

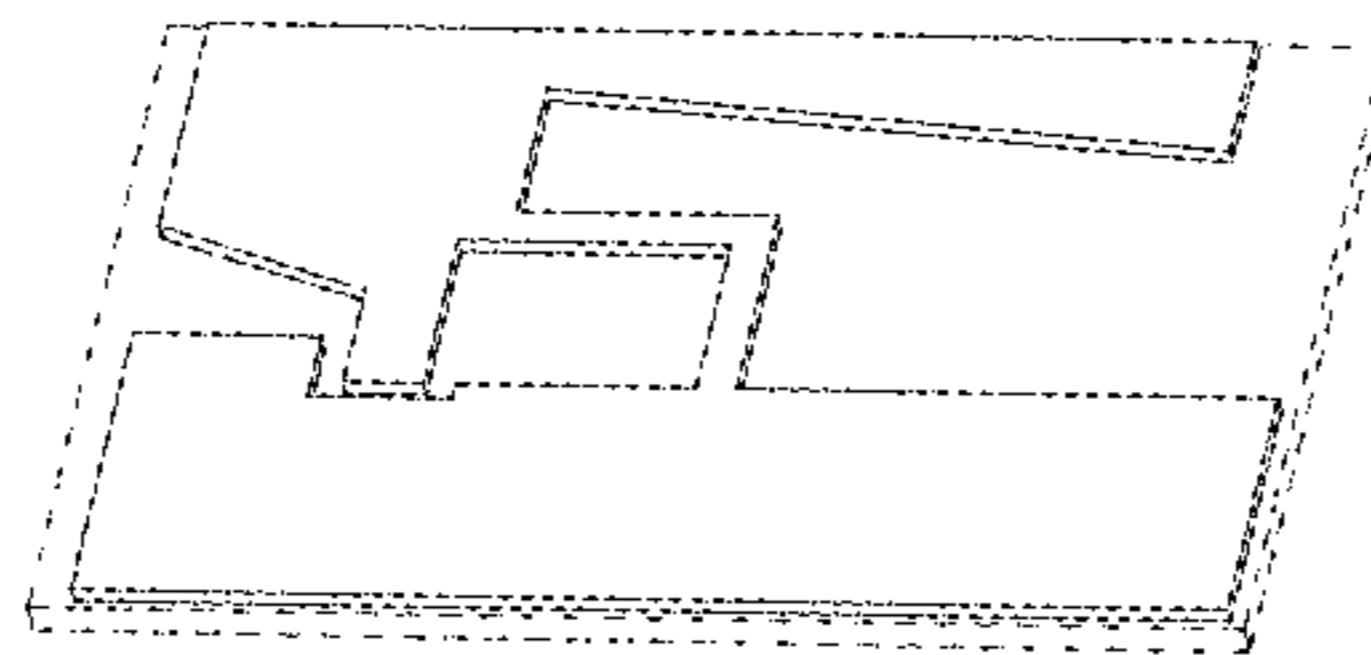


FIG. 4

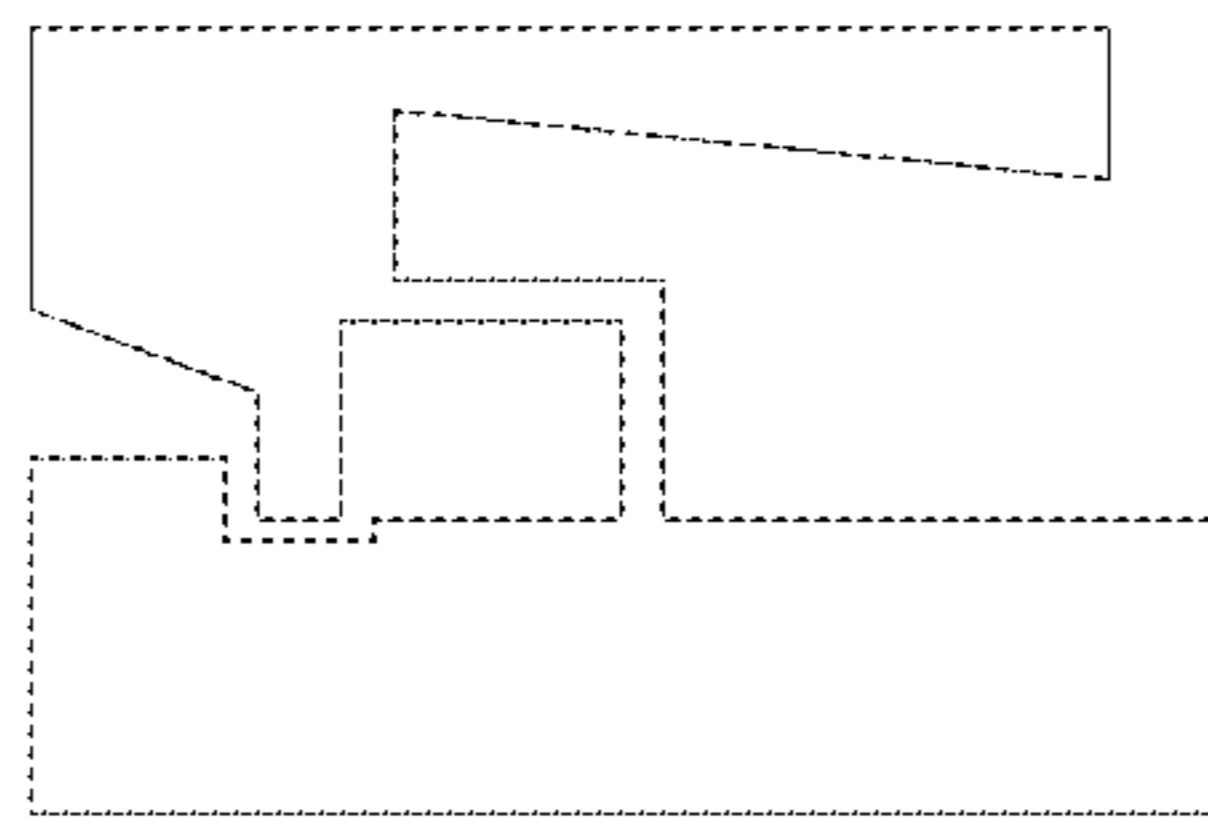


FIG. 5

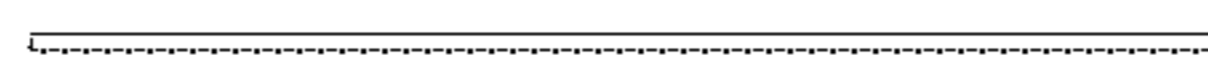


FIG. 6