



US00D923606S

(12) **United States Design Patent** (10) **Patent No.:** **US D923,606 S**
Corsini et al. (45) **Date of Patent:** **** Jun. 29, 2021**

(54) **HAND HELD REMOTE**
(71) Applicant: **Savant Systems, Inc.**, Hyannis, MA (US)
(72) Inventors: **Peter H. Corsini**, East Sandwich, MA (US); **Andrew R. Hamm**, East Sandwich, MA (US); **Gabor Paulke**, Littleton, NH (US)
(73) Assignee: **Savant Systems, Inc.**, Hyannis, MA (US)

D673,934 S 1/2013 Shin et al.
D680,973 S * 4/2013 Nakai D13/168
D684,938 S * 6/2013 Nakai D13/168
D693,778 S * 11/2013 Sakai D13/168
D703,637 S * 4/2014 Kim D14/218
D714,740 S * 10/2014 Corsini D13/168
D716,270 S * 10/2014 Wang D14/218
D722,044 S * 2/2015 Daniel D14/218
D722,046 S 2/2015 Kuh
D724,062 S * 3/2015 Feldstein D14/218
D743,915 S * 11/2015 Sakai D13/168

(Continued)

(**) Term: **15 Years**

(21) Appl. No.: **29/704,991**

(22) Filed: **Sep. 9, 2019**

(51) **LOC (13) Cl.** **14-03**

(52) **U.S. Cl.**
USPC **D14/218**

(58) **Field of Classification Search**
USPC D14/218
CPC .. A47C 31/008; A61G 13/02; G07C 9/00944;
G08C 17/00; G08C 17/02; H04B 1/202;
H01H 9/02; H01H 9/0214; H01H 9/0235;
H01H 9/0242

See application file for complete search history.

(56) **References Cited**

U.S. PATENT DOCUMENTS

D555,107 S * 11/2007 Choi D13/168
D559,201 S * 1/2008 Oh D13/168
D559,202 S * 1/2008 Sim D13/168
D605,634 S 12/2009 Lewis et al.
D607,846 S * 1/2010 Daniels D13/168
D626,531 S * 11/2010 Farmer D14/218
D631,853 S * 2/2011 Choi D13/168
D648,285 S * 11/2011 Kashimoto D13/168
D656,487 S * 3/2012 Corsini D14/218
D658,636 S 5/2012 Maier et al.

OTHER PUBLICATIONS

Design U.S. Appl. No. 29/679,974, filed Feb. 12, 2019 by Peter H. Corsini, et al. for Hand Held Remote, 1-8.

(Continued)

Primary Examiner — John Windmuller

(74) *Attorney, Agent, or Firm* — Cesari and McKenna, LLP; James A. Blanchette

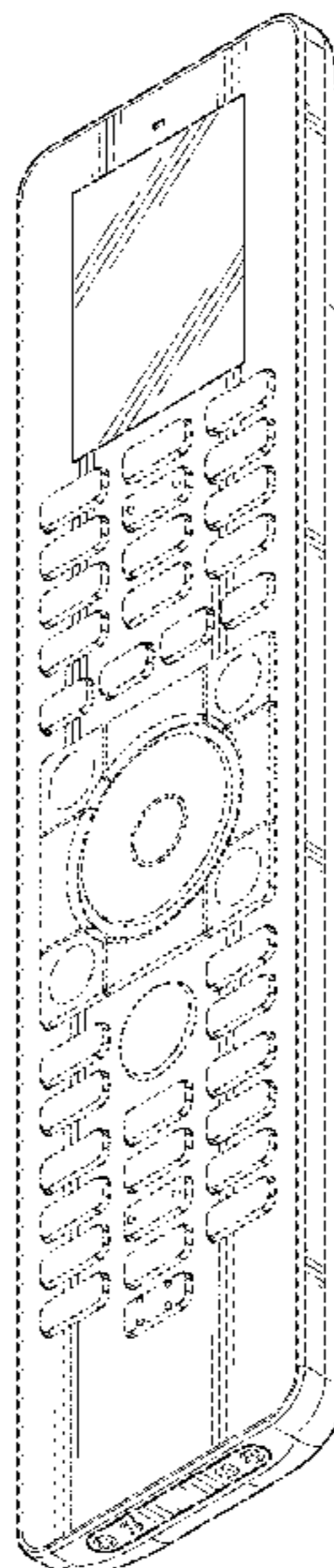
(57) **CLAIM**

We claim the ornamental design for a hand held remote, as shown and described.

DESCRIPTION

FIG. 1 is a first perspective view showing primarily the front, right side and bottom;
FIG. 2 is a second perspective view showing primarily the back, left side and top;
FIG. 3 is a front view;
FIG. 4 is a back view;
FIG. 5 is a side view, with the left side and right side being mirror images of each other;
FIG. 6 is a top view; and,
FIG. 7 is a bottom view.
The broken lines in FIGS. 1, 3 and 5-7 depict portions of the hand held remote that are not part of the claimed design.

1 Claim, 6 Drawing Sheets



(56)

References Cited

U.S. PATENT DOCUMENTS

D803,815 S 11/2017 Maier
D809,485 S 2/2018 McManigal et al.
D812,592 S 3/2018 Lagerstedt et al.
D847,793 S * 5/2019 Wendling D14/218
D857,661 S * 8/2019 Shigeta D14/218
D898,705 S * 10/2020 Wendling D14/218
D914,643 S * 3/2021 Liu D14/218
2010/0033498 A1* 2/2010 Terasaki G09G 3/20
345/617

OTHER PUBLICATIONS

Design U.S. Appl. No. 29/679,987, filed Feb. 12, 2019 by Peter H. Corsini, et al. for Hand Held Remote, 1-8.
Design U.S. Appl. No. 29/680,127, filed Feb. 13, 2019 by Peter H. Corsini, et al. for Hand Held Remote, 1-8.
Design U.S. Appl. No. 29/680,130, filed Feb. 13, 2019 by Peter H. Corsini, et al. for Hand Held Remote, 1-8.

* cited by examiner

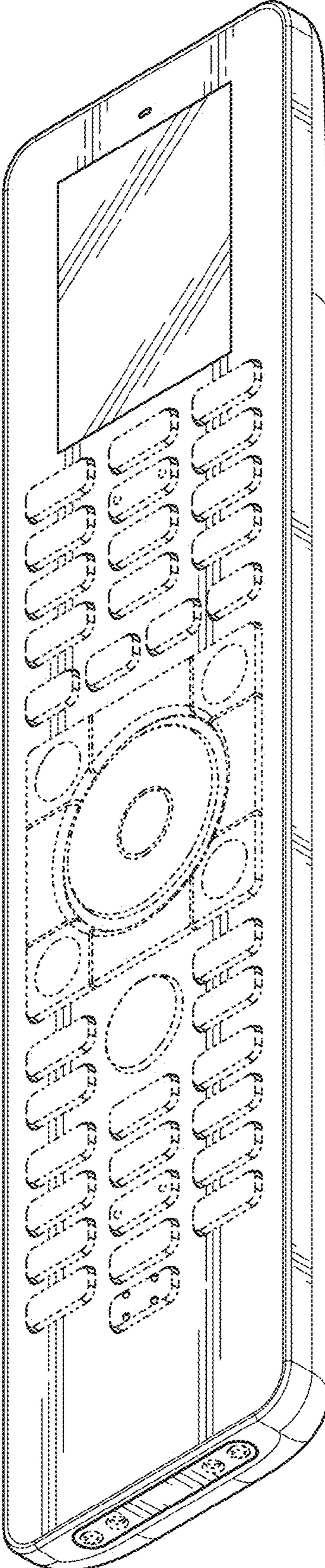


FIG. 1

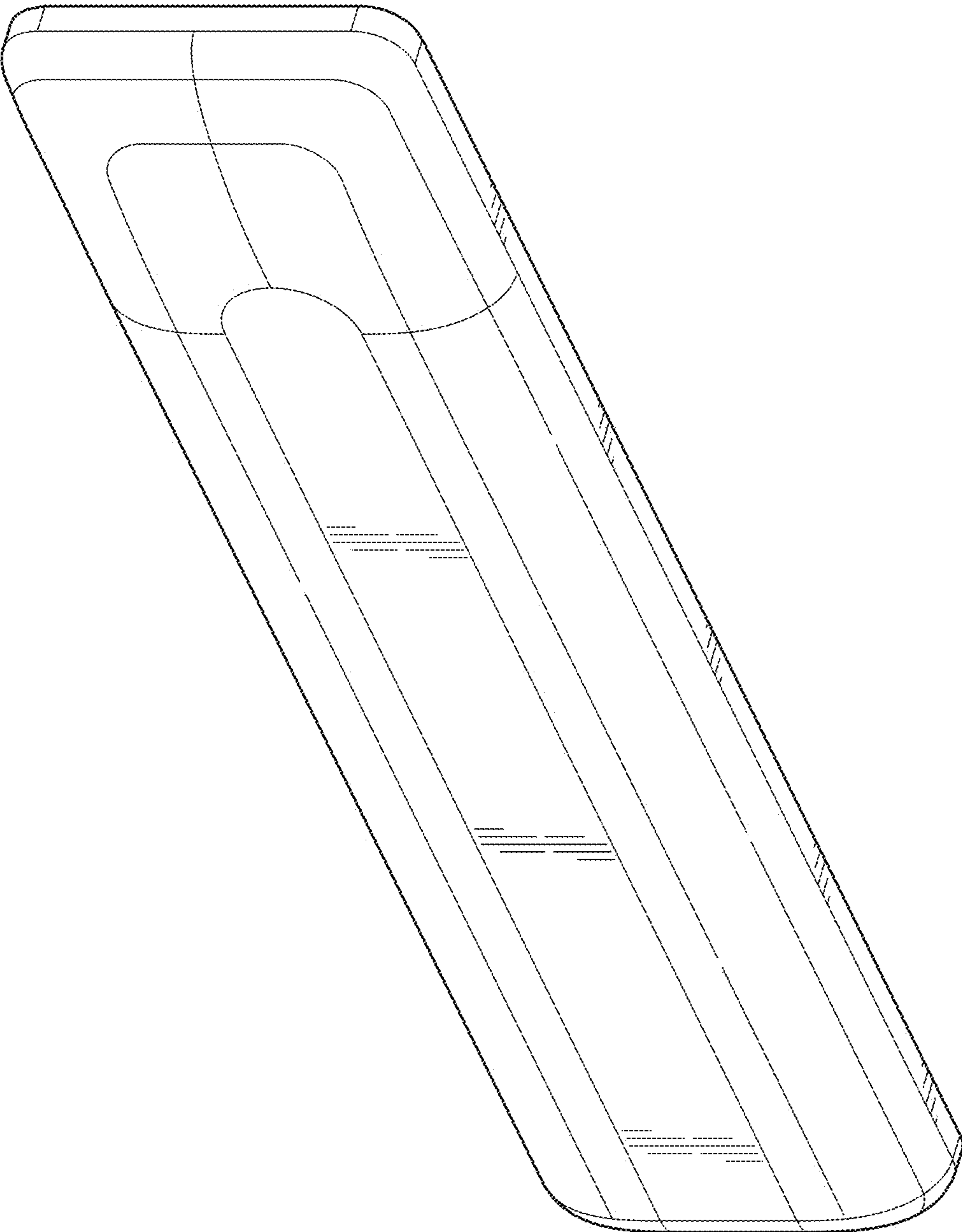


FIG. 2

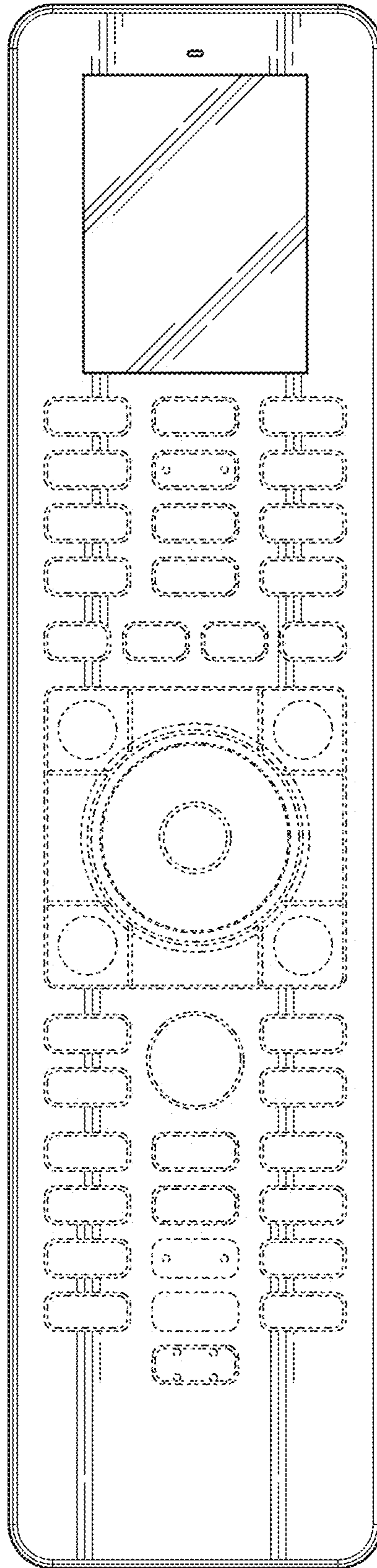


FIG. 3




FIG. 4




FIG. 5

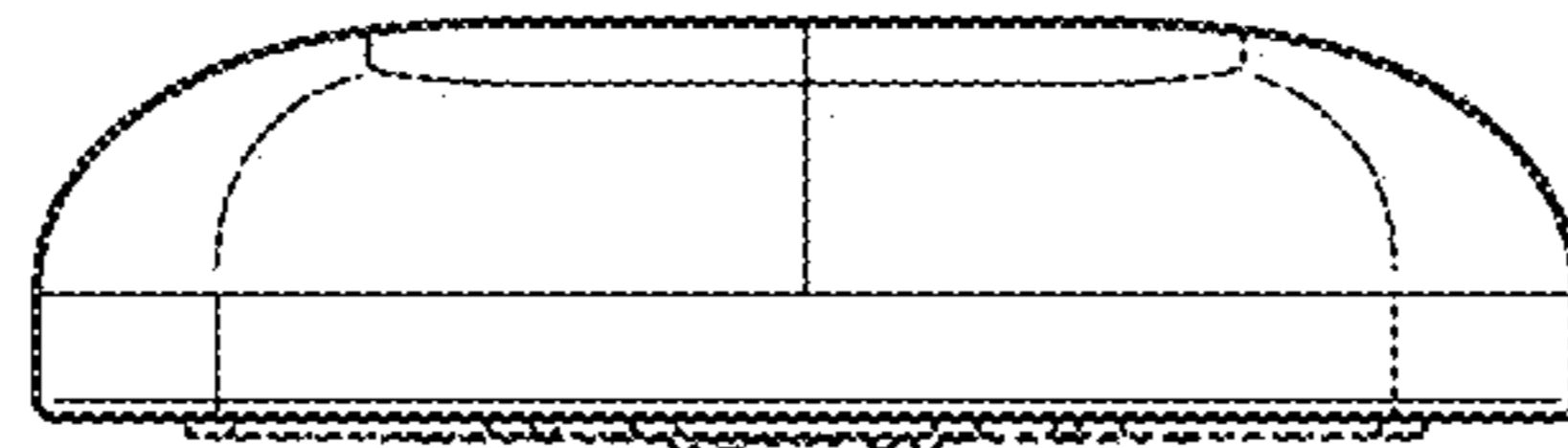


FIG. 6




FIG. 7