



US00D923604S

(12) **United States Design Patent** (10) **Patent No.:** **US D923,604 S**
Guo (45) **Date of Patent:** **** Jun. 29, 2021**

(54) **SPEAKER**

(71) Applicant: **SHENZHEN YIKEXIN NETWORK
TECH CO., LTD.**, Shenzhen (CN)

(72) Inventor: **Jia Guo**, Shenzhen (CN)

(73) Assignee: **SHENZHEN YIKEXIN NETWORK
TECH CO., LTD.**, Shenzhen (CN)

(**) Term: **15 Years**

(21) Appl. No.: **29/767,185**

(22) Filed: **Jan. 21, 2021**

(51) **LOC (13) Cl.** **14-01**

(52) **U.S. Cl.**
USPC **D14/214**

(58) **Field of Classification Search**
USPC D14/167, 168, 170–172, 188, 194–196,
D14/204, 209.1, 210–216, 219, 221, 222,
D14/224, 239, 496

CPC B60R 11/0217; G06F 1/1688; G10K 9/22;
G10K 11/004; H03F 1/327; H04M 1/03;
H04M 1/035; H04N 5/642; H04N
21/4852; H04R 1/02; H04R 1/06; H04R
1/021; H04R 1/025; H04R 1/026; H04R
1/028; H04R 1/105; H04R 1/323; H04R
1/403; H04R 1/2803; H04R 1/2834;
H04R 5/02; H04R 7/20; H04R 9/06;
H04R 9/025; H04R 2201/021; H04R
2400/00; H04R 2201/07; H04R 2499/11;
H04R 2499/13; H04R 2499/15; H04S
3/00; H04S 7/30

See application file for complete search history.

(56) **References Cited**

U.S. PATENT DOCUMENTS

D597,064 S *	7/2009	Machida	D14/167
D678,187 S *	3/2013	Huang	D13/103
D713,381 S *	9/2014	Riggs	D14/214
D726,144 S *	4/2015	Kang	D14/204
D763,823 S *	8/2016	Holzer	D14/209.1
D766,875 S *	9/2016	Holzer	D14/214
D833,416 S *	11/2018	Hu	D14/204
D840,966 S *	2/2019	Cheney	
D870,703 S *	12/2019	Yu	D14/214
D875,075 S *	2/2020	Teruzzi	D14/214
D886,080 S *	6/2020	Yang	
D886,789 S *	6/2020	Huang	D14/204
D888,686 S *	6/2020	Cheng	D14/214

* cited by examiner

Primary Examiner — Keli L Hill

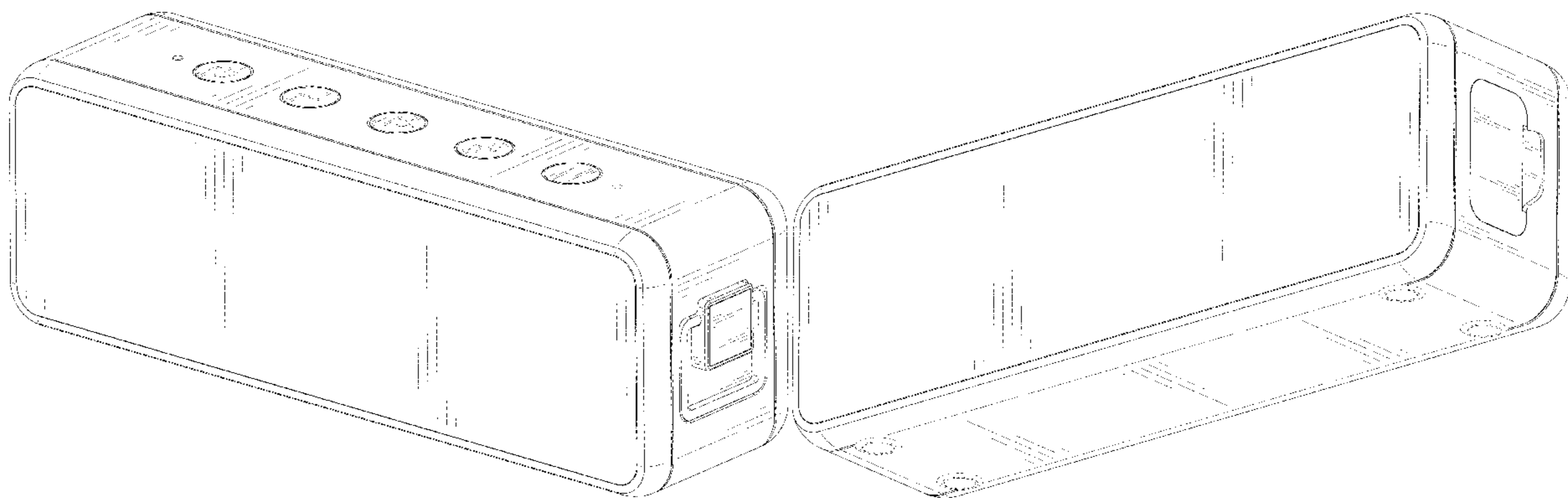
(57) **CLAIM**

The ornamental design for a speaker, as shown and described.

DESCRIPTION

FIG. 1 is a perspective view of a speaker showing my new design;
FIG. 2 is another perspective view thereof;
FIG. 3 is a front elevational view thereof;
FIG. 4 is a rear elevational view thereof;
FIG. 5 is a left side elevational view thereof;
FIG. 6 is a right side elevational view thereof;
FIG. 7 is a top plan view thereof; and,
FIG. 8 is a bottom plan view thereof.
The broken lines in the drawings depict portions of the speaker that form no part of the claimed design.

1 Claim, 8 Drawing Sheets



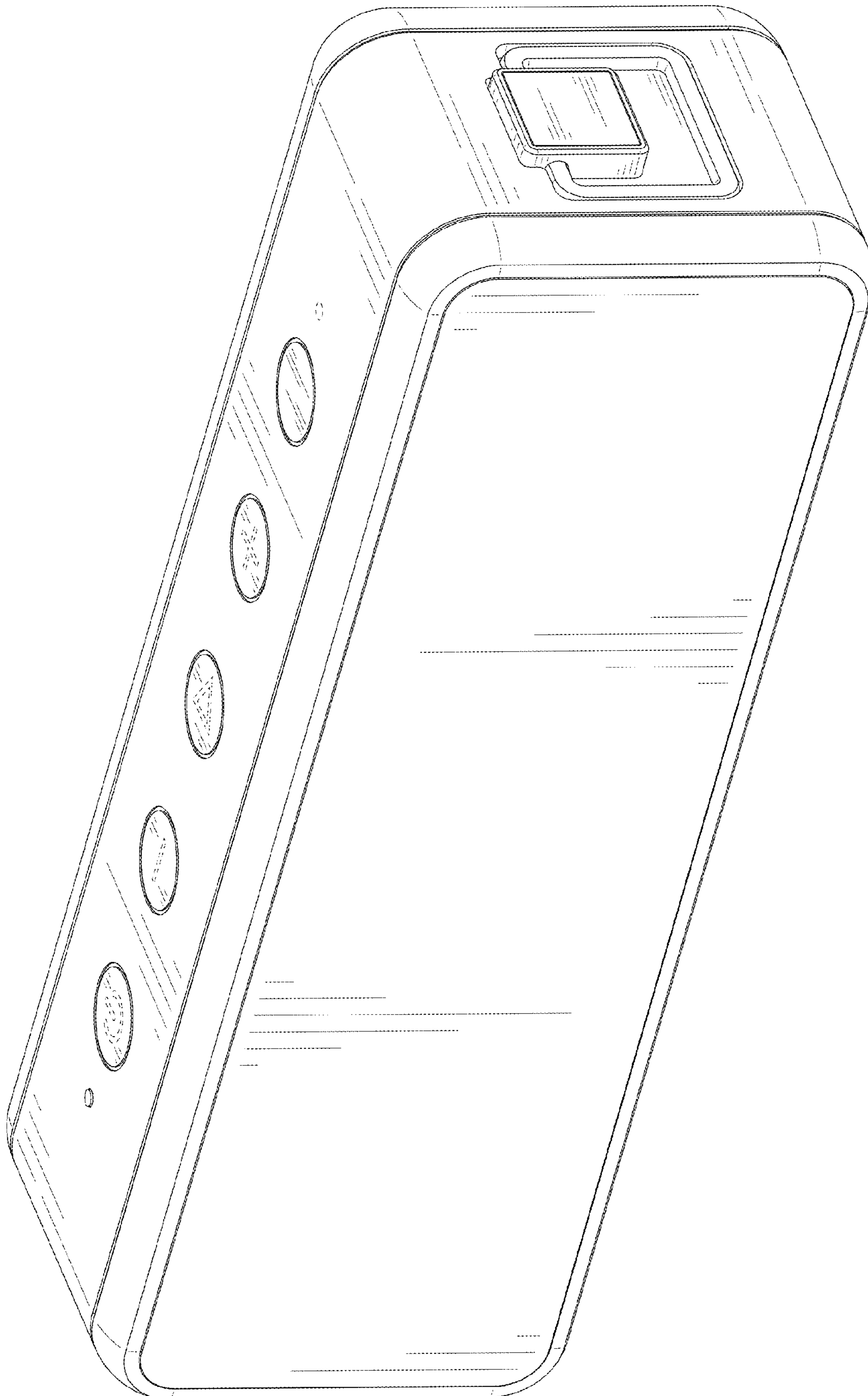


FIG. 1

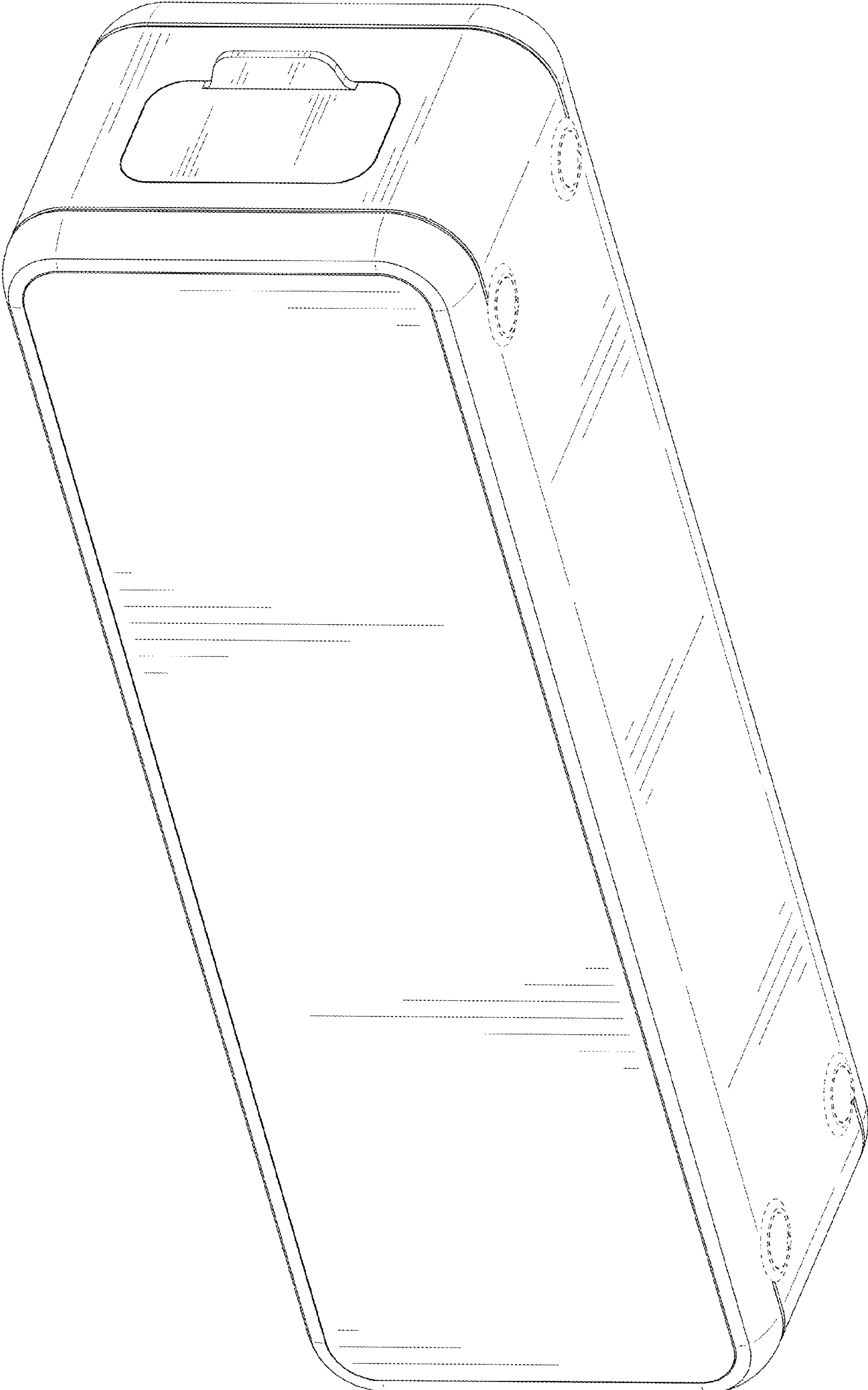


FIG. 2




FIG. 3




FIG. 4

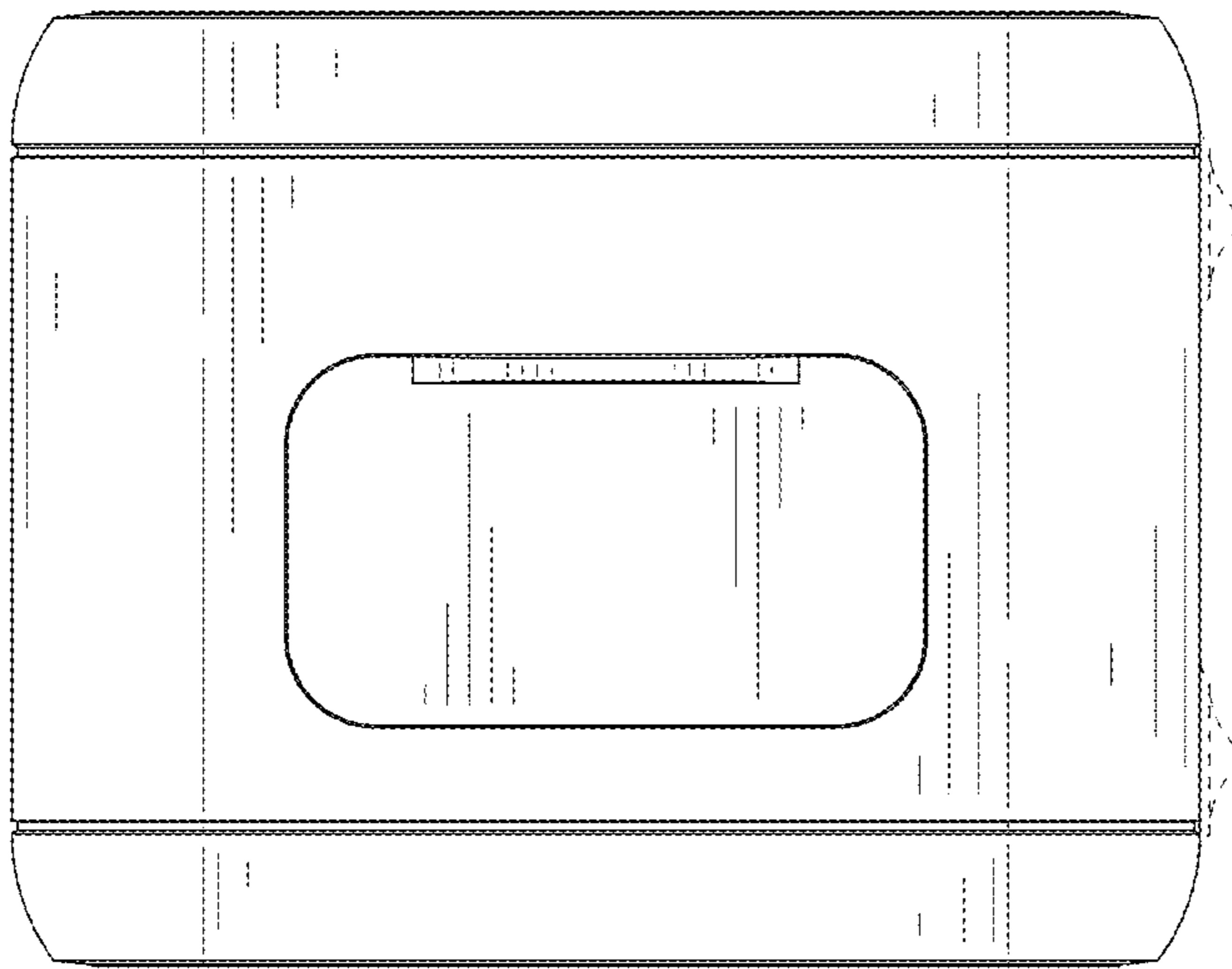


FIG. 5

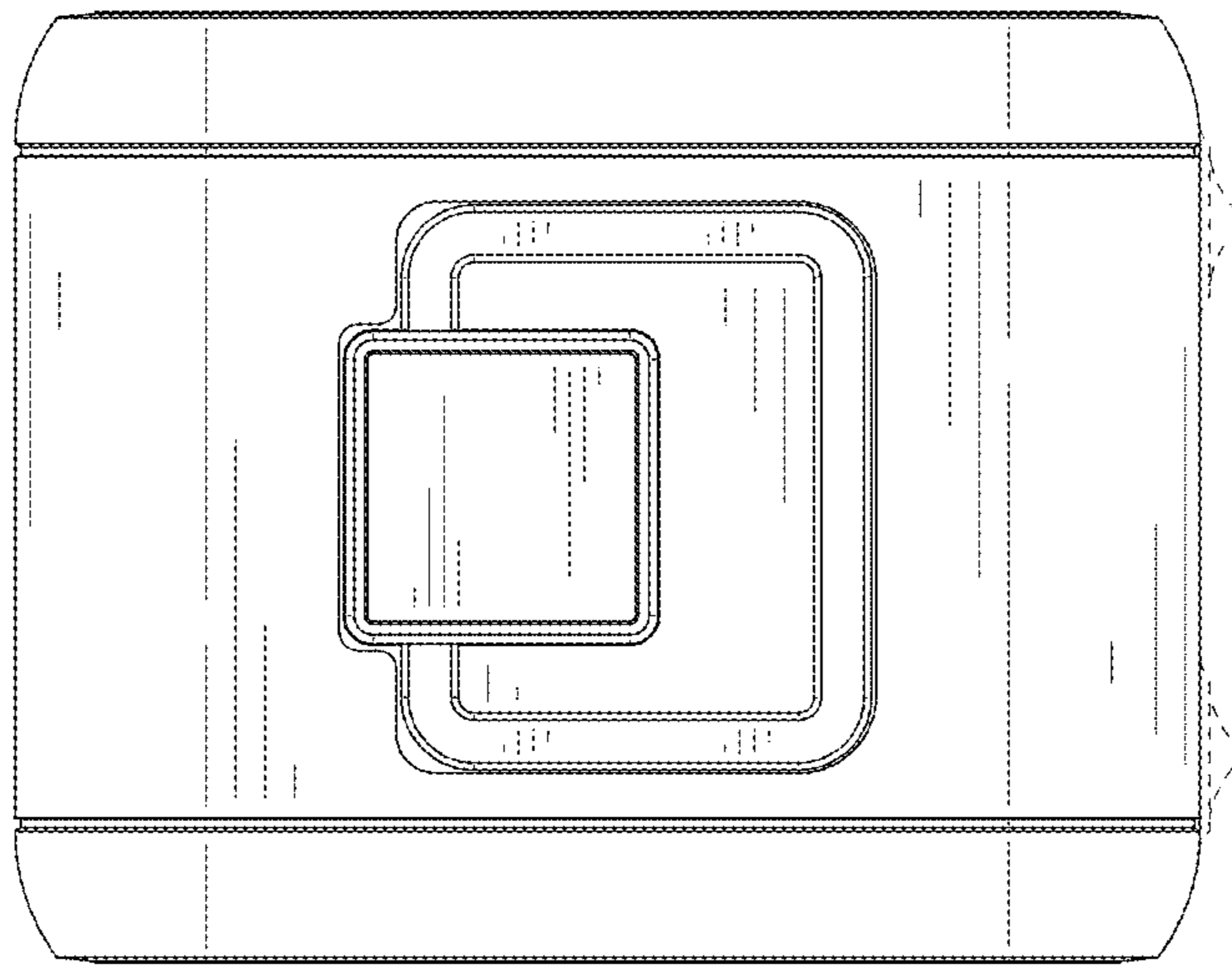


FIG. 6

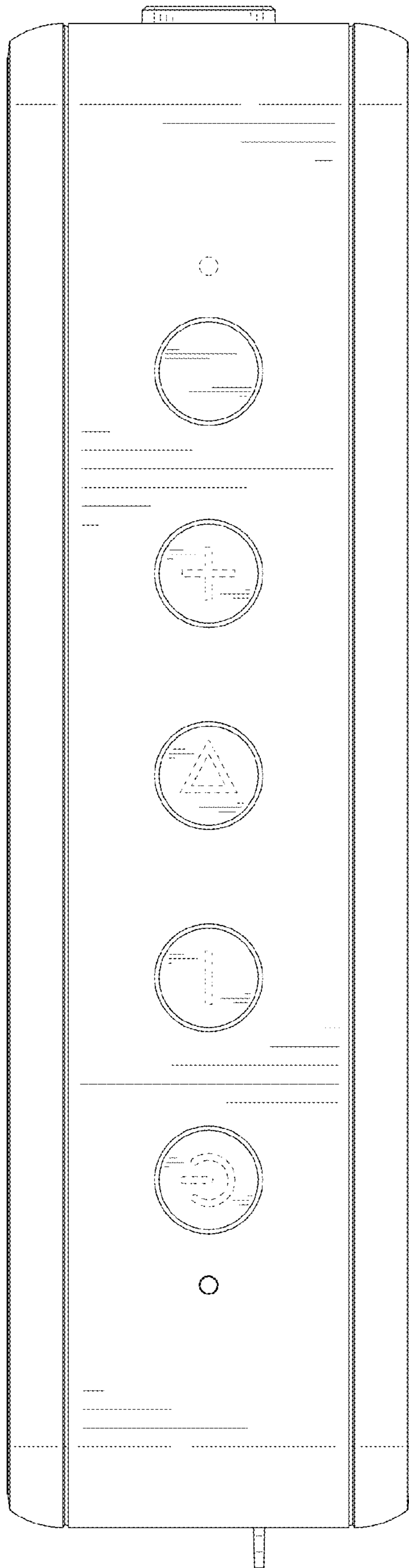


FIG. 7




FIG. 8