



US00D923586S

(12) **United States Design Patent** (10) **Patent No.:** **US D923,586 S**
Ogawa et al. (45) **Date of Patent:** **** Jun. 29, 2021**

(54) **TERMINAL BLOCK**

(56) **References Cited**

(71) Applicant: **OMRON Corporation**, Kyoto (JP)

U.S. PATENT DOCUMENTS

(72) Inventors: **Tadahiko Ogawa**, Moriyama (JP); **Aiki Kora**, Kyoto (JP); **Takashi Sakaguchi**, Takatsuki (JP); **Yuki Kuniyasu**, Kusatsu (JP)

5,474,476 A * 12/1995 Cheng H01R 24/40
439/675

(73) Assignee: **OMRON Corporation**, Kyoto (JP)

D415,996 S 11/1999 Colver et al.

(**) Term: **15 Years**

D438,376 S * 3/2001 Marshall D3/257

(21) Appl. No.: **29/690,268**

D453,739 S 2/2002 Lin

(22) Filed: **May 7, 2019**

6,488,527 B2 * 12/2002 Yoon H01R 9/2675
439/441

(30) **Foreign Application Priority Data**

D471,866 S * 3/2003 Yano D13/147

Dec. 17, 2018 (JP) 2018-027491
Dec. 17, 2018 (JP) 2018-027492
Dec. 17, 2018 (JP) 2018-027493

D472,878 S * 4/2003 Kitamura D13/147

D476,978 S * 7/2003 Dugas D14/240

(Continued)

(51) **LOC (13) Cl.** **13-03**

OTHER PUBLICATIONS

(52) **U.S. Cl.**

Mounted Power Relay with Socket. Date: Dec. 6, 2018. [online].
[Site visited Apr. 13, 2021], Available from Internet URL: <https://www.newegg.com/p/0R7-001A-01290> (Year: 2018).*

(Continued)

USPC **D13/159**

Primary Examiner — Susan Bennett Hattan

Assistant Examiner — Landon Thomas Cassell

(58) **Field of Classification Search**

USPC D13/101, 107, 110, 118, 123, 134, 146,
D13/147, 151, 153, 154, 158, 159, 160,
D13/161, 162, 173, 175, 177, 184, 199,
D13/133, 120, 155; D14/240, 256, 300,
D14/301, 302, 312, 349, 433, 434, 242,
D14/356, 496; D9/414, 723, 725, 727
CPC H01M 2220/20; H01M 10/625; H01M
2200/103; H01M 2/30; H01M 10/643;
H01L 27/2436; H01L 27/10808; H01L
28/40; H01L 29/41791; H01L 45/1253;
H02H 7/18; H01R 9/00; H01R 9/22;
H01R 9/223; H01R 9/2408; H01R
9/2425; H01R 9/245; H01R 9/28; H01R
9/2675; H01R 12/00; H01R 13/00; H01R
13/46

(74) *Attorney, Agent, or Firm* — Capitol City TechLaw

(57) **CLAIM**

The ornamental design for a terminal block, as shown and described.

DESCRIPTION

FIG. 1 is a front, top, and right side perspective view of a terminal block showing our new design;

FIG. 2 is a front view thereof;

FIG. 3 is a rear view thereof;

FIG. 4 is a left side view thereof;

FIG. 5 is a right side view thereof;

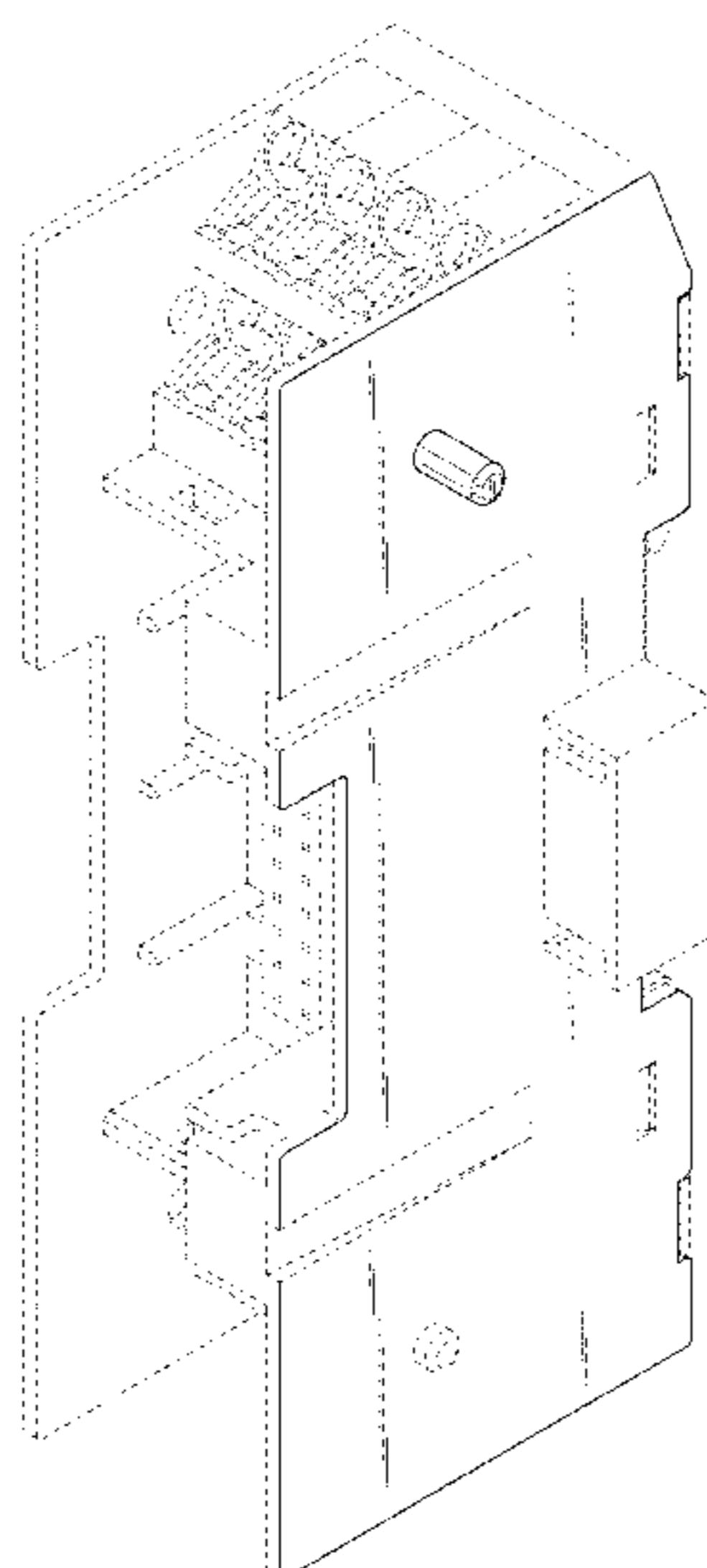
FIG. 6 is a top view thereof; and,

FIG. 7 is a bottom view thereof.

The dashed broken lines in the figures show portions of the terminal block that form no part of the claimed design.

See application file for complete search history.

1 Claim, 7 Drawing Sheets



(56)

References Cited

U.S. PATENT DOCUMENTS

D476,980 S * 7/2003 Dugas D14/240
 D529,870 S * 10/2006 McCord D13/158
 D531,132 S * 10/2006 McCord D13/158
 D531,133 S * 10/2006 McCord D13/158
 D532,752 S * 11/2006 McCord D13/158
 D537,721 S * 3/2007 Kertels D9/449
 D546,764 S * 7/2007 Ciancanelli D13/134
 D547,724 S * 7/2007 Ciancanelli D13/134
 D549,651 S 8/2007 Mancari et al.
 D560,172 S 1/2008 Ohta et al.
 D634,713 S * 3/2011 Giordanino D13/159
 D660,254 S * 5/2012 Cui D13/159
 D668,616 S 10/2012 Ohtsuji
 D678,842 S 3/2013 Shino et al.
 D691,889 S * 10/2013 Mettler D9/504
 D697,034 S 1/2014 Kobayashi
 D701,491 S 3/2014 Miyoshi
 D706,725 S * 6/2014 Majewski D13/160
 8,928,438 B2 1/2015 Masui et al.
 D728,488 S * 5/2015 Ishikawa D13/159
 9,123,494 B2 9/2015 Shinkai et al.
 D754,614 S * 4/2016 Chen D13/162.1
 D762,178 S 7/2016 Liu et al.
 D770,979 S * 11/2016 Willette D13/134
 9,570,261 B2 * 2/2017 Chen H01H 71/10
 D782,313 S * 3/2017 Roser D9/516
 D789,636 S * 6/2017 Gonzalez D32/50
 D792,343 S 7/2017 Rowe et al.
 D792,351 S * 7/2017 Masaki D13/159
 D792,352 S * 7/2017 Masaki D13/159
 D800,074 S * 10/2017 Masaki D13/159
 D810,023 S 2/2018 Asano

D814,421 S 4/2018 Curth
 10,026,577 B2 7/2018 Hiroki et al.
 D830,316 S * 10/2018 Min D13/159
 10,424,449 B2 * 9/2019 Nishio G01R 31/3278
 2002/0132504 A1 * 9/2002 Mori H01R 13/639
 439/160
 2013/0330982 A1 * 12/2013 Ferran Palau H01R 4/58
 439/792
 2015/0244087 A1 * 8/2015 Wing H01R 9/28
 439/722
 2018/0132361 A1 * 5/2018 Mehkri H05K 3/0005

OTHER PUBLICATIONS

Coil Electromagnetic Power Relay. Date: Oct. 24, 2018. [online].
 [Site visited Apr. 13, 2021], Available from Internet URL: <https://www.amazon.co.uk/dp/B07JNHXCJX/> (Year: 2018).*

220V Coil Electromagnetic Power Relay. Date: Oct. 24, 2018.
 [online]. [Site visited x/xx/2021], Available from Internet URL:
<https://www.amazon.co.uk/dp/B07JNWNL1Q/> (Year: 2018).*

Terminal Blocks. (Design—© Questel) orbit.com. [Online PDF
 compilation of references selected by examiner] 31 pgs. Print Dates
 Range Aug. 23, 2006-Dec. 8, 2017 [Retrieved Apr. 13, 2021]
<https://www.orbit.com/export/UCZAH96B/pdf4/f9593178-33d1-4003-836c-941304befec0-140529.pdf> (Year: 2021).*

Leviton Straight Blade Plug., Nov. 9, 2004, available from Internet
 URL: <https://www.amazon.com/dp/B0026GZEK2>, 2004.

Rectangular contacts. (Design -© Questel) orbit.com, 61 pages,
 Print Dates Range Jun. 19, 2012-May 11, 2018, available from
 internet URL: <https://www.orbit.com/export/UCZAH96B/pdf4/71844ale-7dba-4332-ab36-3c00cb784de5-193644.pdf> (Year: 2021).

* cited by examiner

Fig. 1

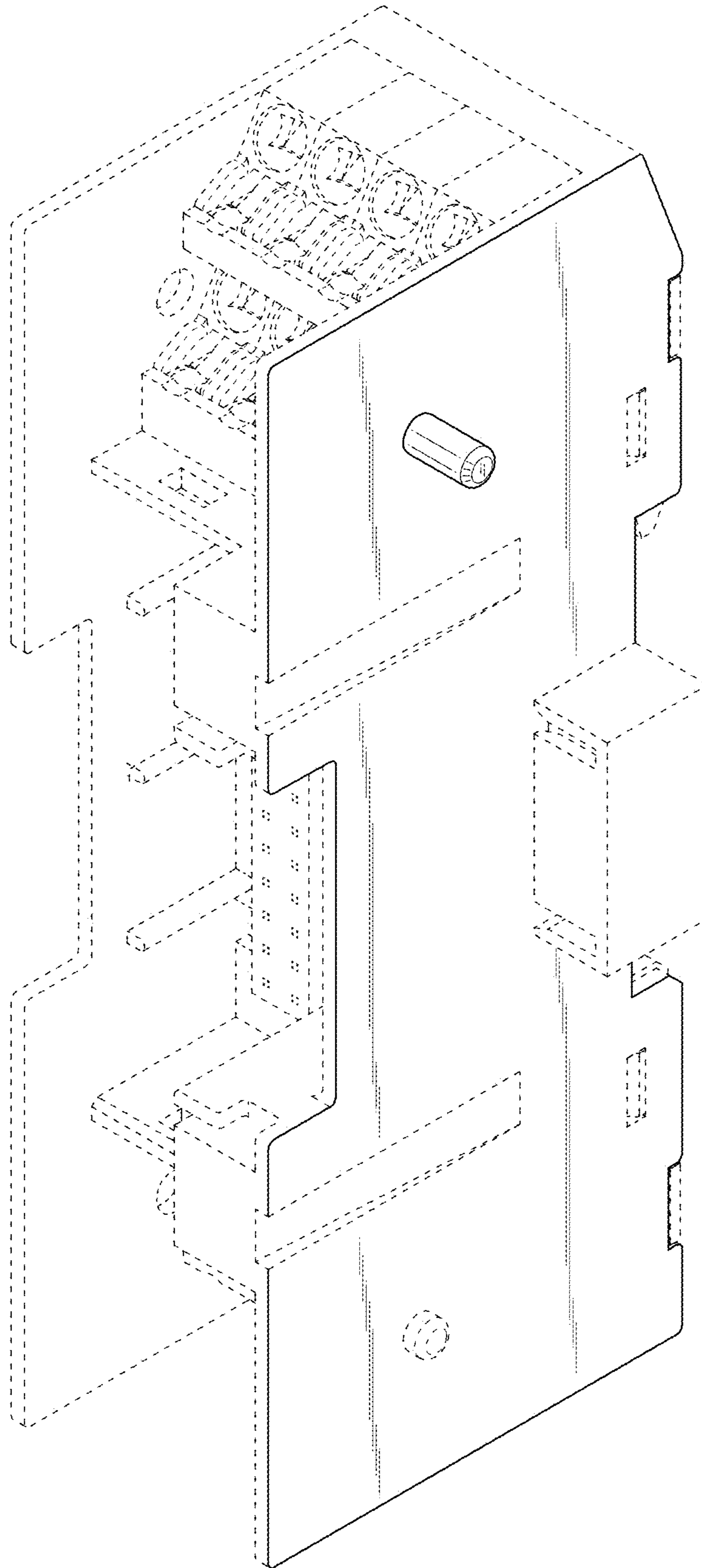


Fig. 2

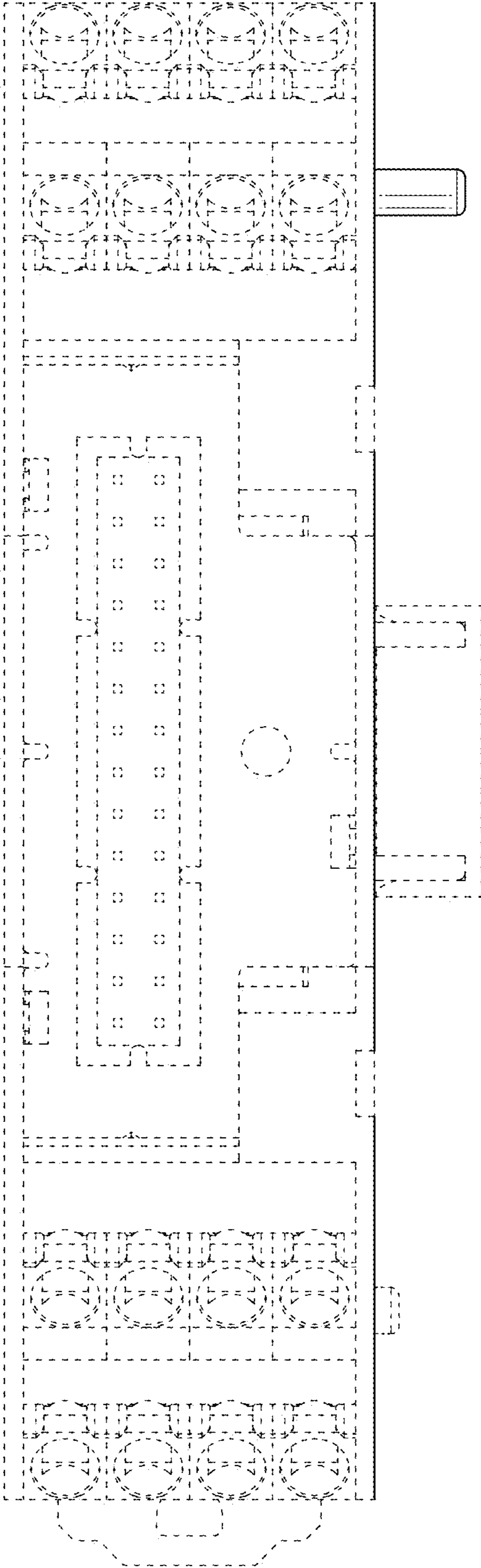


Fig. 3

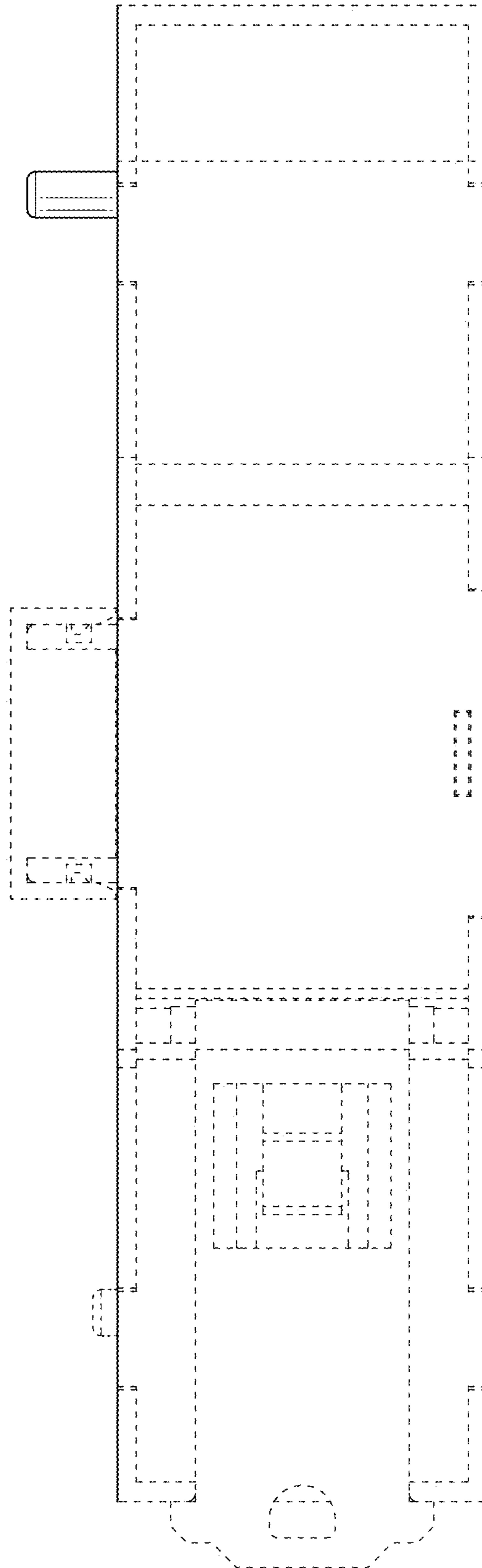


Fig. 4

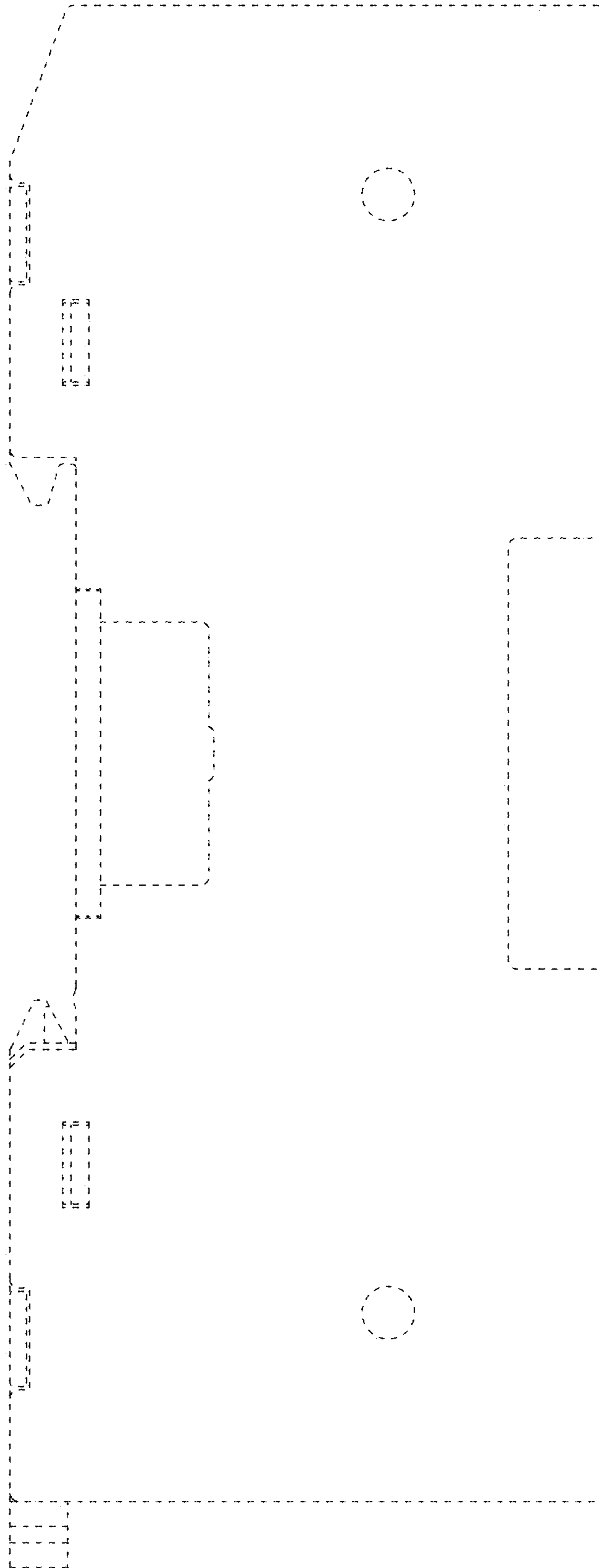


Fig. 5

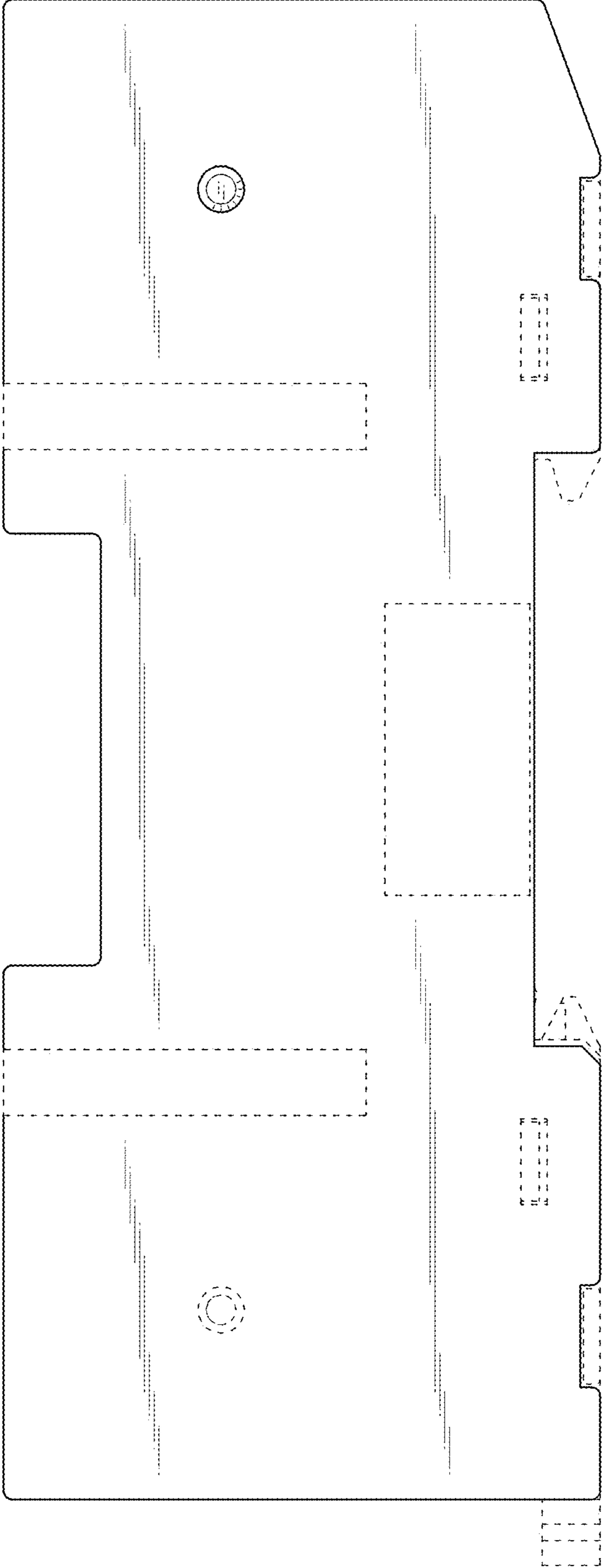


Fig. 6

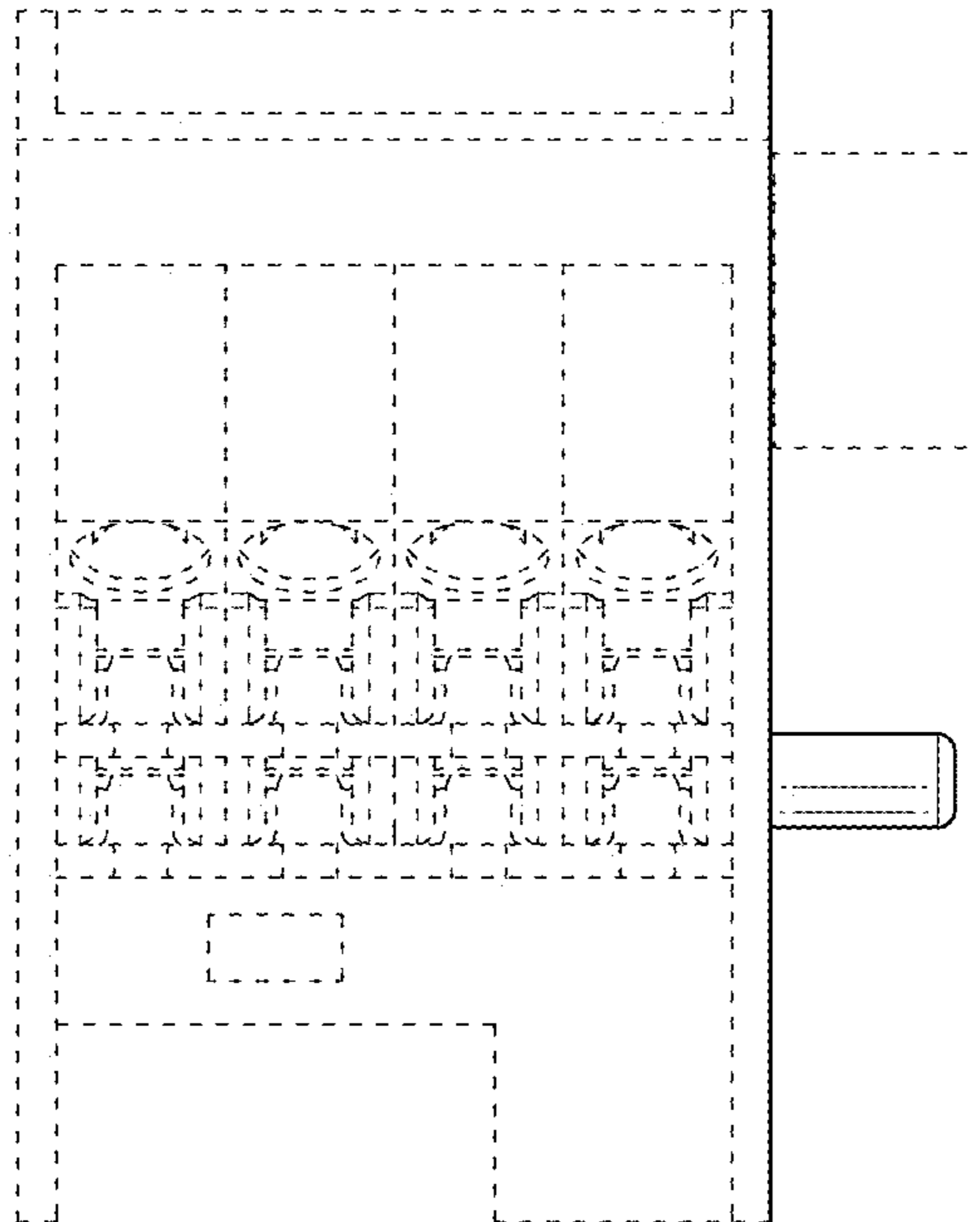


Fig. 7

