

US00D923558S

(12) **United States Design Patent**
Pulte, Jr.

(10) **Patent No.:** **US D923,558 S**

(45) **Date of Patent:** **** Jun. 29, 2021**

(54) **TIRE SIDEWALL**
(71) Applicant: **The Goodyear Tire & Rubber Company, Akron, OH (US)**
(72) Inventor: **Michael Lynch Pulte, Jr., Hudson, OH (US)**
(73) Assignee: **The Goodyear Tire & Rubber Company, Akron, OH (US)**
(**) Term: **15 Years**
(21) Appl. No.: **29/717,154**

D567,169 S 4/2008 Maxwell et al.
D569,792 S 5/2008 Holden et al.
D574,320 S 8/2008 Dixon
D581,352 S 11/2008 Harvey
D581,353 S 11/2008 Harvey
D581,354 S 11/2008 Harvey
D583,313 S 12/2008 Harvey
D585,016 S 1/2009 Weimer et al.
D585,017 S 1/2009 Shondel
D588,529 S 3/2009 Reese
D588,532 S 3/2009 Shondel
D593,487 S * 6/2009 Takahashi D12/605
D606,933 S 12/2009 Palma et al.
D608,275 S 1/2010 Maxwell
D610,978 S 3/2010 Harvey et al.
D610,980 S 3/2010 Shondel

(Continued)

(22) Filed: **Dec. 16, 2019**
(51) **LOC (13) Cl.** **12-15**
(52) **U.S. Cl.**
USPC **D12/605**
(58) **Field of Classification Search**
USPC D12/604, 605
CPC B60C 13/00; B60C 1/00
See application file for complete search history.

OTHER PUBLICATIONS

U.S. Appl. No. 29/665,287, filed Oct. 2, 2018, Schoeppner, et al.
(Continued)

Primary Examiner — Michelle E. Wilson
Assistant Examiner — Clese Moore, Jr.
(74) *Attorney, Agent, or Firm* — Robert N. Lipsik

(56) **References Cited**
U.S. PATENT DOCUMENTS

D327,810 S * 7/1992 Unger D7/396.4
D450,034 S * 11/2001 Kajikawa D12/605
D452,203 S * 12/2001 Kajikawa D12/605
D492,648 S 7/2004 Maxwell
D503,146 S 3/2005 Maxwell et al.
D517,003 S 3/2006 Shondel
D540,740 S * 4/2007 Maxwell D12/605
D542,219 S * 5/2007 Shondel D12/605
D543,497 S 5/2007 Maxwell
D550,150 S 9/2007 Shondel
D552,535 S 10/2007 Smith
D552,536 S 10/2007 Shondel
D552,537 S 10/2007 Franks et al.
D553,076 S 10/2007 Miyasaka
D563,310 S 3/2008 Shondel

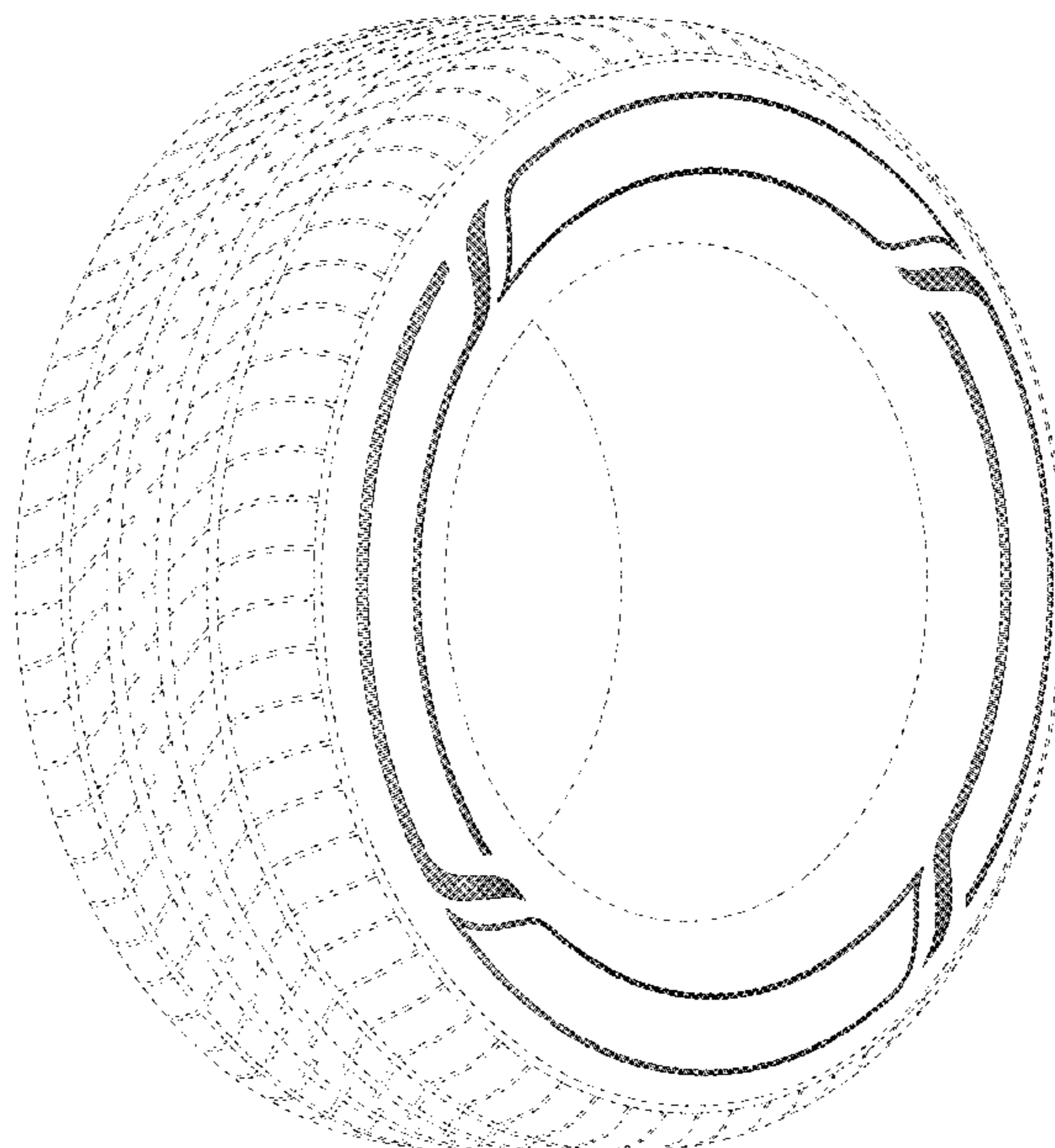
(57) **CLAIM**

The ornamental Design for a tire sidewall, as shown and described.

DESCRIPTION

FIG. 1 is a perspective view of a tire sidewall showing my new design; and,
FIG. 2 is a front elevational view thereof.
In the drawings, the broken lines showing of the tire tread, inner bead and the peripheral boundary between the tire tread and the sidewall in FIGS. 1 and 2 depict environmental subject matter and form no part of the claimed design.

1 Claim, 2 Drawing Sheets



(56)

References Cited

U.S. PATENT DOCUMENTS

D610,981 S * 3/2010 Shondel D12/605
 D611,403 S * 3/2010 Kuwano D12/605
 D614,123 S 4/2010 Harvey
 D628,959 S 12/2010 Harvey
 D640,187 S 6/2011 Fontaine
 D650,323 S 12/2011 Morito et al.
 D656,089 S 3/2012 Miyazaki
 D656,090 S 3/2012 Sato
 D667,369 S 9/2012 Fontaine et al.
 D671,066 S * 11/2012 Morito D12/605
 D678,832 S * 3/2013 Fontaine D12/605
 D683,695 S 6/2013 Takeshima
 D684,111 S 6/2013 Vandaele
 D768,067 S 10/2016 Kuwano
 D782,406 S * 3/2017 Takahashi D12/605
 D791,693 S * 7/2017 Iwabuchi D12/605
 D791,694 S * 7/2017 Sato D12/605
 D795,798 S * 8/2017 Kamada D12/605

D800,643 S * 10/2017 Scheifele D12/605
 D800,647 S * 10/2017 Morito D12/605
 D817,860 S * 5/2018 Maxwell D12/605
 D822,590 S 7/2018 Maxwell et al.
 D823,785 S 7/2018 Noel et al.
 D826,844 S * 8/2018 Yasunaga D12/605
 D830,292 S * 10/2018 Baggetta D12/605
 D850,361 S * 6/2019 Scheifele D12/605
 D851,029 S * 6/2019 Mishima D12/605
 D853,951 S * 7/2019 Kamada D12/605
 D856,915 S * 8/2019 Nagase D12/605
 D856,917 S * 8/2019 Yamaoka D12/605
 D860,930 S * 9/2019 Ishii D12/605
 D865,657 S * 11/2019 Miyazaki D12/605

OTHER PUBLICATIONS

U.S. Appl. No. 29/682,241, filed Mar. 4, 2019, Fontaine, et al.
 U.S. Appl. No. 29/684,577, filed Mar. 22, 2019, Fontaine, et al.

* cited by examiner

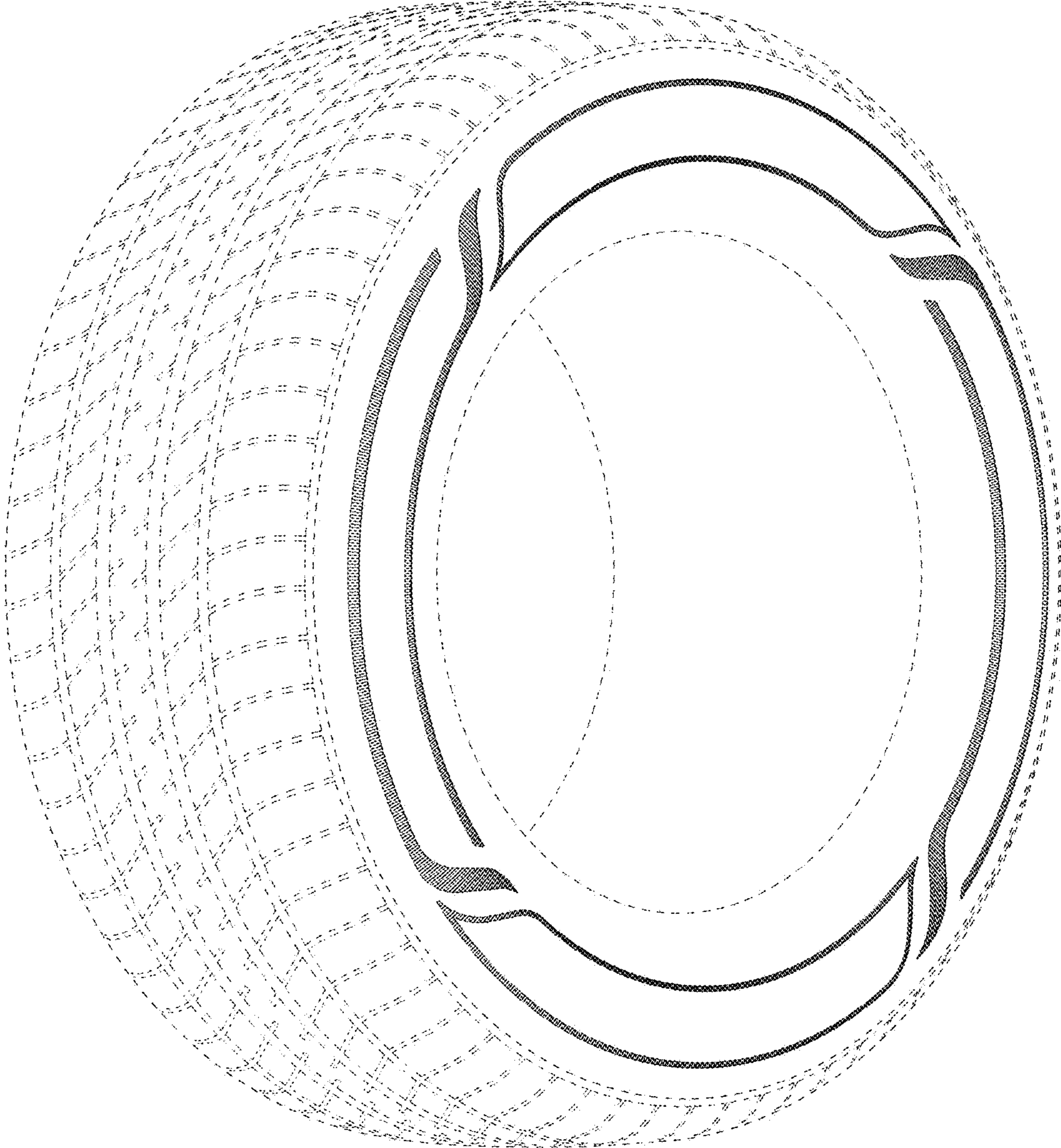


FIG - 1




FIG - 2