



US00D923537S

(12) **United States Design Patent** (10) **Patent No.:** **US D923,537 S**
Forschner (45) **Date of Patent:** **** Jun. 29, 2021**

(54) **FRONT BUMPER FOR A VEHICLE**
(71) Applicant: **Bayerische Motoren Werke Aktiengesellschaft, Munich (DE)**
(72) Inventor: **Anne Kristina Forschner, Munich (DE)**
(73) Assignee: **Bayerische Motoren Werke Aktiengesellschaft, Munich (DE)**
(**) Term: **15 Years**
(21) Appl. No.: **29/725,356**
(22) Filed: **Feb. 25, 2020**
(30) **Foreign Application Priority Data**
Sep. 3, 2019 (DE) 402019100944.2
(51) **LOC (13) Cl.** **12-16**
(52) **U.S. Cl.**
USPC **D12/169**
(58) **Field of Classification Search**
USPC D12/169, 163, 196, 86, 90-92;
296/180.1, 180.2; 293/102, 113, 115,
293/117, 120
CPC B60R 2019/25; B62D 25/084
See application file for complete search history.

(56) **References Cited**
U.S. PATENT DOCUMENTS
D494,899 S 8/2004 Chapman
D514,990 S 2/2006 Nagashima
D570,261 S 6/2008 Baum
D584,200 S 1/2009 Leclercq
D669,402 S * 10/2012 Elmitt D12/169
D716,199 S * 10/2014 Beermann D12/169
D735,096 S * 7/2015 Nissl D12/169
D748,543 S * 2/2016 Nissl D12/169
D772,120 S * 11/2016 Luk D12/169
D772,122 S * 11/2016 Zurian D12/169

D787,377 S * 5/2017 Al Attar D12/92
D787,990 S * 5/2017 Kozub D12/169
D803,100 S * 11/2017 Forschner D12/92
D803,112 S * 11/2017 Tomita D12/169
D825,412 S * 8/2018 Luk D12/169
D844,508 S 4/2019 Elstner
D845,192 S * 4/2019 Sarremejean D12/169
(Continued)

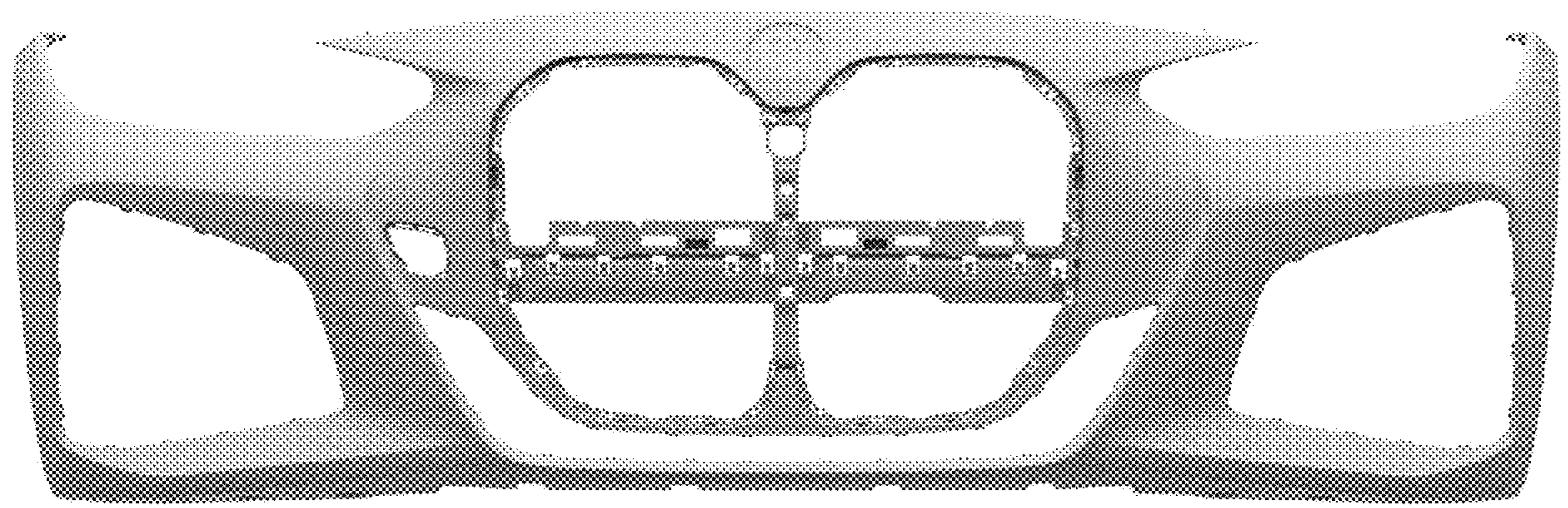
FOREIGN PATENT DOCUMENTS
DE 40301889-0009 6/2003
WO WO DM/065775 11/2004
(Continued)

Primary Examiner — Melody N Brown
(74) *Attorney, Agent, or Firm* — Crowell & Moring LLP

(57) **CLAIM**
The ornamental design for a front bumper for a vehicle, as shown and described.

DESCRIPTION
This application claims subject matter related to the following co-pending U.S. design patent applications: Application Ser. No. 29/689,421, filed Apr. 30, 2019 and entitled "Front Bumper For Vehicle"; Application Ser. No. 29/705,762, filed Sep. 16, 2019 and entitled "Front Bumper For Vehicle"; and Application Ser. No. 29/725,347, filed herewith and entitled "Front Bumper For a Vehicle".
FIG. 1 is a front elevational view of a front bumper for a vehicle showing my new design;
FIG. 2 is a right, front perspective view thereof;
FIG. 3 is a left, bottom perspective view thereof;
FIG. 4 is a right side elevational view thereof;
FIG. 5 is a left side elevational view thereof;
FIG. 6 is a top plan view thereof;
FIG. 7 is a bottom plan view thereof; and,
FIG. 8 is a rear elevational view thereof.

1 Claim, 8 Drawing Sheets



(56)

References Cited

U.S. PATENT DOCUMENTS

D852,691	S	*	7/2019	Tovey	D12/169
D855,510	S	*	8/2019	Nissl	D12/169
D867,233	S		11/2019	Peplowski		
D873,727	S	*	1/2020	Schneider	D12/169
D875,624	S		2/2020	Tanghe		
D885,266	S	*	5/2020	Kezha	D12/169
D885,267	S	*	5/2020	Tanghe	D12/169
D890,649	S	*	7/2020	Kang	D12/169
D890,650	S	*	7/2020	Kang	D12/169
D890,652	S	*	7/2020	Al Attar	D12/169
D890,653	S	*	7/2020	Sarremejean	D12/169
D891,323	S	*	7/2020	Peplowski	D12/169
D902,094	S	*	11/2020	Peplowski	D12/169
D902,095	S	*	11/2020	Wietzychowski	D12/169
D902,804	S	*	11/2020	Guille	D12/169
D911,229	S	*	2/2021	Wietzychowski	D12/169

FOREIGN PATENT DOCUMENTS

WO	WO DM/068441	1/2007
WO	WO DM/069072	12/2007
WO	WO DM/084038	1/2015
WO	WO DM/084222	2/2015
WO	WO DM/094978	8/2017
WO	WO DM/200928	10/2019
WO	WO DM/205033	3/2020

* cited by examiner

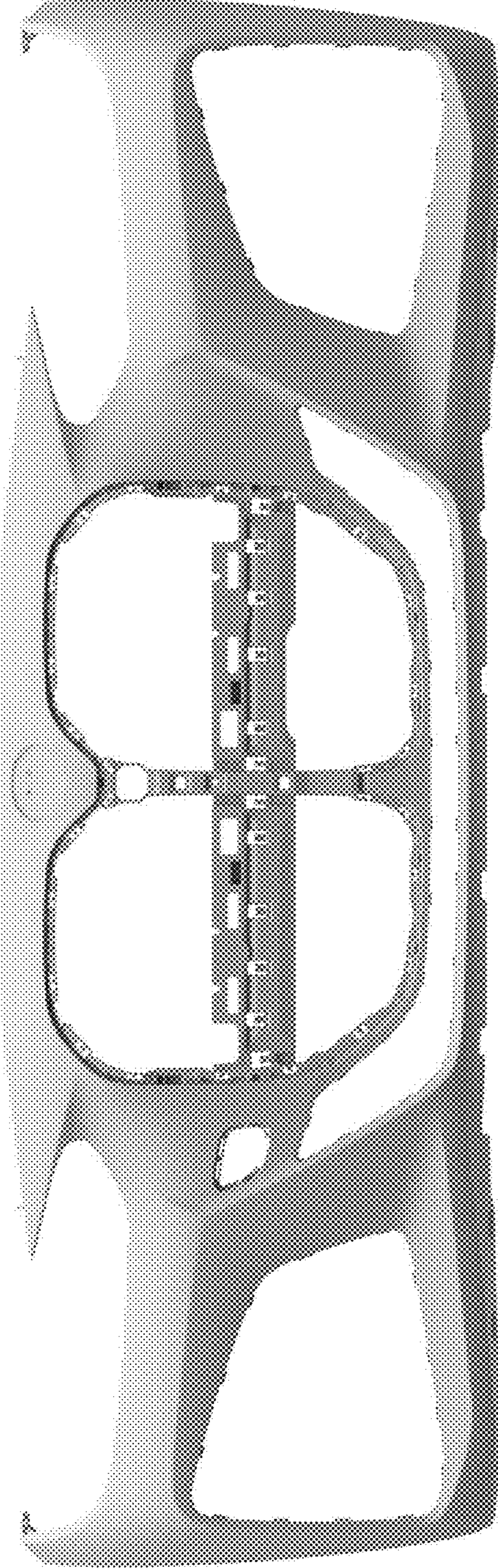


Fig. 1

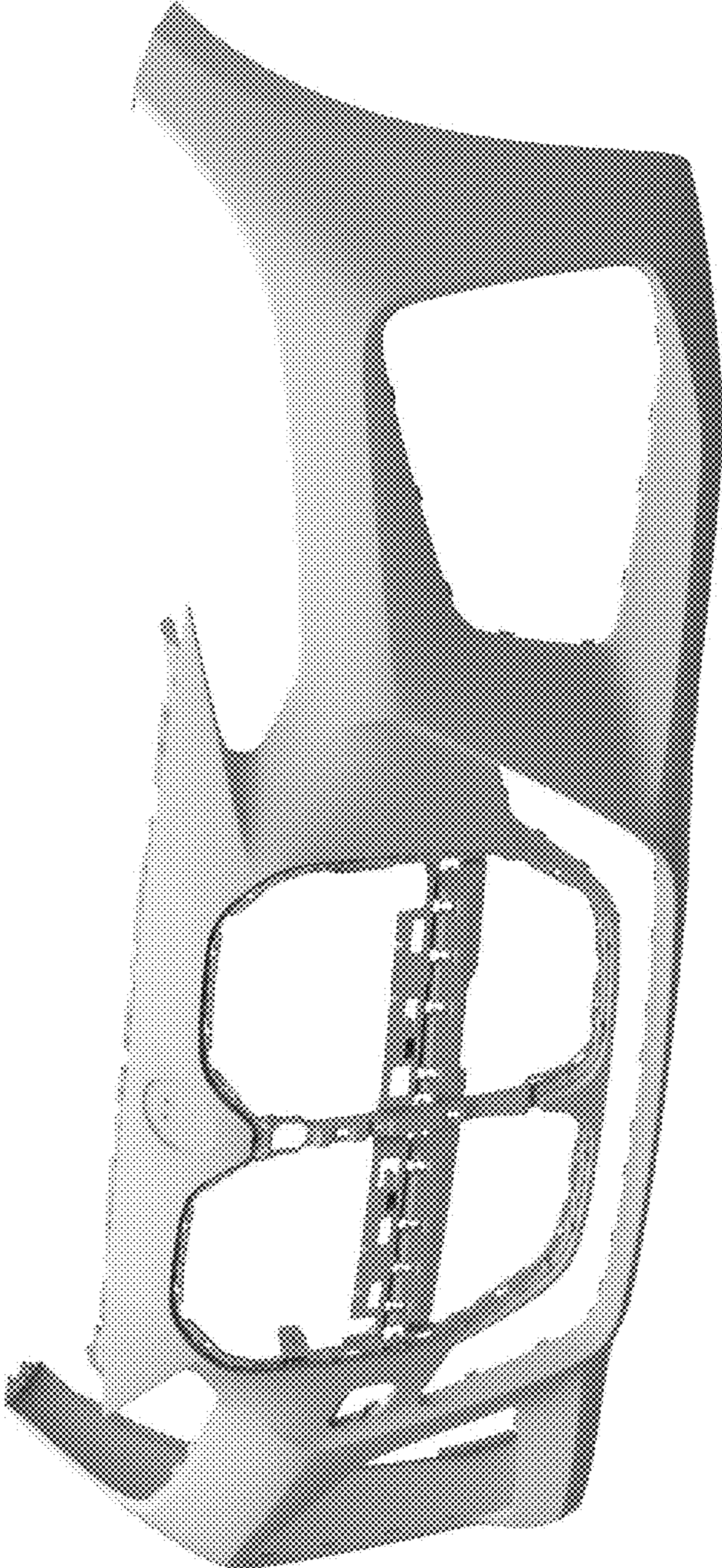


Fig. 2

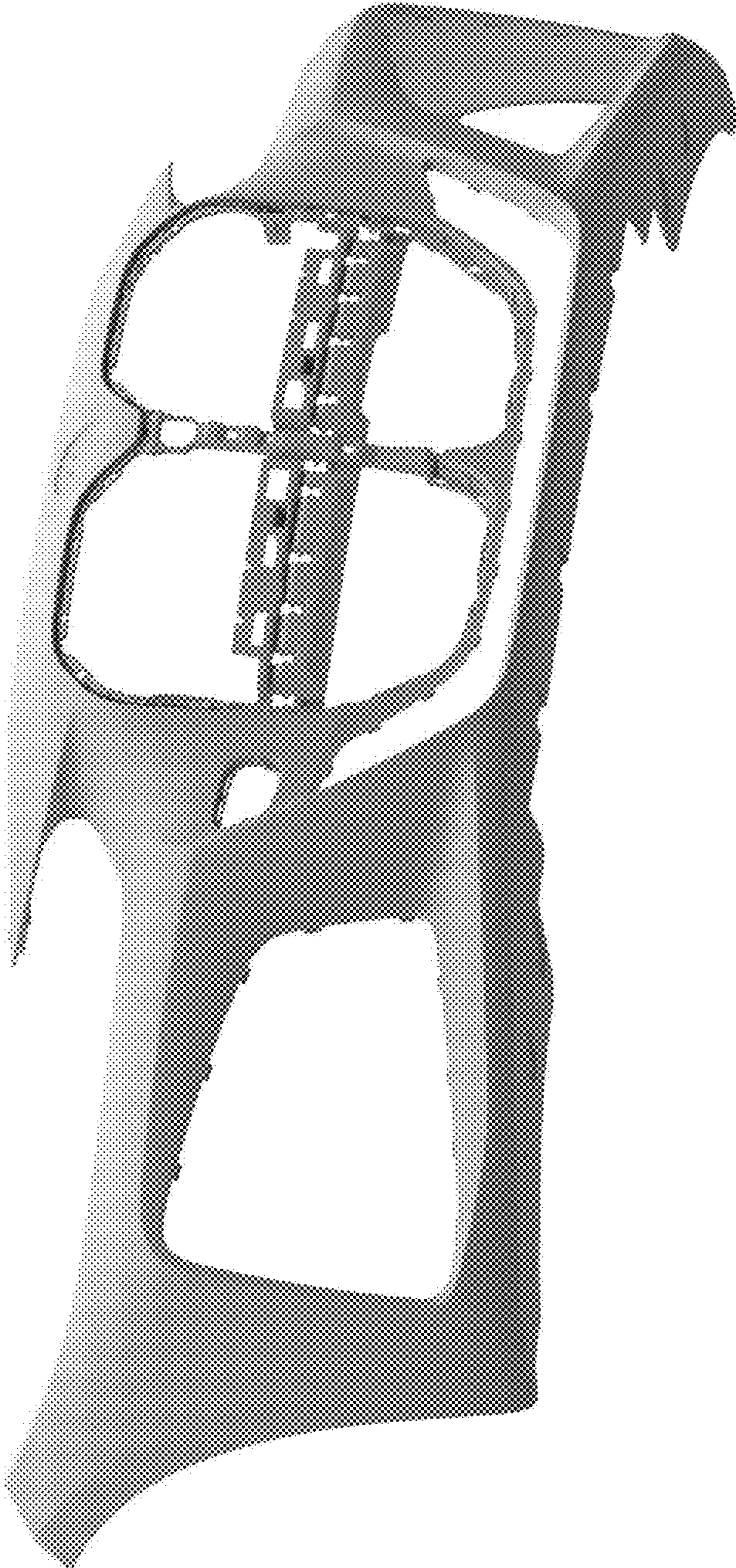


Fig. 3

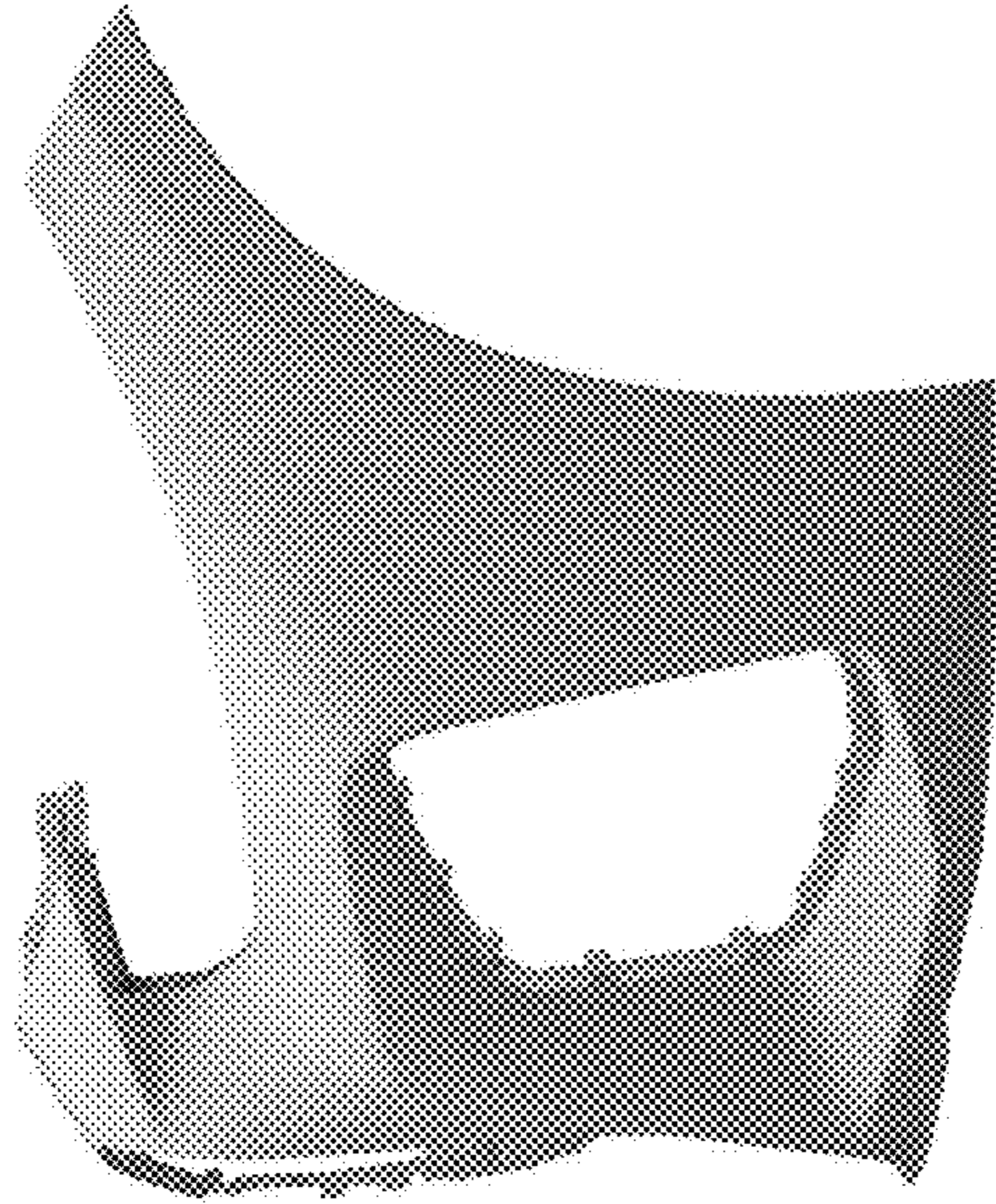


Fig. 4




Fig. 5



Fig. 6

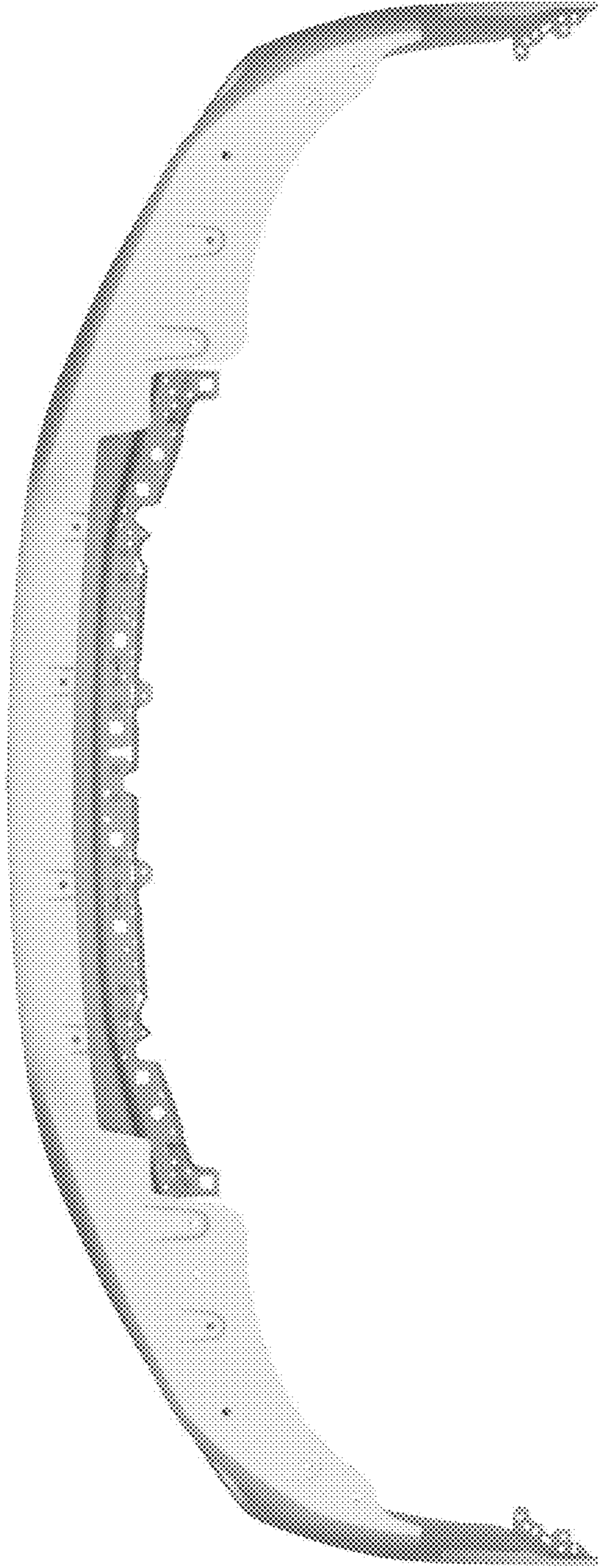


Fig. 7




Fig. 8