



US00D923536S

(12) **United States Design Patent** (10) **Patent No.:** **US D923,536 S**  
**Lim** (45) **Date of Patent:** **\*\* Jun. 29, 2021**

(54) **FRONT BUMPER FOR A VEHICLE**  
(71) Applicant: **Bayerische Motoren Werke Aktiengesellschaft, Munich (DE)**  
(72) Inventor: **Seungmo Lim, Munich (DE)**  
(73) Assignee: **Bayerische Motoren Werke Aktiengesellschaft, Munich (DE)**

D803,100 S \* 11/2017 Forschner ..... D12/92  
D803,112 S \* 11/2017 Tomita ..... D12/169  
D825,412 S \* 8/2018 Luk ..... D12/169  
D840,296 S 2/2019 Buckingham  
D845,192 S \* 4/2019 Sarremejean ..... D12/169  
D852,691 S \* 7/2019 Tovey ..... D12/169  
D855,510 S \* 8/2019 Nissl ..... D12/169  
D873,727 S 1/2020 Schneider

(Continued)

(\*\*) Term: **15 Years**  
(21) Appl. No.: **29/725,347**  
(22) Filed: **Feb. 25, 2020**

**FOREIGN PATENT DOCUMENTS**

WO WO DM/060154 7/2002  
WO WO DM/064917 3/2004  
WO WO DM/065775 11/2004

*Primary Examiner* — Melody N Brown

(74) *Attorney, Agent, or Firm* — Crowell & Moring LLP

(30) **Foreign Application Priority Data**  
Sep. 3, 2019 (DE) ..... 402019100944.2  
(51) **LOC (13) Cl.** ..... **12-16**  
(52) **U.S. Cl.**  
USPC ..... **D12/169**  
(58) **Field of Classification Search**  
USPC ..... D12/169, 163, 196, 86, 90-92;  
296/180.1, 180.2; 293/102, 113, 115,  
293/117, 120  
CPC ..... B60R 2019/25; B62D 25/084  
See application file for complete search history.

(57) **CLAIM**

The ornamental design for a front bumper for a vehicle, as shown and described.

**DESCRIPTION**

This application contains subject matter related to the following co-pending U.S. design patent applications: application Ser. No. 29/725,345, filed herewith and entitled "Vehicle, Toy, and/or Replicas Thereof"; application Ser. No. 29/725,353, filed herewith and entitled "Vehicle, Toy, and/or Replicas Thereof"; and application Ser. No. 29/725,356, filed herewith and entitled "Front Bumper for a Vehicle".

FIG. 1 is a front elevational view of a front bumper for a vehicle showing my new design;

FIG. 2 is a right, front perspective view thereof;

FIG. 3 is a left, bottom perspective view thereof;

FIG. 4 is a right side elevational view thereof;

FIG. 5 is a left side elevational view thereof;

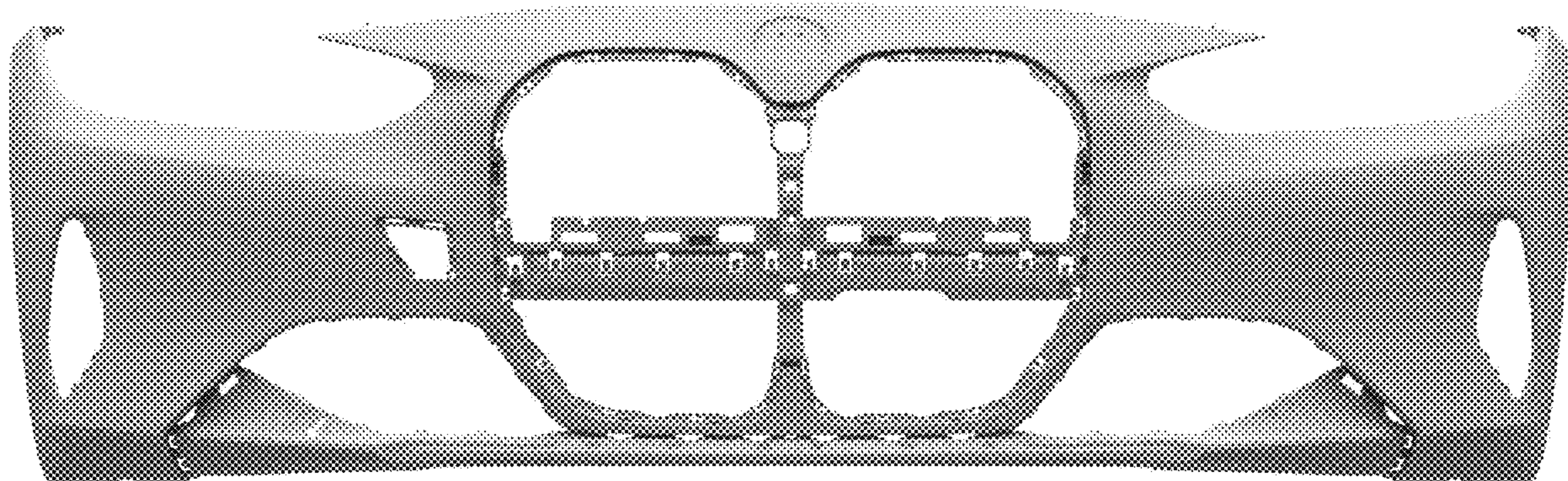
FIG. 6 is a top plan view thereof;

FIG. 7 is a bottom plan view thereof; and,

FIG. 8 is a rear elevational view thereof.

**1 Claim, 8 Drawing Sheets**

(56) **References Cited**  
U.S. PATENT DOCUMENTS  
D467,206 S 12/2002 Warming  
D494,899 S 8/2004 Chapman  
D514,990 S 2/2006 Nagashima  
D669,402 S \* 10/2012 Elmitt ..... D12/169  
D716,199 S \* 10/2014 Beermann ..... D12/169  
D735,096 S \* 7/2015 Nissl ..... D12/169  
D748,543 S \* 2/2016 Nissl ..... D12/169  
D772,120 S \* 11/2016 Luk ..... D12/169  
D772,122 S \* 11/2016 Zurian ..... D12/169  
D787,377 S \* 5/2017 Al Attar ..... D12/92  
D787,990 S \* 5/2017 Kozub ..... D12/169



(56)

**References Cited**

U.S. PATENT DOCUMENTS

D875,624 S *	2/2020	Tanghe .....	D12/169
D885,266 S *	5/2020	Kezha .....	D12/169
D885,267 S *	5/2020	Tanghe .....	D12/169
D890,649 S *	7/2020	Kang .....	D12/169
D890,650 S *	7/2020	Kang .....	D12/169
D890,652 S *	7/2020	Al Attar .....	D12/169
D890,653 S *	7/2020	Sarremejean .....	D12/169
D891,323 S *	7/2020	Peplowski .....	D12/169
D902,094 S *	11/2020	Peplowski .....	D12/169
D902,095 S *	11/2020	Wietrychowski .....	D12/169
D902,804 S *	11/2020	Guille .....	D12/169
D911,229 S *	2/2021	Wietrychowski .....	D12/169

\* cited by examiner



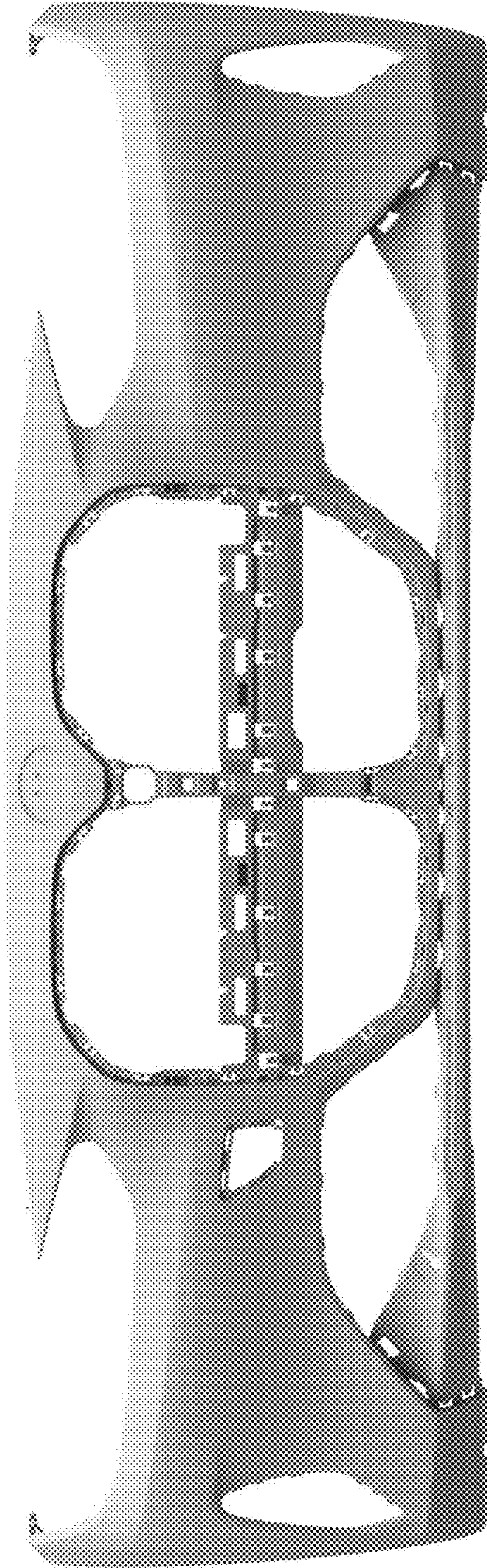


Fig. 1






Fig. 2



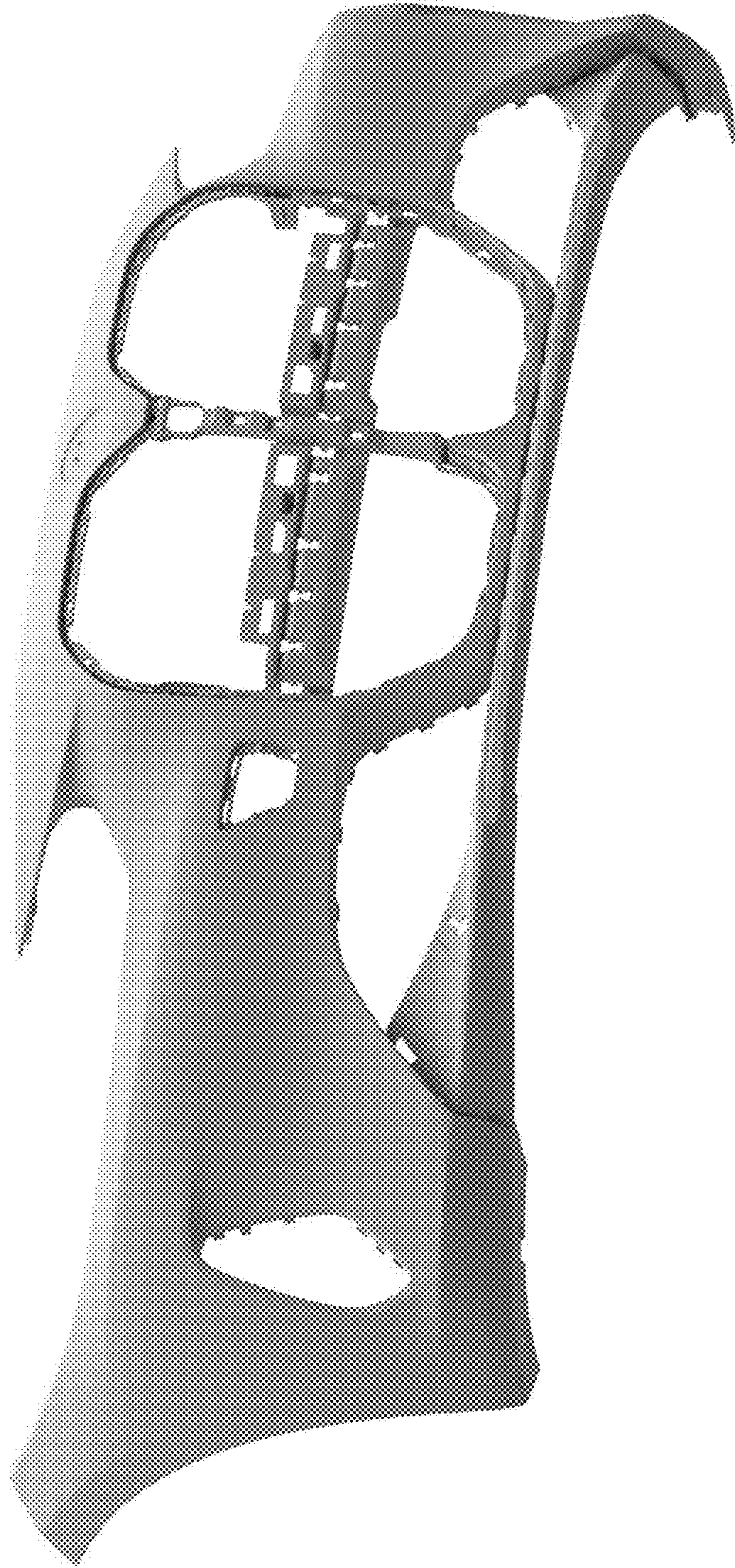


Fig. 3




Fig. 4




Fig. 5






Fig. 6



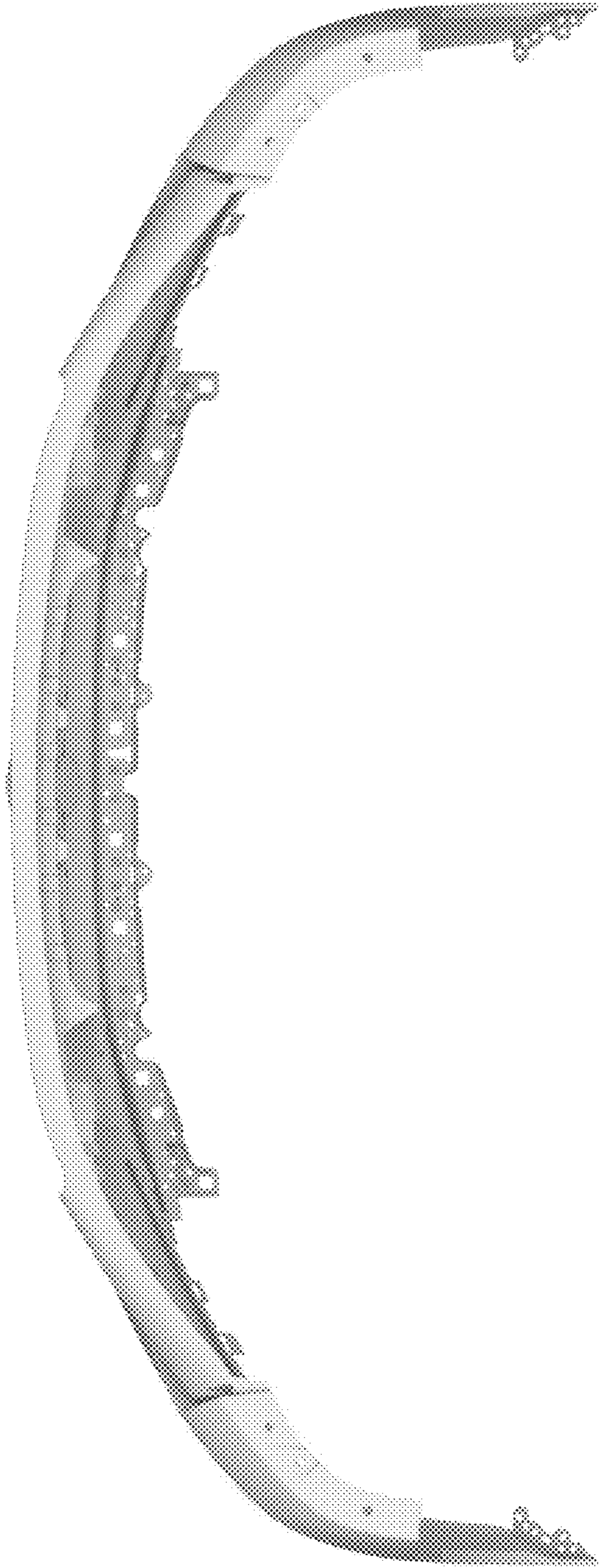


Fig. 7




Fig. 8