



US00D923515S

(12) **United States Design Patent**
Patel et al.

(10) **Patent No.:** **US D923,515 S**

(45) **Date of Patent:** **** Jun. 29, 2021**

- (54) **VEHICLE BODY**
- (71) Applicant: **Jaguar Land Rover Limited**, Whitley Coventry (GB)
- (72) Inventors: **Paven Patel**, Whitley Coventry (GB); **Alex Chan**, Whitley Coventry (GB)
- (73) Assignee: **Jaguar Land Rover Limited**, Whitley Coventry (GB)
- (**) Term: **15 Years**
- (21) Appl. No.: **29/747,771**
- (22) Filed: **Aug. 25, 2020**

D749,996 S *	2/2016	Henstridge	D12/164
D783,468 S *	4/2017	Patel	D12/164
D783,469 S *	4/2017	Patel	D12/164
D783,470 S *	4/2017	Peat	D12/164
D784,856 S *	4/2017	Hatton	D12/91
D807,245 S *	1/2018	Patel	D12/164
D807,246 S *	1/2018	Peat	D12/164
D807,788 S *	1/2018	Hatton	D12/91
D811,955 S *	3/2018	Patel	D12/164
D813,100 S *	3/2018	Hatton	D12/92
D832,144 S *	10/2018	Hatton	D12/91
D840,268 S *	2/2019	Beaven	D12/91
D859,212 S *	9/2019	Beckles	D12/91
D867,931 S *	11/2019	Peat	D12/92
D881,070 S *	4/2020	Smith	D12/91
D903,531 S *	12/2020	Beaven	D12/91
D906,882 S *	1/2021	Beckles	D12/91
D910,488 S *	2/2021	Beckles	D12/91

* cited by examiner

Related U.S. Application Data

- (62) Division of application No. 29/684,516, filed on Mar. 21, 2019, now Pat. No. Des. 894,070, which is a division of application No. 29/629,459, filed on Dec. 13, 2017, now Pat. No. Des. 847,024.
- (51) **LOC (13) Cl.** **12-08**
- (52) **U.S. Cl.**
USPC **D12/91**
- (58) **Field of Classification Search**
USPC D12/86, 90-92, 88; D21/424, 433, 434, D21/533; 296/181.1-181.5, 183.1
CPC B62D 25/00; B62D 25/06; B62D 33/00; B62D 35/00
See application file for complete search history.

Primary Examiner — Melody N Brown

(74) *Attorney, Agent, or Firm* — Wood Herron & Evans LLP

(57) **CLAIM**

The ornamental design for a vehicle body, as shown and described.

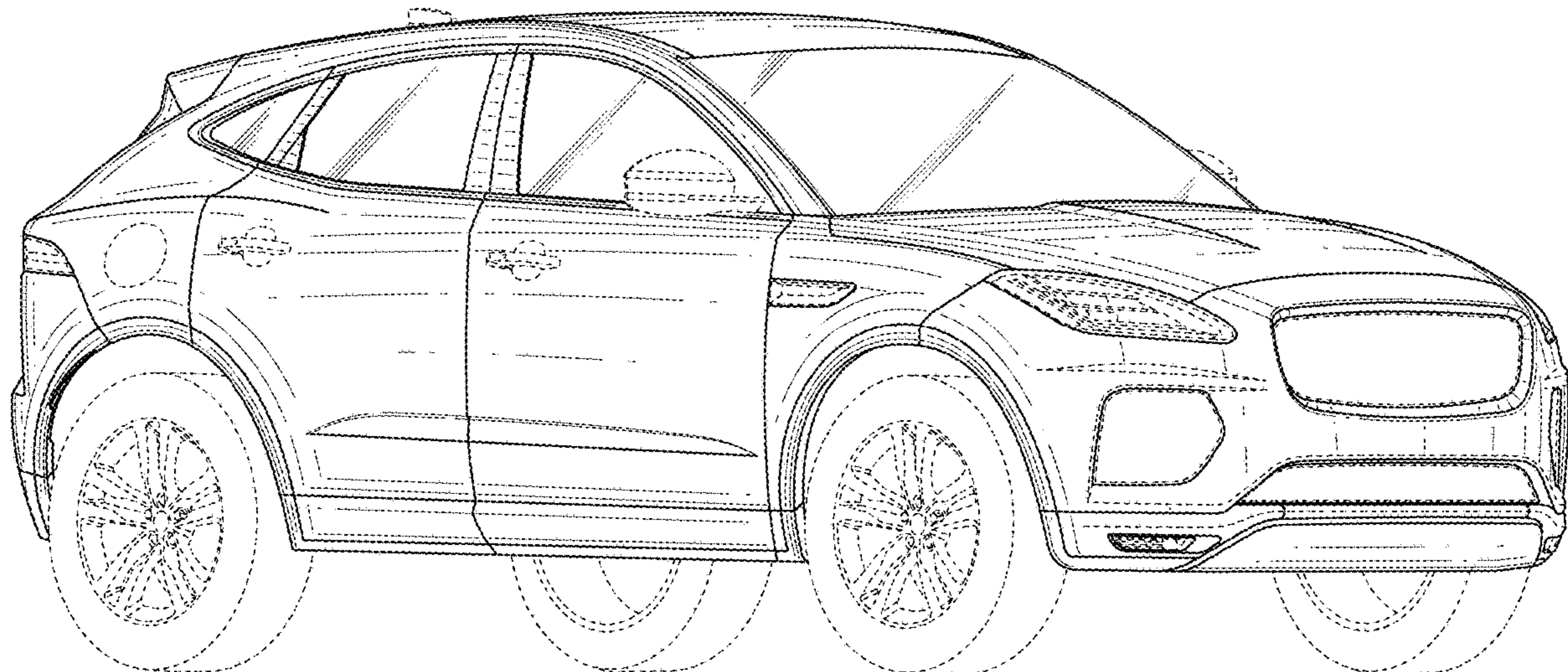
DESCRIPTION

FIG. 1 is a left, front perspective view of a vehicle body showing our new design;
FIG. 2 is a right, rear perspective view thereof;
FIG. 3 is a right side elevational view thereof;
FIG. 4 is a left side elevational view thereof;
FIG. 5 is a front elevational view thereof;
FIG. 6 is a rear elevational view thereof; and,
FIG. 7 is a top plan view thereof.

The broken lines shown throughout the drawings views are for environmental and illustrative purposes representing boundaries that form no part of the claimed design.

1 Claim, 6 Drawing Sheets

- (56) **References Cited**
U.S. PATENT DOCUMENTS
D698,697 S * 2/2014 Winkelmann D12/91
D719,878 S * 12/2014 Webber D12/92
D725,007 S * 3/2015 Beaven D12/164
D731,922 S * 6/2015 Beaven D12/91
D739,305 S * 9/2015 Gunnarson D12/91



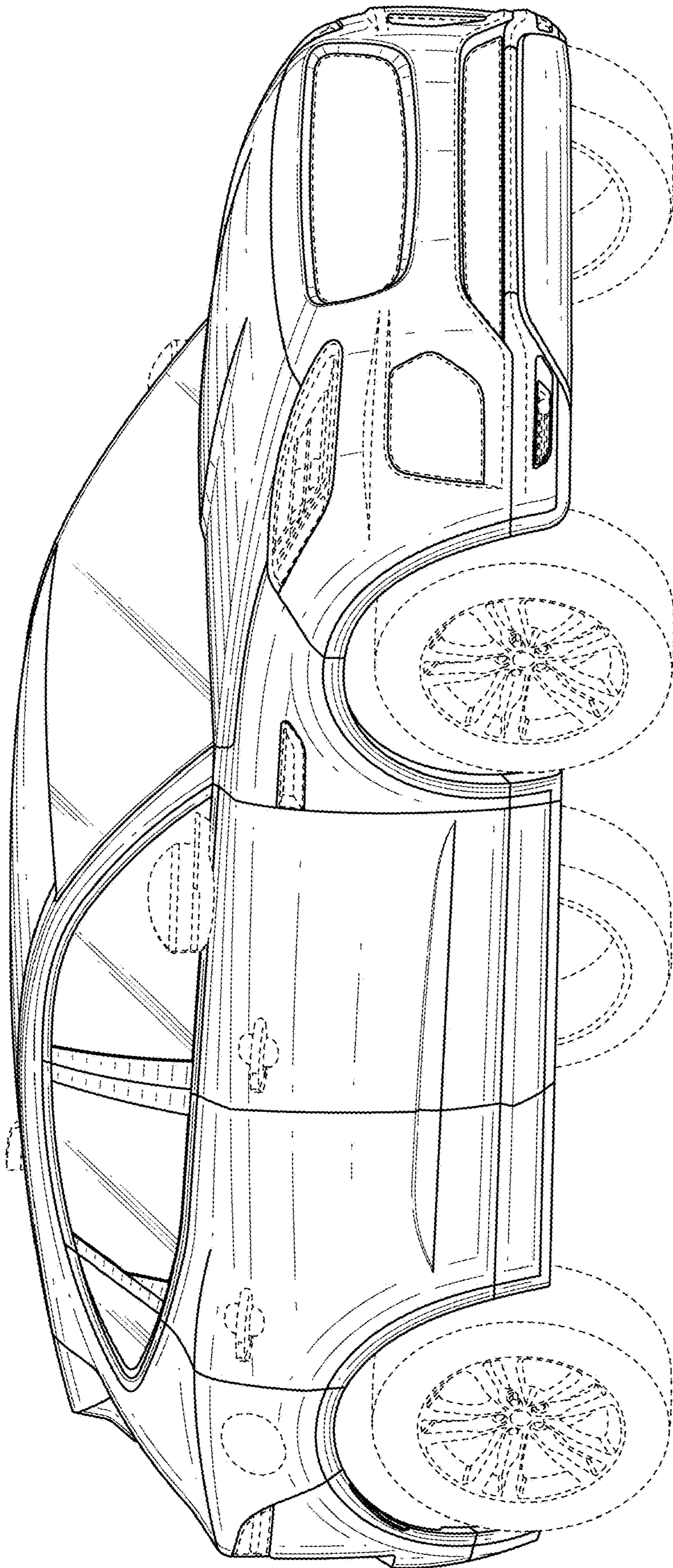


FIG. 1

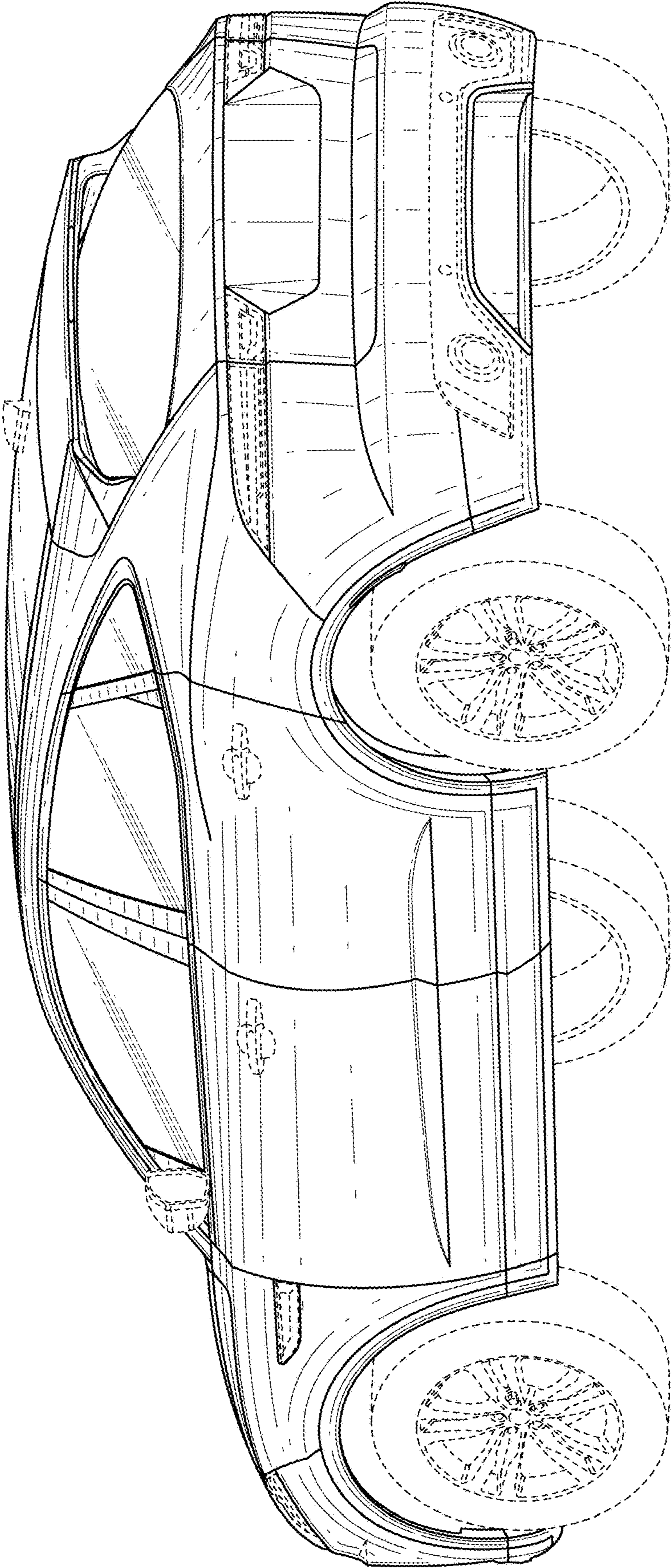


FIG. 2

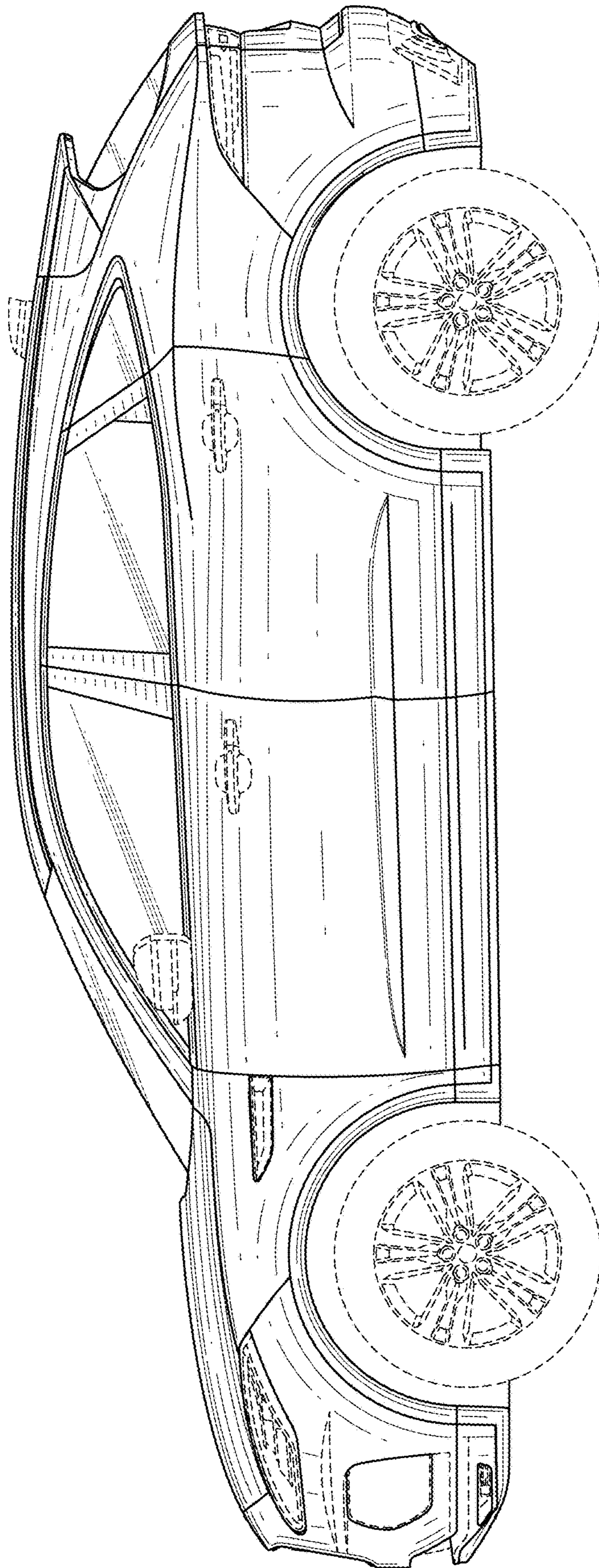


FIG. 3

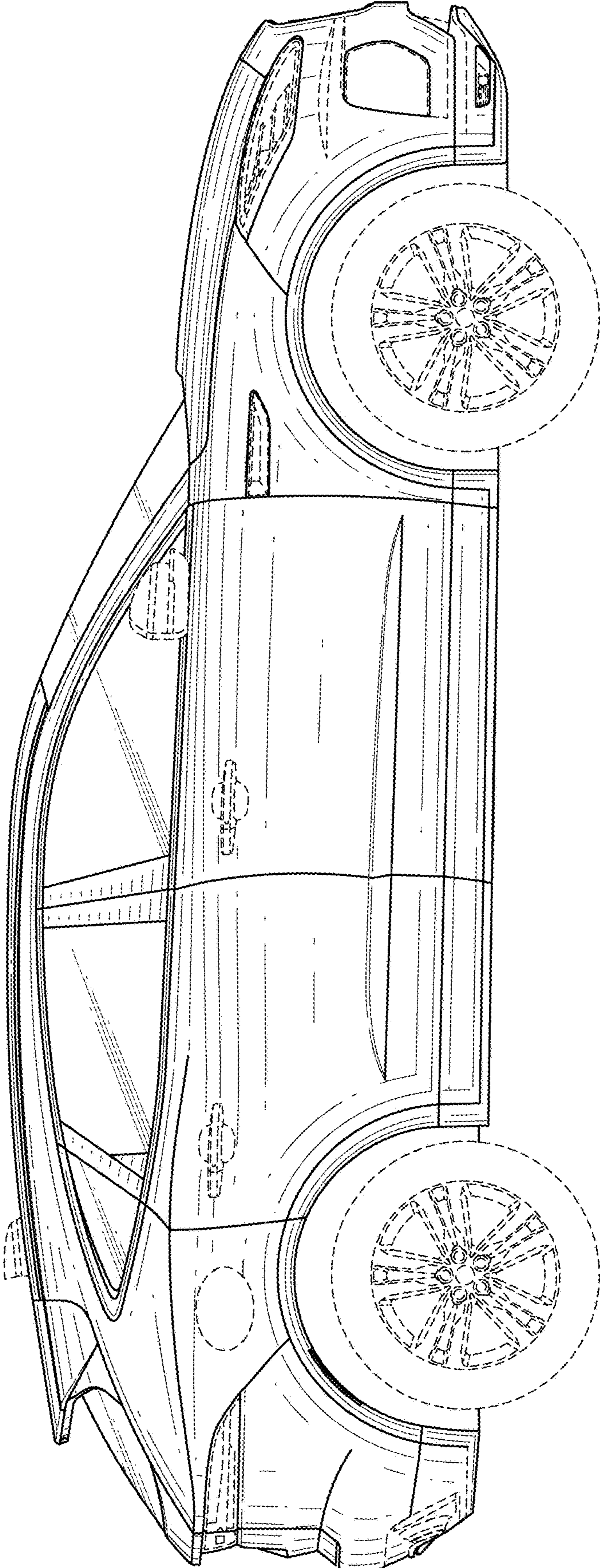


FIG. 4




FIG. 5




FIG. 6

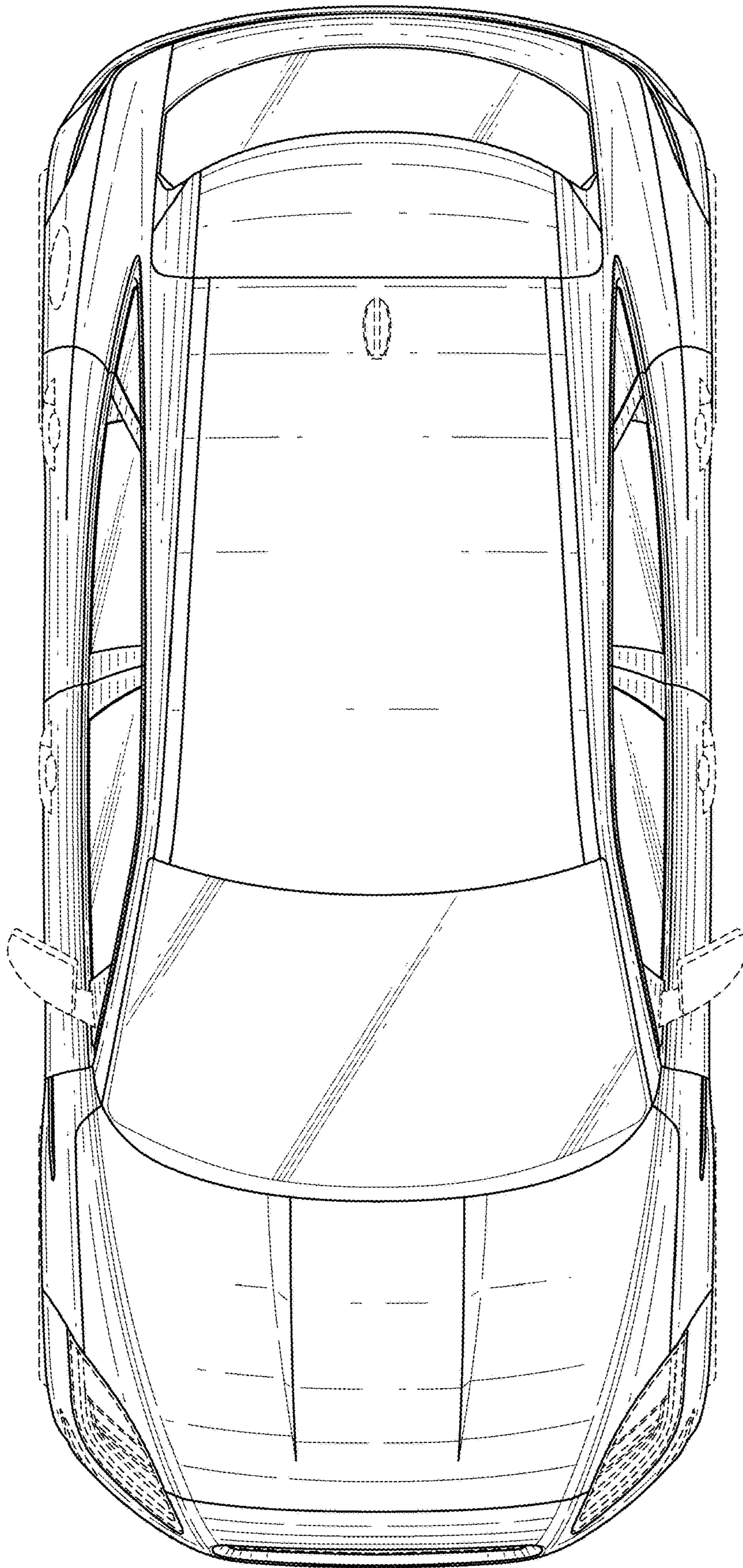


FIG. 7

UNITED STATES PATENT AND TRADEMARK OFFICE
CERTIFICATE OF CORRECTION

PATENT NO. : D923,515 S
APPLICATION NO. : 29/747771
DATED : June 29, 2021
INVENTOR(S) : Paven Patel et al.

Page 1 of 1

It is certified that error appears in the above-identified patent and that said Letters Patent is hereby corrected as shown below:

On the Title Page


Add item (30) as follows:

--(30) Foreign Application Priority Data

June 15, 2017 (EM).....004049039

June 21, 2017 (EM).....004060630.--

Signed and Sealed this
Tenth Day of May, 2022



Katherine Kelly Vidal
Director of the United States Patent and Trademark Office