



US00D923480S

(12) **United States Design Patent**
Xoy et al.

(10) **Patent No.:** **US D923,480 S**
(45) **Date of Patent:** **** Jun. 29, 2021**

- (54) **CONTAINER** 5,178,276 A 1/1993 Sheets
D336,595 S 6/1993 Jones
D393,802 S 4/1998 Collette et al.
D427,062 S * 6/2000 Alvarez B65D 55/16
D9/523
- (71) Applicant: **Colgate-Palmolive Company**, New York, NY (US)
- (72) Inventors: **Oscar Xoy**, New Brunswick, NJ (US);
Scott Demarest, Loudon, TN (US);
Vijay Rajen, Cincinnati, OH (US);
Trivikram Belagod, Jersey City, NJ (US);
Zachary Nelson, West Chester, OH (US)
D473,572 S 4/2003 Linberg et al.
6,823,651 B2 11/2004 Thierjung et al.
D520,367 S 5/2006 Morris
D537,851 S 3/2007 Mount
D538,309 S 3/2007 Mount
7,857,157 B2 12/2010 Lane et al.
D646,974 S * 10/2011 Latour D9/575
8,678,188 B2 3/2014 Larsen
D711,438 S 8/2014 Garg
D711,439 S 8/2014 Garg
D711,945 S 8/2014 Garg
D712,442 S 9/2014 Garg
D717,658 S 11/2014 Fadelli
D723,373 S 3/2015 Wahl
D751,916 S * 3/2016 Dygert D9/574
D779,331 S * 2/2017 Robson D9/575
D791,201 S 7/2017 Kim et al.
- (73) Assignee: **Colgate-Palmolive Company**, New York, NY (US)
- (**) Term: **15 Years**
- (21) Appl. No.: **29/652,832**
- (22) Filed: **Dec. 11, 2020**

Related U.S. Application Data

- (62) Division of application No. 29/674,457, filed on Dec. 21, 2018, now Pat. No. Des. 907,506.
- (51) **LOC (13) Cl.** **09-01**
- (52) **U.S. Cl.**
USPC **D9/542; D9/574; D15/90**
- (58) **Field of Classification Search**
USPC D9/522, 523, 527, 528, 529, 542, 543,
D9/558, 571, 574, 575, 516, 530, 536,
D9/540; D15/89, 90; D3/202
CPC B65D 1/0223; B65D 2501/0081; B65D
2543/00296; B65D 23/102; B65D
2543/00092
See application file for complete search history.

(56) **References Cited**

U.S. PATENT DOCUMENTS

- 5,002,199 A 3/1991 Frahm
D322,383 S 12/1991 Jones

Primary Examiner — Brett Miller
Assistant Examiner — Rani J Abdallah

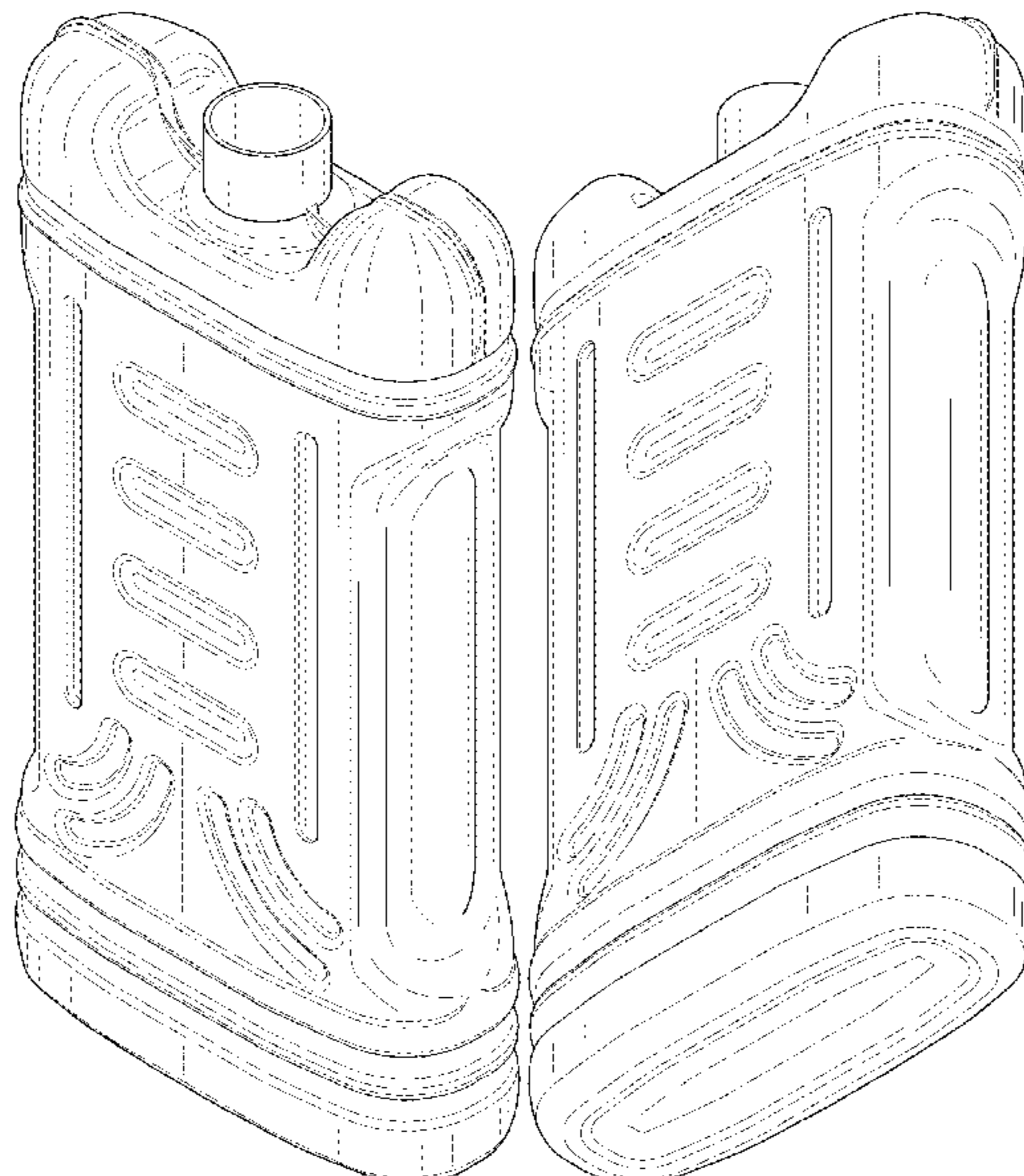
(57) **CLAIM**

The ornamental design for a container, as shown and described.

DESCRIPTION

FIG. 1 is a front perspective view of a container according to our new design;
FIG. 2 is a rear perspective view thereof;
FIG. 3 is a front view thereof;
FIG. 4 is a rear view thereof;
FIG. 5 is a left side view thereof;
FIG. 6 is a right side view thereof;
FIG. 7 is a top view thereof; and,
FIG. 8 is a bottom view thereof.

1 Claim, 6 Drawing Sheets



(56)

References Cited

U.S. PATENT DOCUMENTS

D795,076 S 8/2017 Andran
D795,313 S 8/2017 Seiders et al.
D803,066 S 11/2017 Rudolf
D804,543 S 12/2017 Carvajal et al.
D821,737 S 7/2018 Hering
10,273,078 B2 4/2019 Zanchetta et al.
D851,691 S 6/2019 Dai
D886,626 S 6/2020 Fell et al.
D905,131 S * 12/2020 Dai D15/90
D905,132 S * 12/2020 Dai D15/90
D907,506 S * 1/2021 Xoy D9/542
D908,010 S * 1/2021 Demarest D9/542
2004/0020950 A1 2/2004 Overbay
2007/0108232 A1 5/2007 Loebach
2012/0181283 A1* 7/2012 Wahl B65D 55/16
220/500
2020/0198826 A1 6/2020 Xoy et al.

* cited by examiner

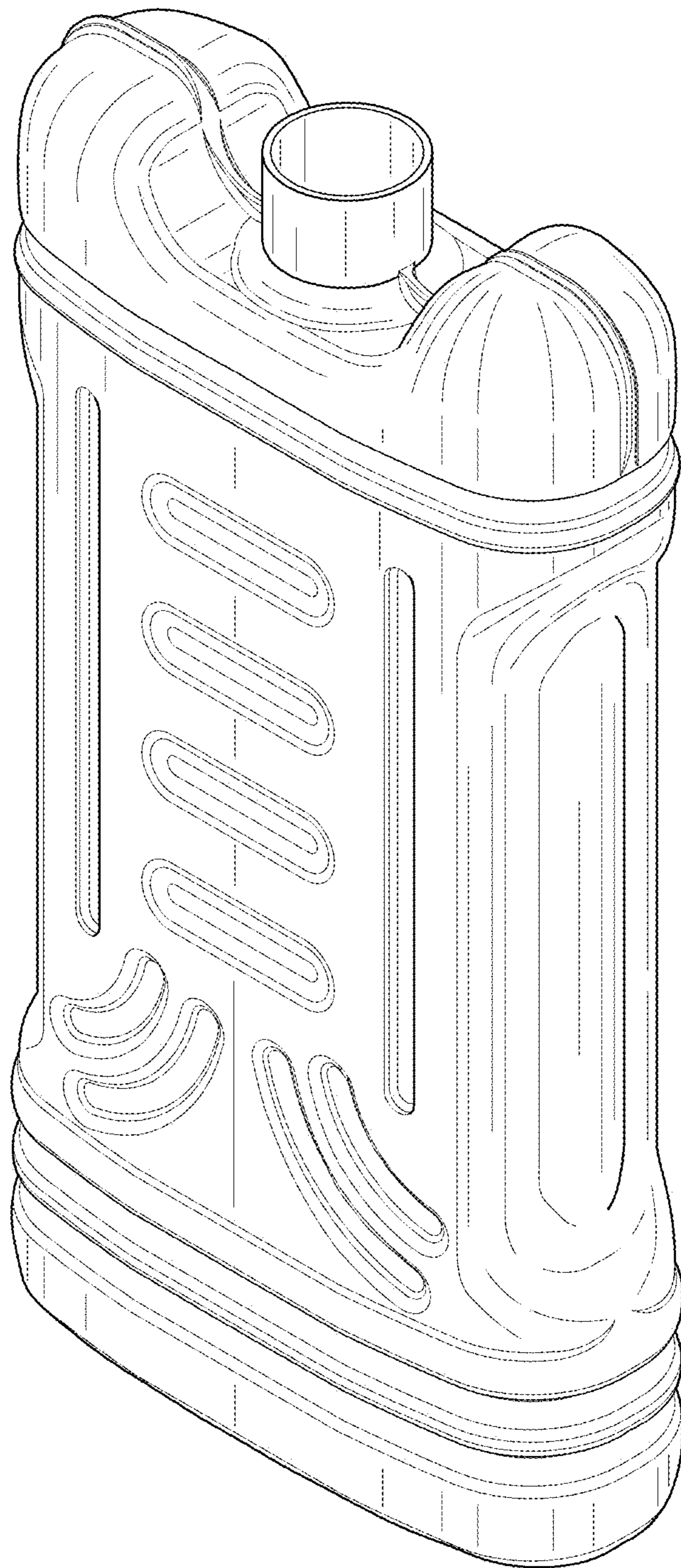


FIG. 1




FIG. 2

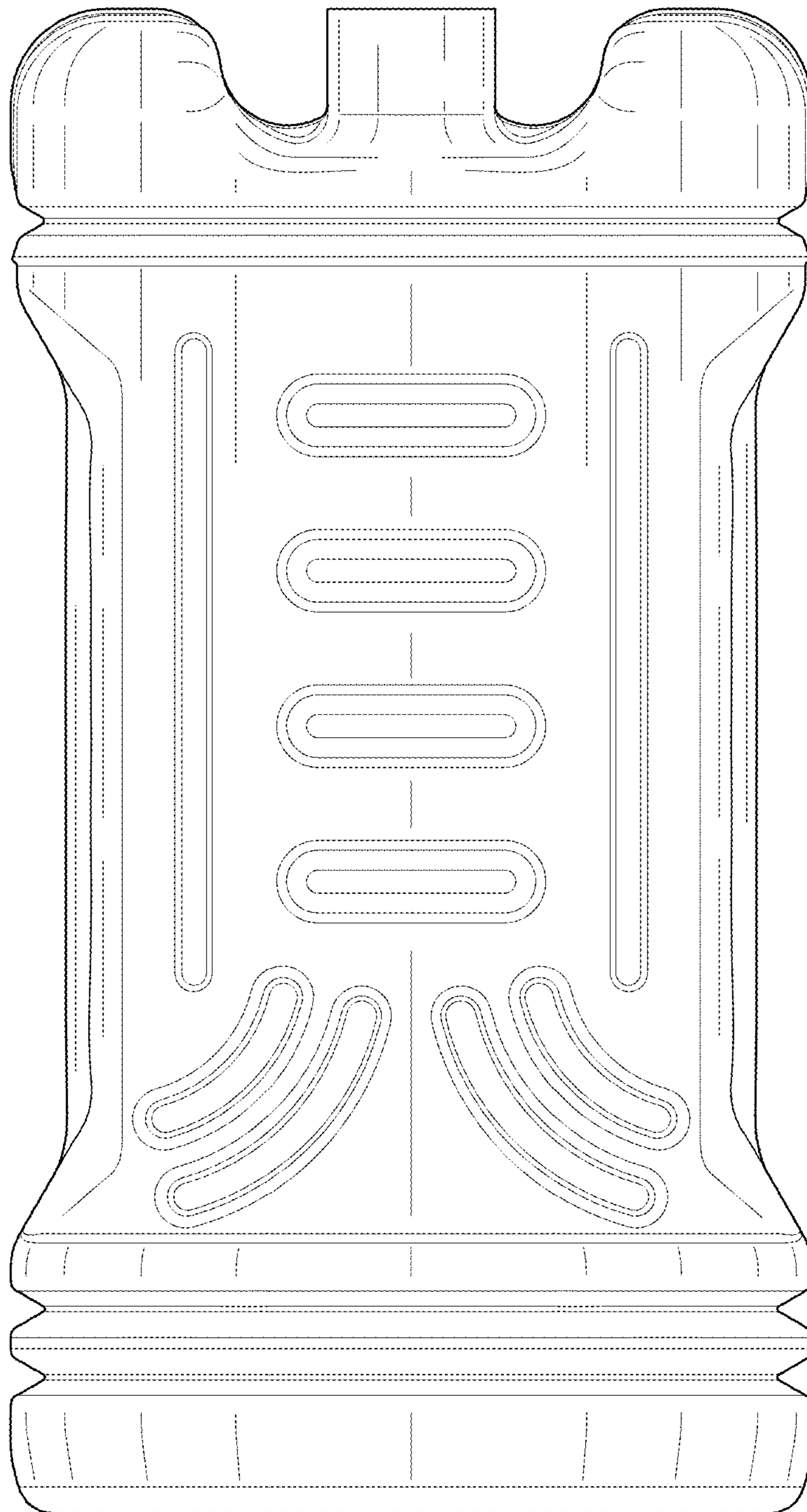


FIG. 3

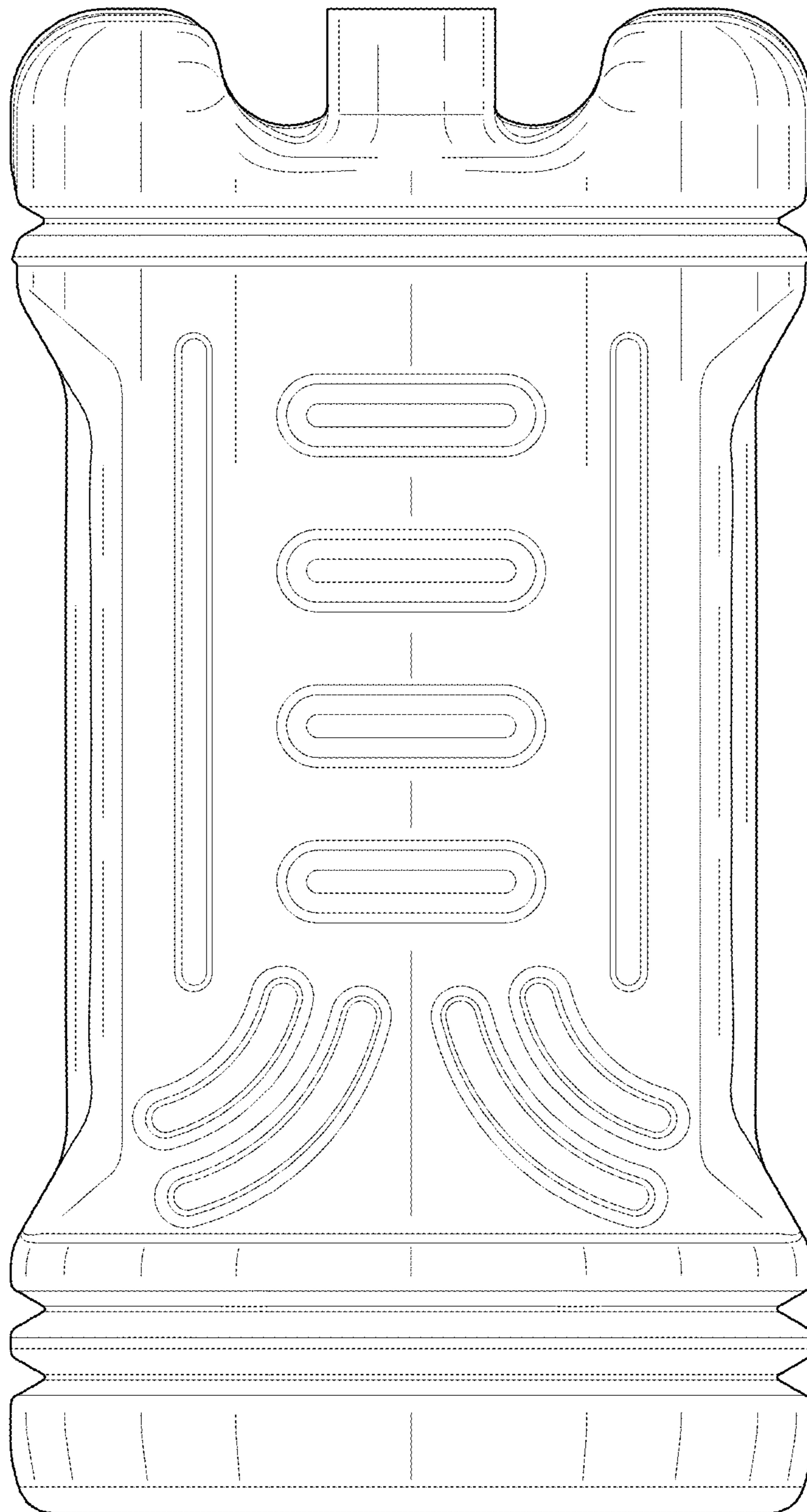


FIG. 4

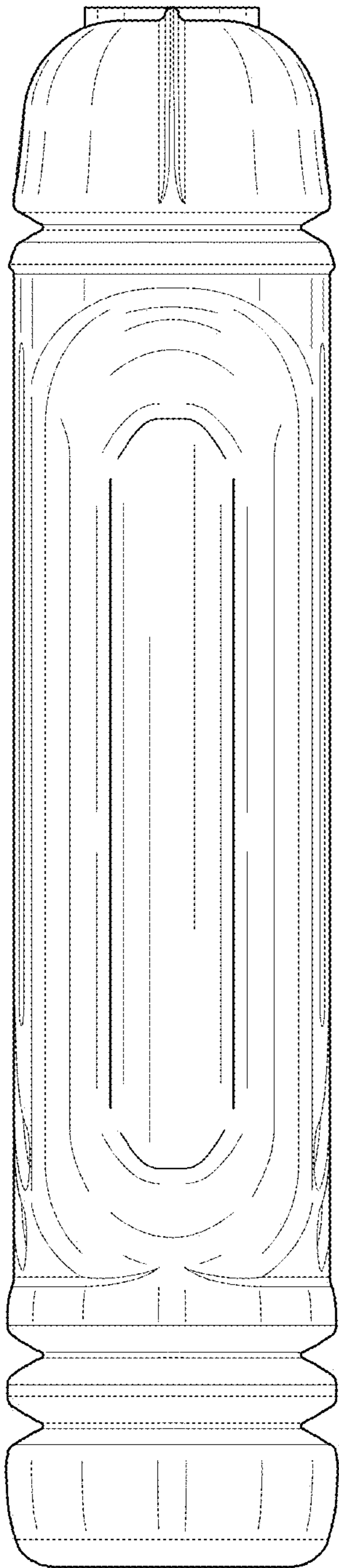


FIG. 5




FIG. 6

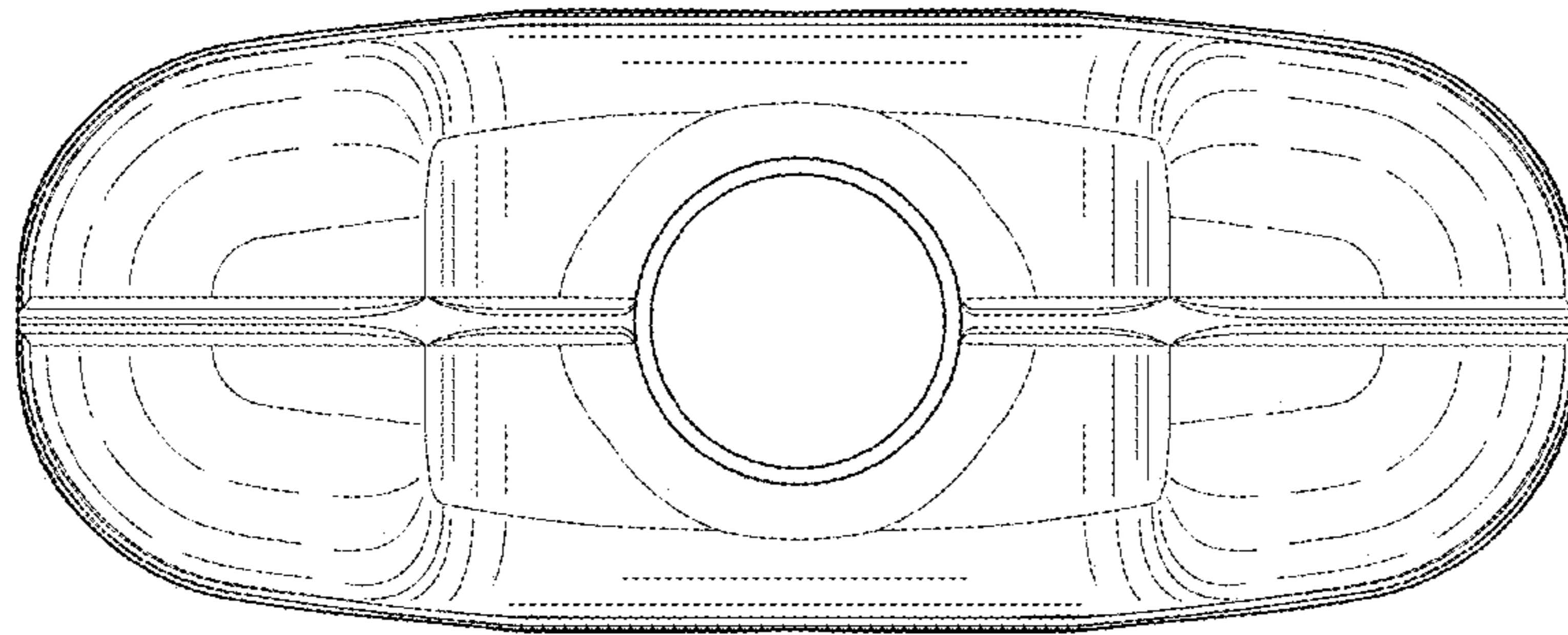


FIG. 7

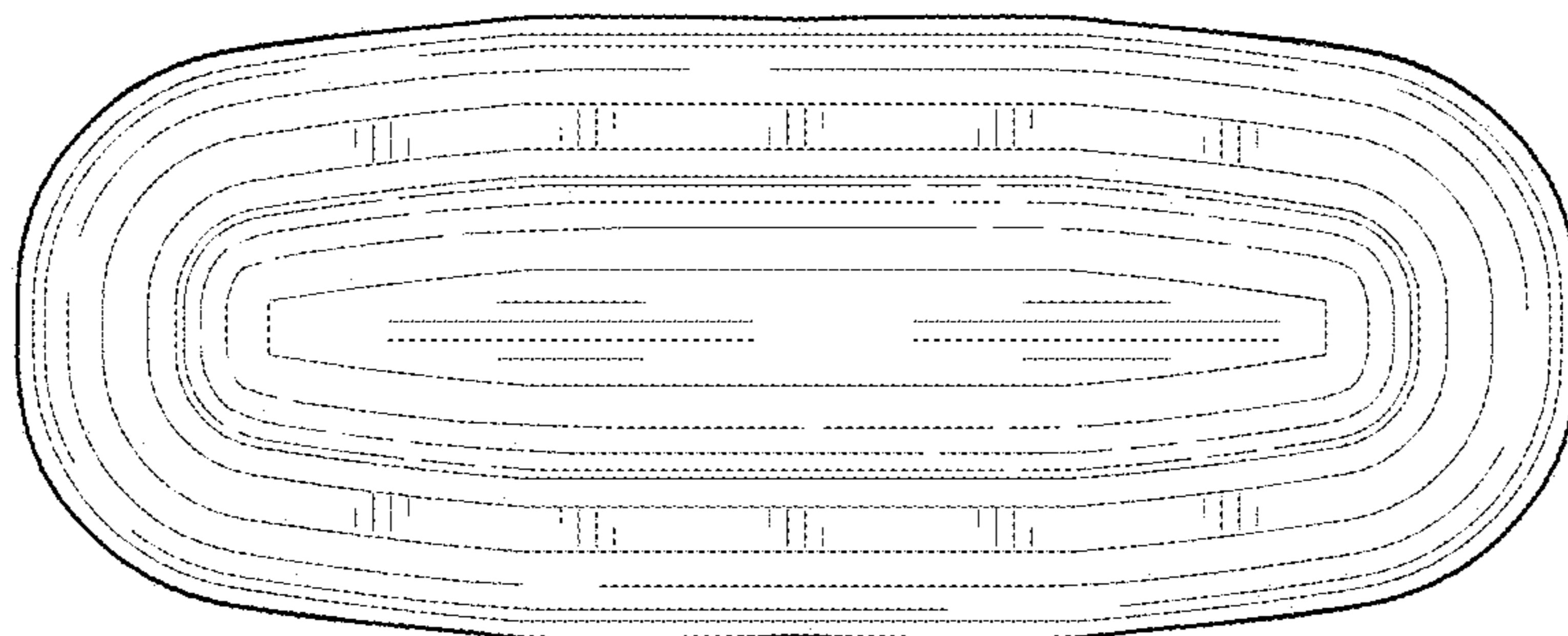


FIG. 8