



US00D923469S

(12) **United States Design Patent** (10) **Patent No.:** **US D923,469 S**
Althaus et al. (45) **Date of Patent:** **** Jun. 29, 2021**

- (54) **CONTAINER**
- (71) Applicant: **Société des Produits Nestlé S.A.**,
Vevey (CH)
- (72) Inventors: **Lauren Althaus**, St. Louis, MO (US);
Yukihiro Urushidani, Webster Groves,
MO (US); **Jason Garvey**, Ofallon, IL
(US); **Graham Hufton**, New York, NY
(US)
- (73) Assignee: **Société des Produits Nestlé S.A.**,
Vevey (CH)

- D569,193 S 5/2008 El Ghouyel
D643,311 S * 8/2011 Meyers D9/761
D693,178 S * 11/2013 Wilson D7/553.2
D740,135 S 10/2015 McSweeney et al.
D741,201 S 10/2015 McSweeney et al.
9,216,849 B2 12/2015 Pham et al.
D750,974 S 3/2016 McSweeney et al.
D774,402 S 12/2016 McSweeney et al.
D778,115 S * 2/2017 Strachan D7/553.1
D778,722 S * 2/2017 Strachan D9/432
D792,211 S * 7/2017 Foster D9/425
D793,868 S 8/2017 Kim et al.
D828,099 S * 9/2018 Zhang D7/555
10,358,260 B2 * 7/2019 Davey B65D 77/20

- (**) Term: **15 Years**
- (21) Appl. No.: **29/753,636**
- (22) Filed: **Oct. 1, 2020**

Related U.S. Application Data

- (62) Division of application No. 29/694,499, filed on Jun. 11, 2019.
- (51) **LOC (13) Cl.** **09-03**
- (52) **U.S. Cl.**
USPC **D9/425**
- (58) **Field of Classification Search**
USPC D7/400, 601, 608; 206/499, 501, 502,
206/821
CPC . B65D 1/26; B65D 1/40; B65D 5/243; B65D
81/3453; B65D 2581/34; B65D
2581/3404; B65D 2581/3456
See application file for complete search history.

(56) **References Cited**

U.S. PATENT DOCUMENTS

- D297,119 S * 8/1988 Fontana D9/737
5,853,105 A * 12/1998 Roman B65D 1/36
220/575
D448,130 S 9/2001 Wagner
D560,492 S * 1/2008 Markowicz D9/721

OTHER PUBLICATIONS

Althaus et al., Design U.S. Appl. No. 29/685,694, filed Mar. 29, 2019, 17 pages.

* cited by examiner

Primary Examiner — Janice Patyk

(74) *Attorney, Agent, or Firm* — Finnegan, Henderson, Farabow, Garrett & Dunner, LLP

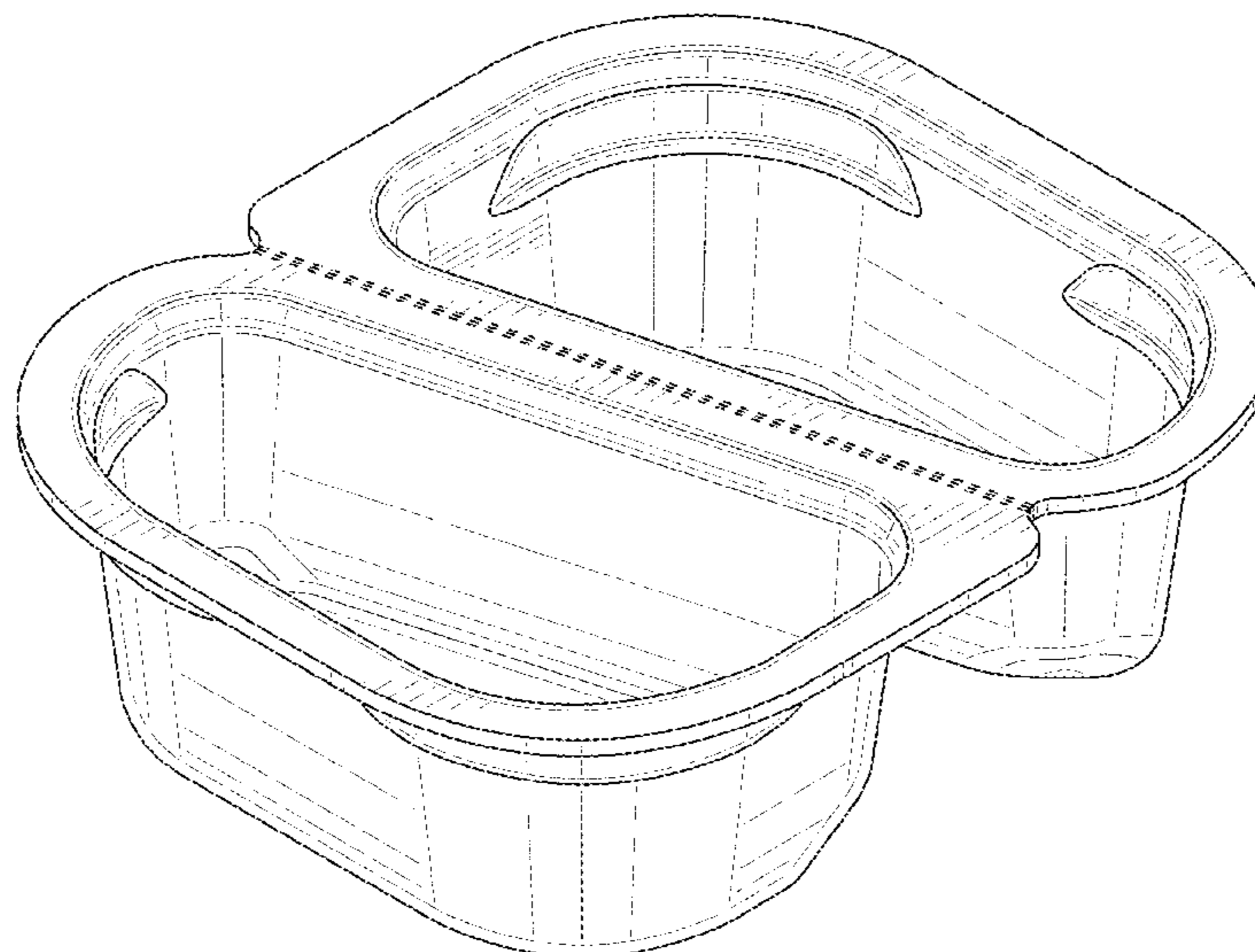
(57) **CLAIM**

The ornamental design for a container, as shown and described.

DESCRIPTION

FIG. 1 is a top, front, right side perspective view of a container, showing our new design;
FIG. 2 is a front elevation view thereof;
FIG. 3 is a rear elevation view thereof;
FIG. 4 is a left side view thereof;
FIG. 5 is a right side view thereof;
FIG. 6 is a top plan view thereof; and,
FIG. 7 is a bottom plan view thereof.
The diagonal broken lines in the middle of the flange on the container in FIGS. 1 and 4-7 are included to show unclaimed seam on the article.

1 Claim, 7 Drawing Sheets



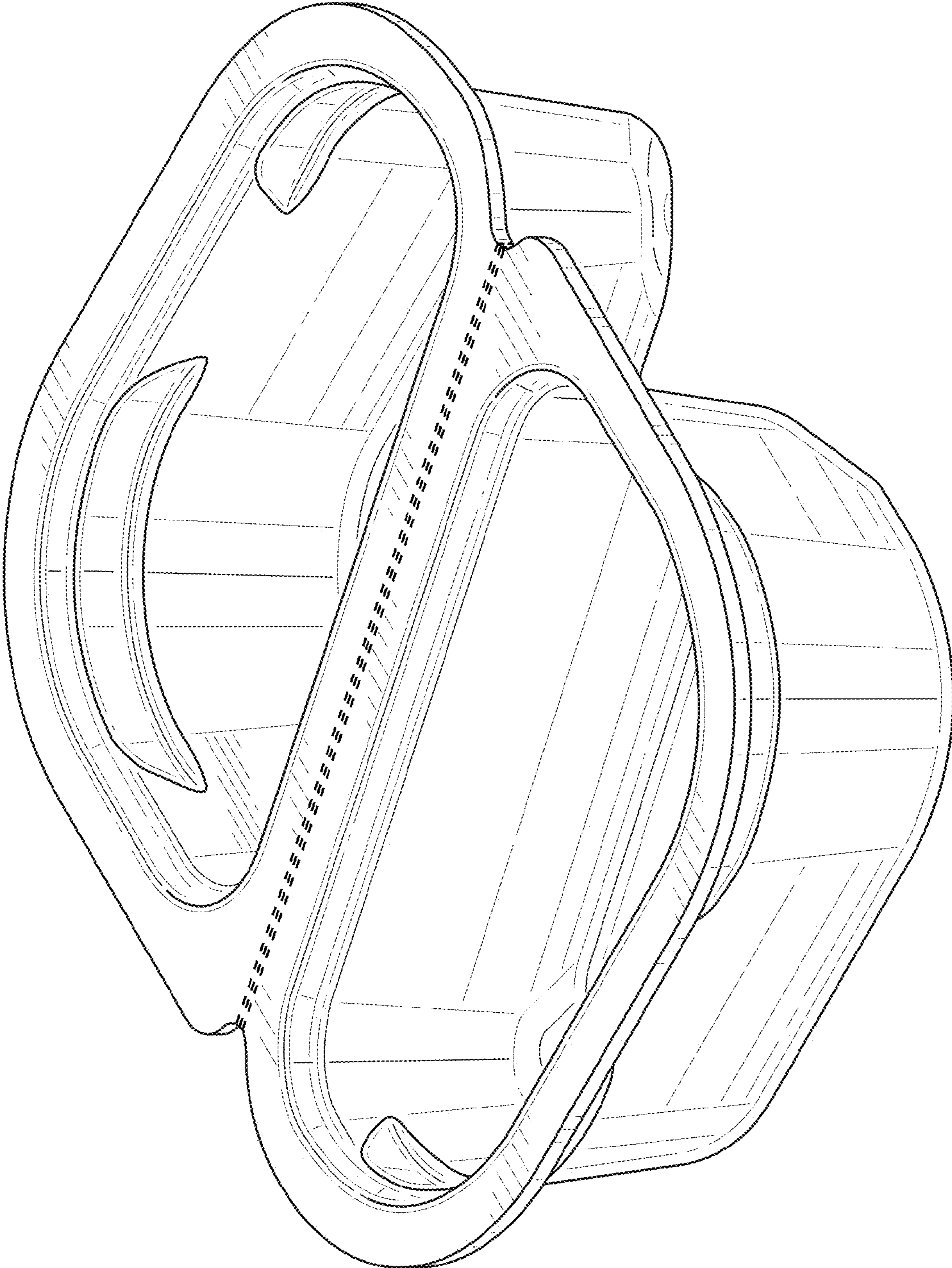


FIG. 1

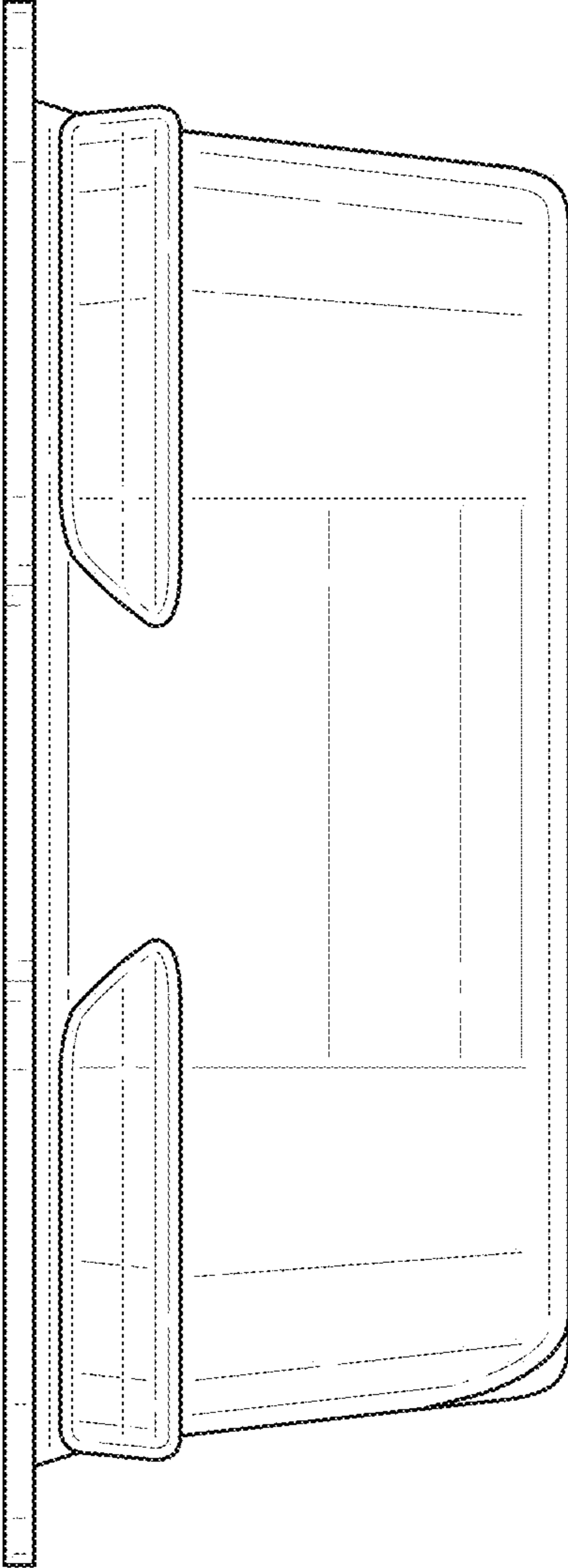


FIG. 2

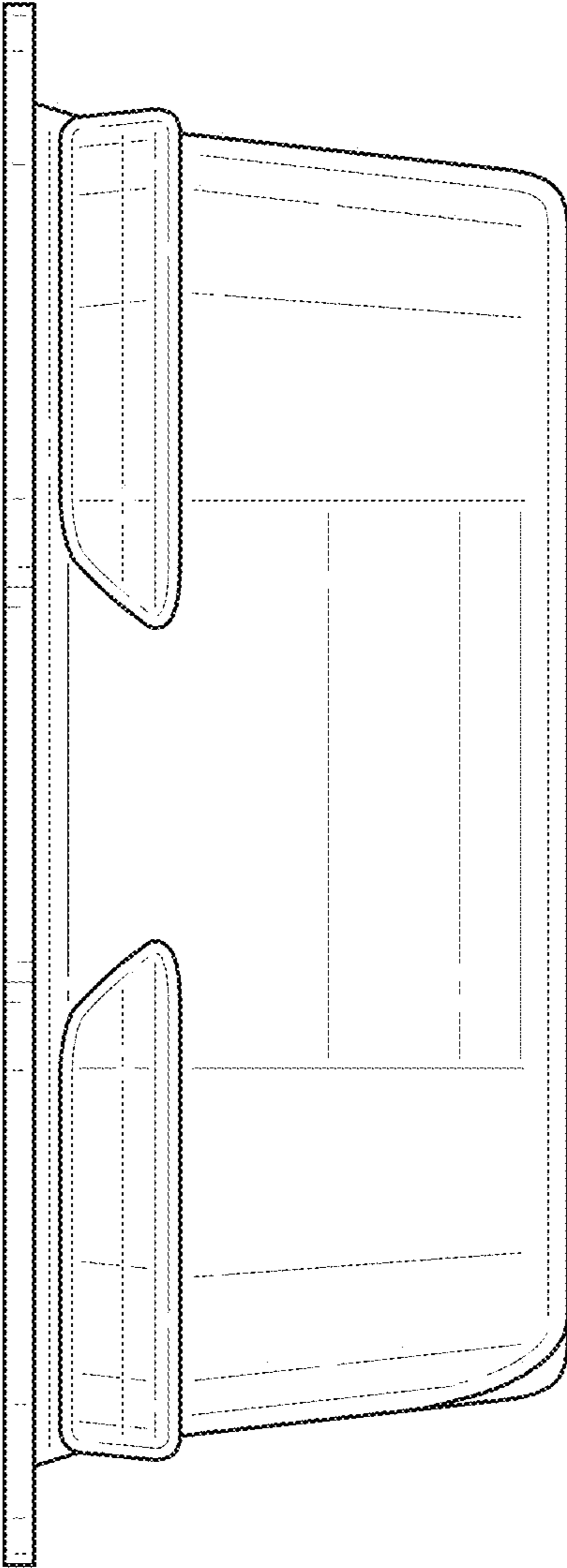


FIG. 3

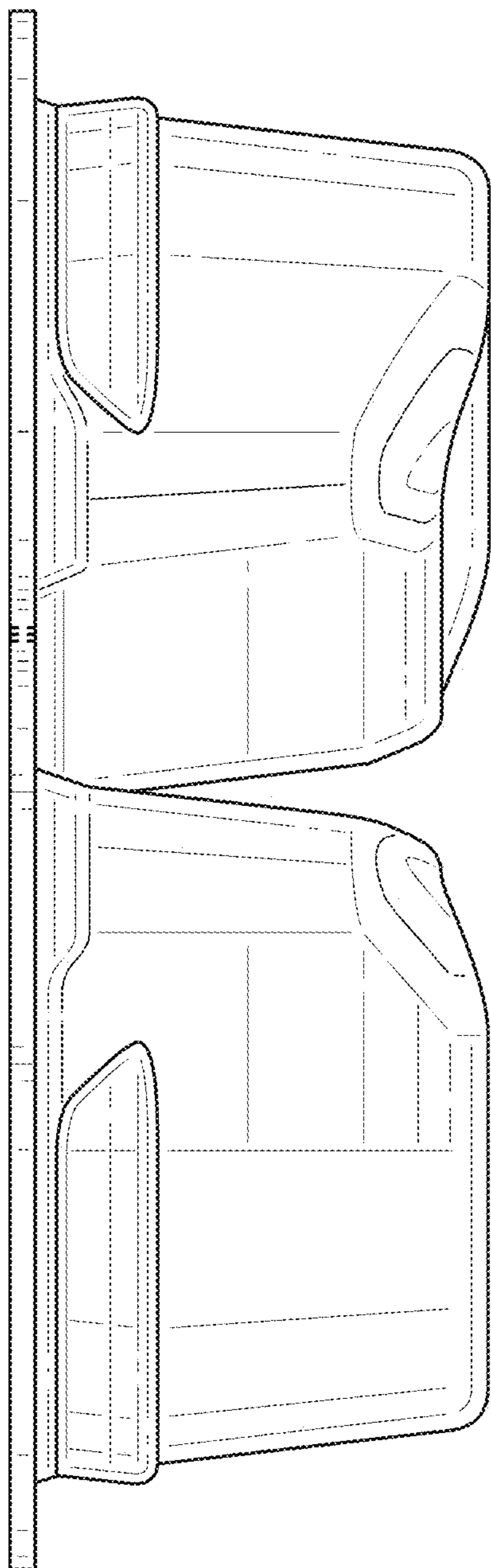


FIG. 4

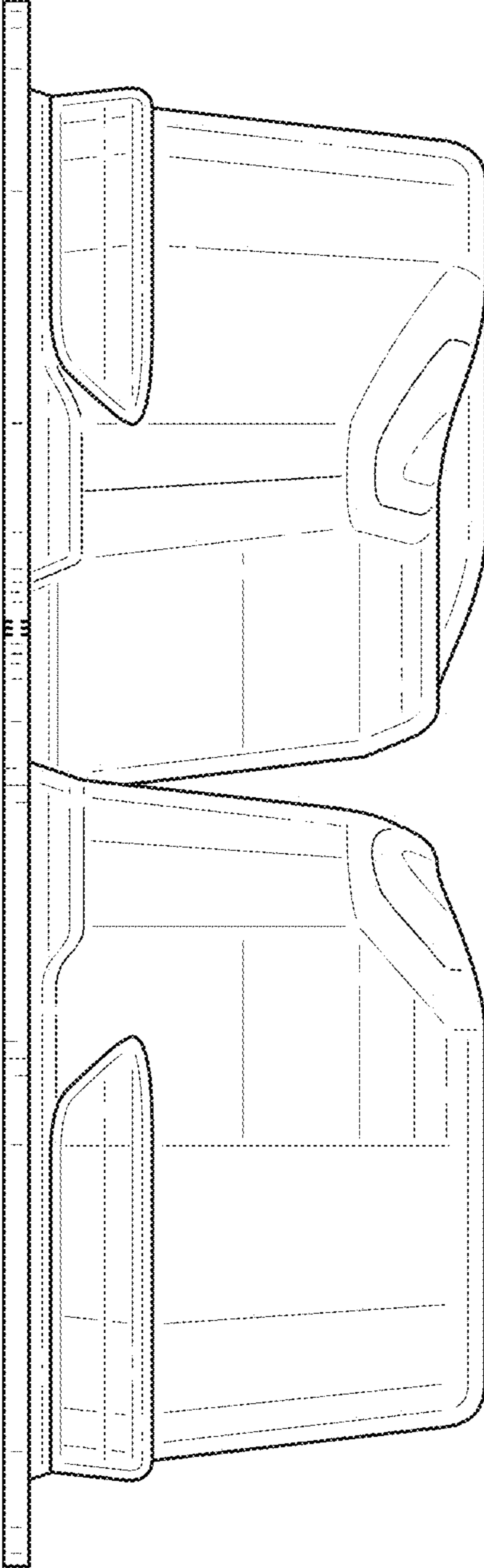


FIG. 5

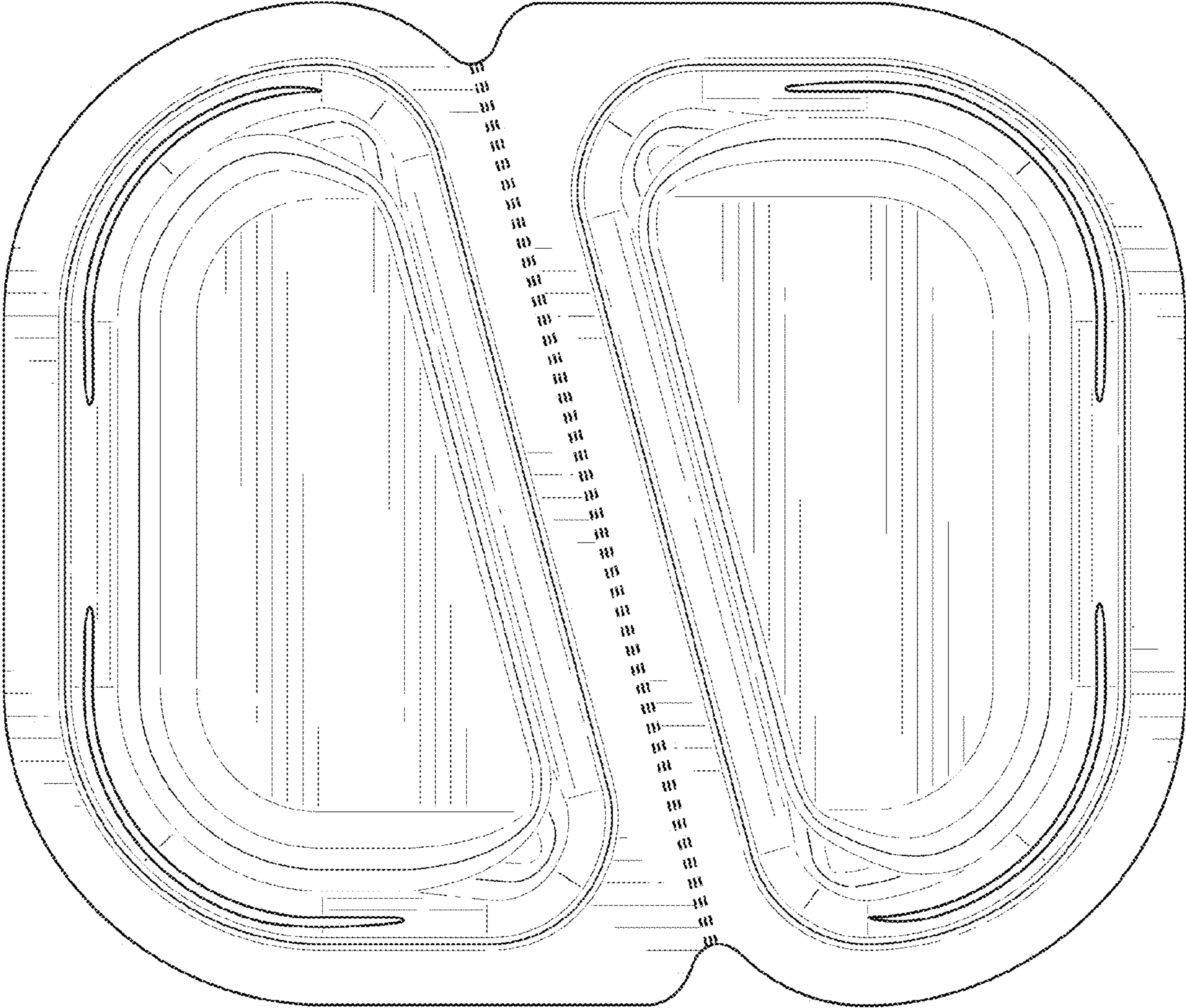


FIG. 6

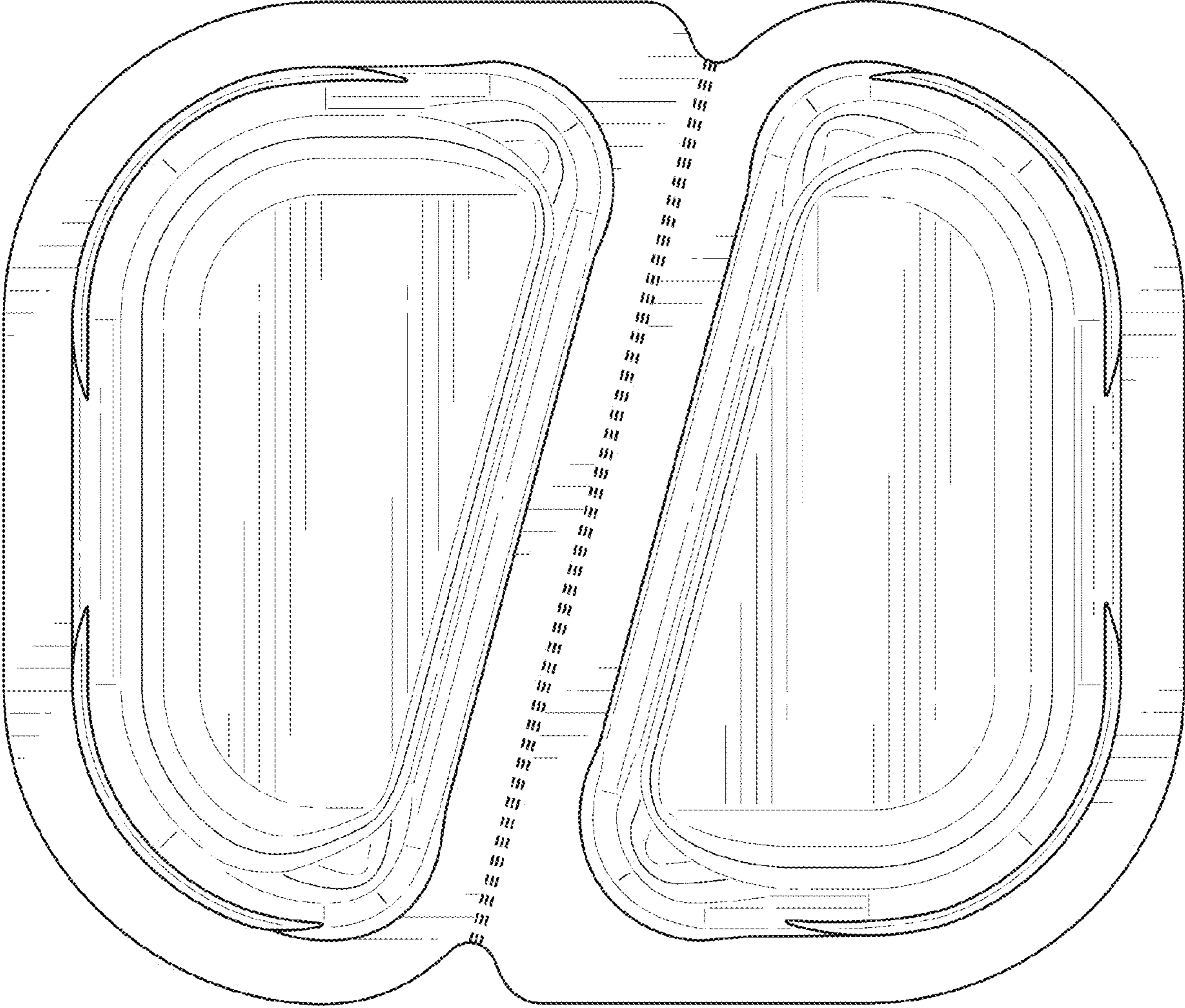


FIG. 7