



US00D923458S

(12) **United States Design Patent** (10) **Patent No.:** **US D923,458 S**  
**Yang** (45) **Date of Patent:** **\*\* Jun. 29, 2021**

(54) **ESCUTCHEON FOR SHOWER FAUCET**

(71) Applicant: **Xingying Yang**, Wuchuan (CN)

(72) Inventor: **Xingying Yang**, Wuchuan (CN)

(\*\*) Term: **15 Years**

(21) Appl. No.: **29/711,089**

(22) Filed: **Oct. 29, 2019**

(51) **LOC (13) Cl.** ..... **11-05**

(52) **U.S. Cl.**  
USPC ..... **D8/353**

(58) **Field of Classification Search**  
USPC ..... D8/330, 350, 351, 352, 353  
CPC ..... G05B 19/00; G05B 15/00; E05B 49/00;  
E05B 49/02; E05B 9/00

See application file for complete search history.

(56) **References Cited**

**U.S. PATENT DOCUMENTS**

D577,985 S *	10/2008	Kidman	.....	D8/353
D637,472 S *	5/2011	Singtoroj	.....	D8/330
D637,474 S *	5/2011	Schneider	.....	D8/350
D682,657 S *	5/2013	Roberts, III	.....	D8/331
D736,590 S *	8/2015	Roberts, III	.....	D8/330
D736,591 S *	8/2015	Groleski	.....	D8/330
D737,661 S *	9/2015	Chan	.....	D8/350
D778,708 S *	2/2017	Jeng	.....	D8/331
D782,283 S *	3/2017	Chiang	.....	D8/353
D782,284 S *	3/2017	Chiang	.....	D8/353
D813,012 S *	3/2018	Valencich	.....	D8/331
D813,643 S *	3/2018	Valencich	.....	D8/331
D833,255 S *	11/2018	Lee	.....	D8/331
D849,512 S *	5/2019	Knight	.....	D8/353

D872,560 S *	1/2020	Watson	.....	D8/350
D872,561 S *	1/2020	Watson	.....	D8/350
D880,275 S *	4/2020	Huang	.....	D8/350
D880,276 S *	4/2020	Sola	.....	D8/353
D881,675 S *	4/2020	Chen	.....	D8/330
D881,678 S *	4/2020	Huang	.....	D8/350
D881,680 S *	4/2020	Huang	.....	D8/352
D887,248 S *	6/2020	Laurans	.....	D8/331
D887,250 S *	6/2020	Smith	.....	D8/353
D887,819 S *	6/2020	Smith	.....	D8/353
D895,396 S *	9/2020	Sweeney	.....	D8/330

\* cited by examiner

*Primary Examiner* — Mark A Goodwin

*Assistant Examiner* — Benjamin M Weeks

(74) *Attorney, Agent, or Firm* — Rumit Ranjit Kanakia

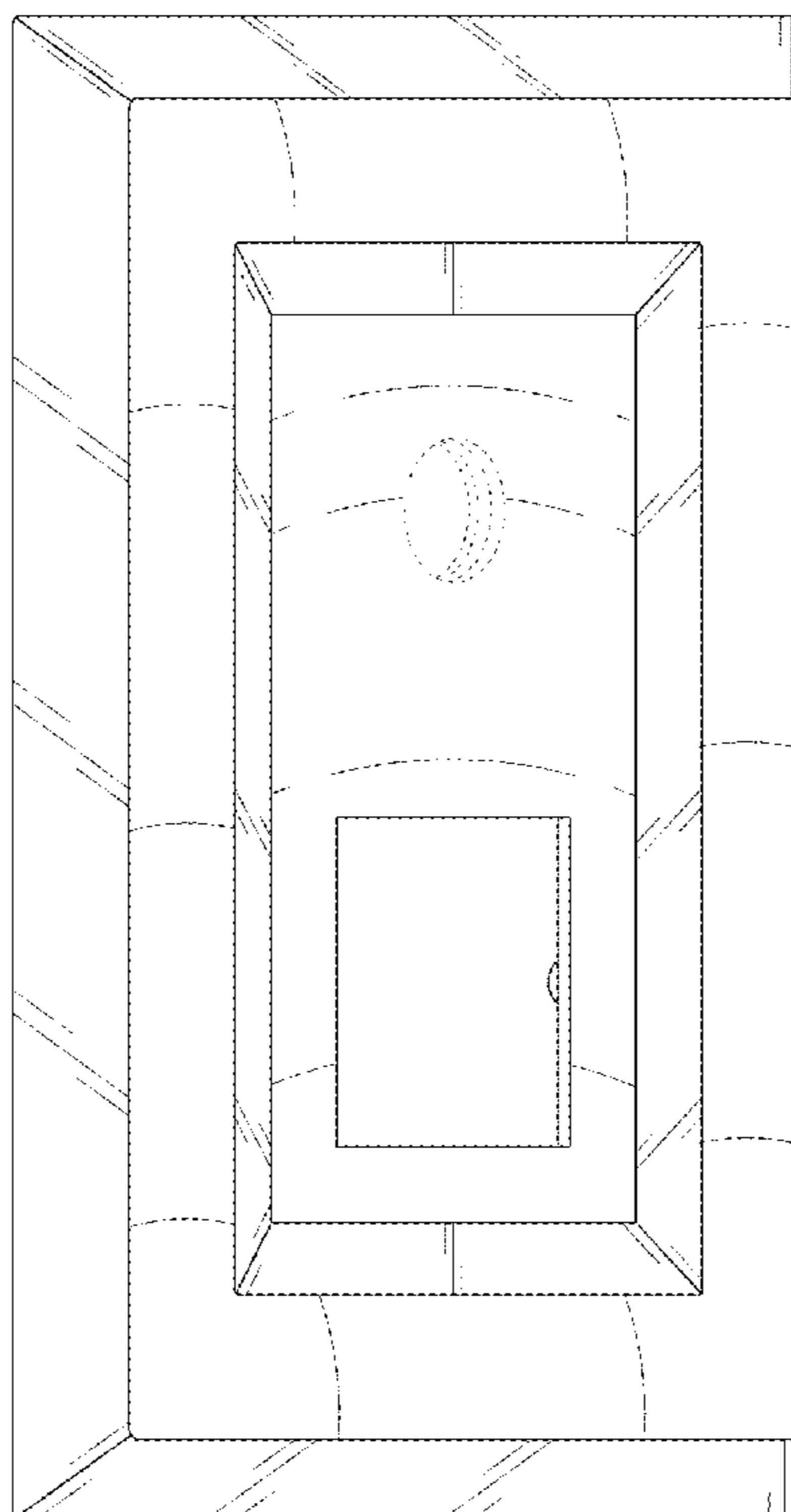
(57) **CLAIM**

I claim the ornamental design for an escutcheon for shower faucet, as shown and described.

**DESCRIPTION**

FIG. 1 is a Perspective view of an escutcheon for shower faucet showing my new design;  
FIG. 2 is a Front view thereof;  
FIG. 3 is a Back view thereof;  
FIG. 4 is a Left-side view thereof;  
FIG. 5 is a Right-side view thereof;  
FIG. 6 is a Top view thereof; and,  
FIG. 7 is a Bottom view thereof.  
The broken lines are only for environmental purposes and form no part of the claimed design.

**1 Claim, 6 Drawing Sheets**






FIG. 1

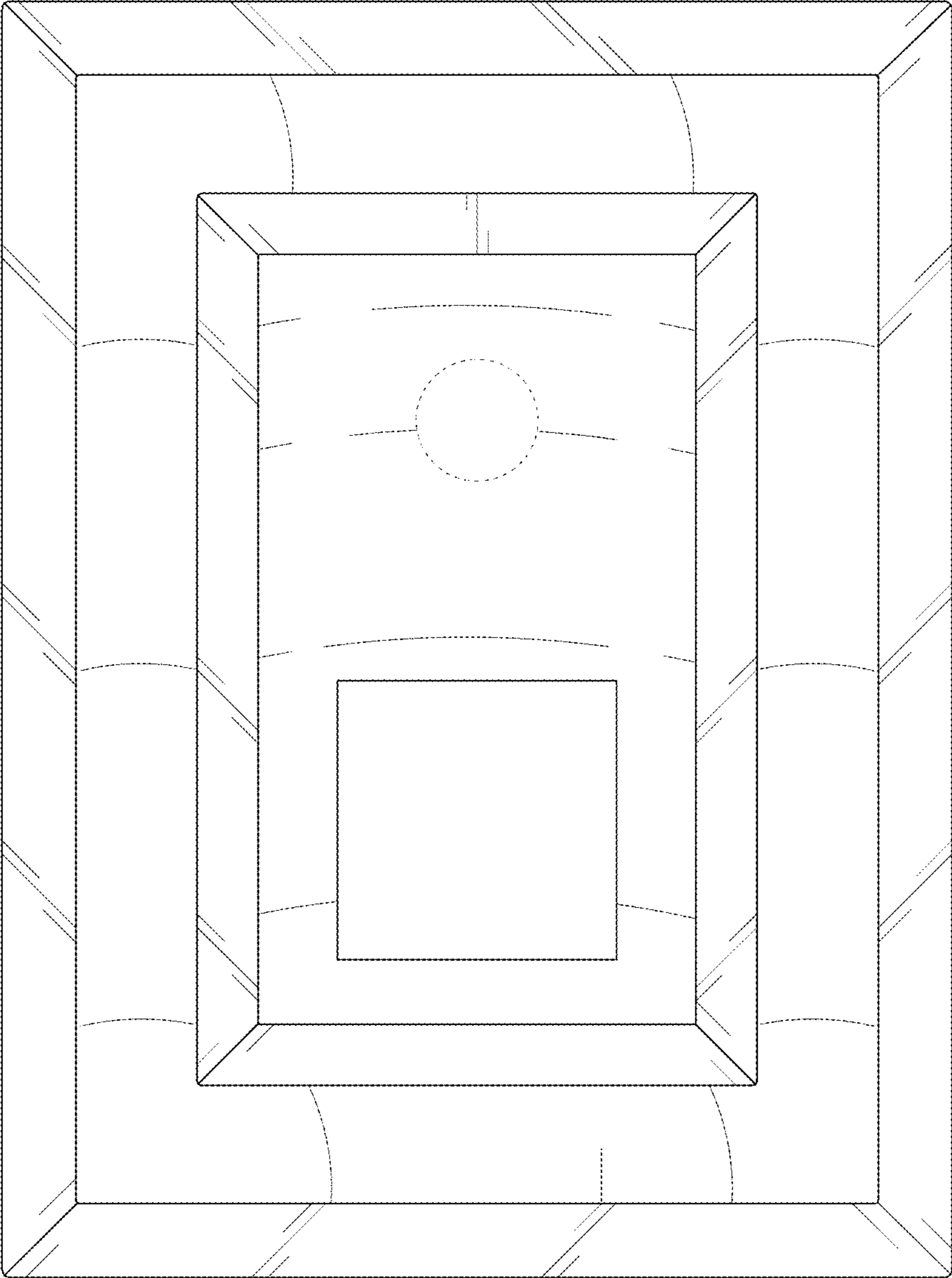


FIG. 2

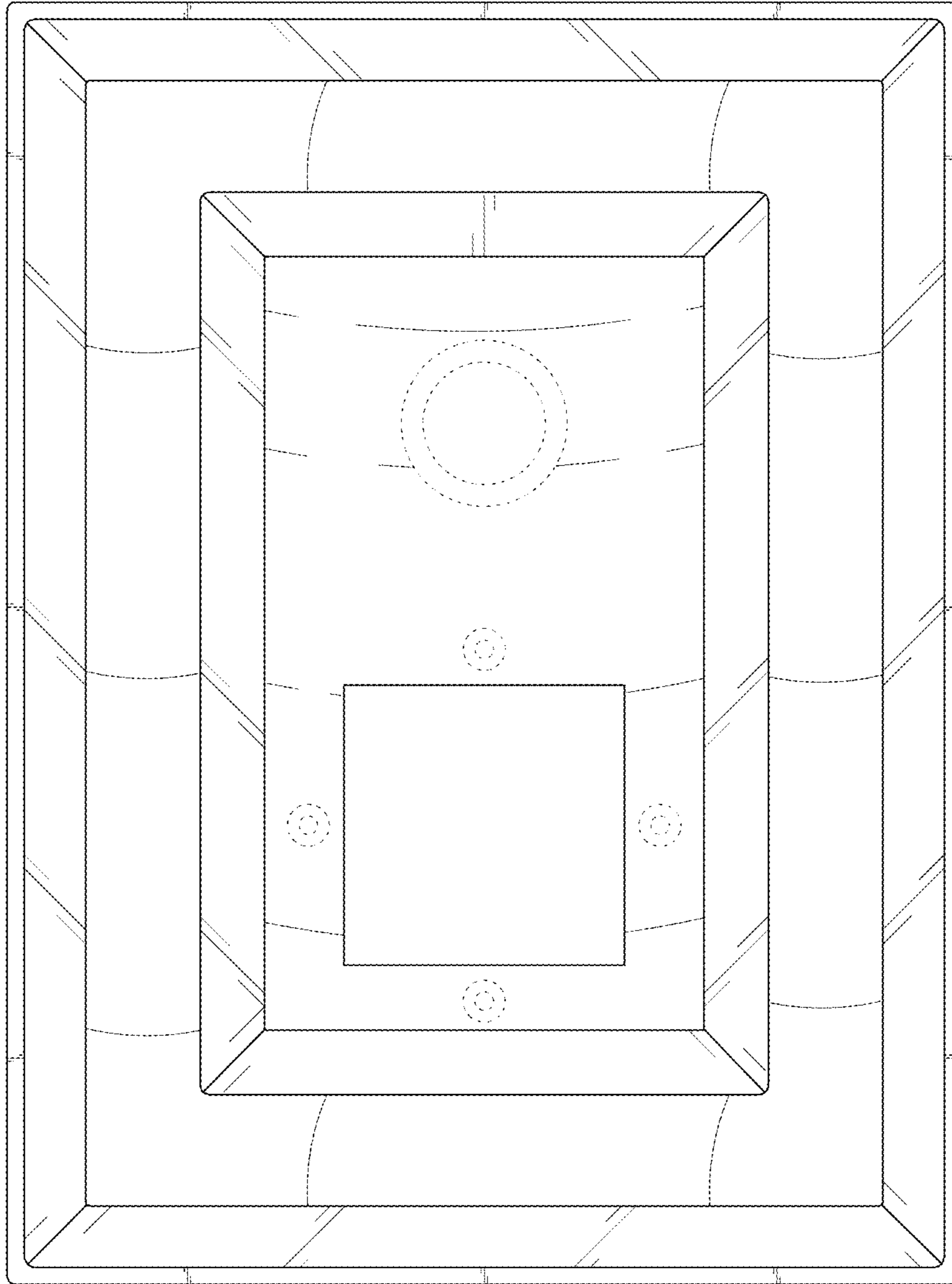


FIG. 3



FIG. 4

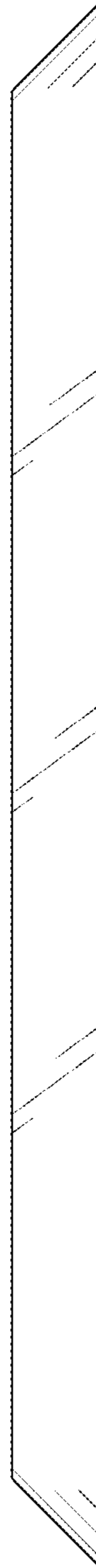


FIG. 5



FIG. 6



FIG. 7