



US00D923445S

(12) **United States Design Patent** (10) **Patent No.:** **US D923,445 S**
Uschold et al. (45) **Date of Patent:** **** Jun. 29, 2021**

(54) **FASTENING APPARATUS**

(71) Applicant: **Avery Dennison Corporation**,
Glendale, CA (US)
(72) Inventors: **Robert Charles Uschold**, Leominster,
MA (US); **David Gregory Honan**,
Concord, MA (US)

(73) Assignee: **Avery Dennison Corporation**,
Glendale, CA (US)

(**) Term: **15 Years**

(21) Appl. No.: **29/687,356**

(22) Filed: **Apr. 12, 2019**

(51) **LOC (13) Cl.** **08-05**

(52) **U.S. Cl.**
USPC **D8/51**

(58) **Field of Classification Search**
USPC D8/14, 51, 70, 68; D3/28, 18
CPC B65C 7/005; B65C 7/003
See application file for complete search history.

(56) **References Cited**

U.S. PATENT DOCUMENTS

2,257,954	A	10/1941	Henkels
2,947,047	A	8/1960	Guzell
D200,198	S	2/1965	Vilcins
3,282,657	A	11/1966	Bright
3,338,689	A	8/1967	Hetzel et al.
3,399,432	A	9/1968	Merser
3,470,834	A	10/1969	Bone
3,494,004	A	2/1970	Bone

(Continued)

FOREIGN PATENT DOCUMENTS

CA	33943	5/1971
CN	301364410	10/2010

(Continued)

OTHER PUBLICATIONS

International Search Report issued in IA No. PCT/US10/00680
dated May 3, 2010.

(Continued)

Primary Examiner — Philip S Hyder

(57) **CLAIM**

The ornamental design for a fastening apparatus, as shown
and described.

DESCRIPTION

FIG. 1 is a front, top, right perspective view of a first
embodiment of a fastening apparatus, showing my new
design;

FIG. 2 is a front view of the fastening apparatus of FIG. 1;
FIG. 3 is a rear view of the fastening apparatus of FIG. 1;
FIG. 4 is a right side view of the fastening apparatus of FIG.

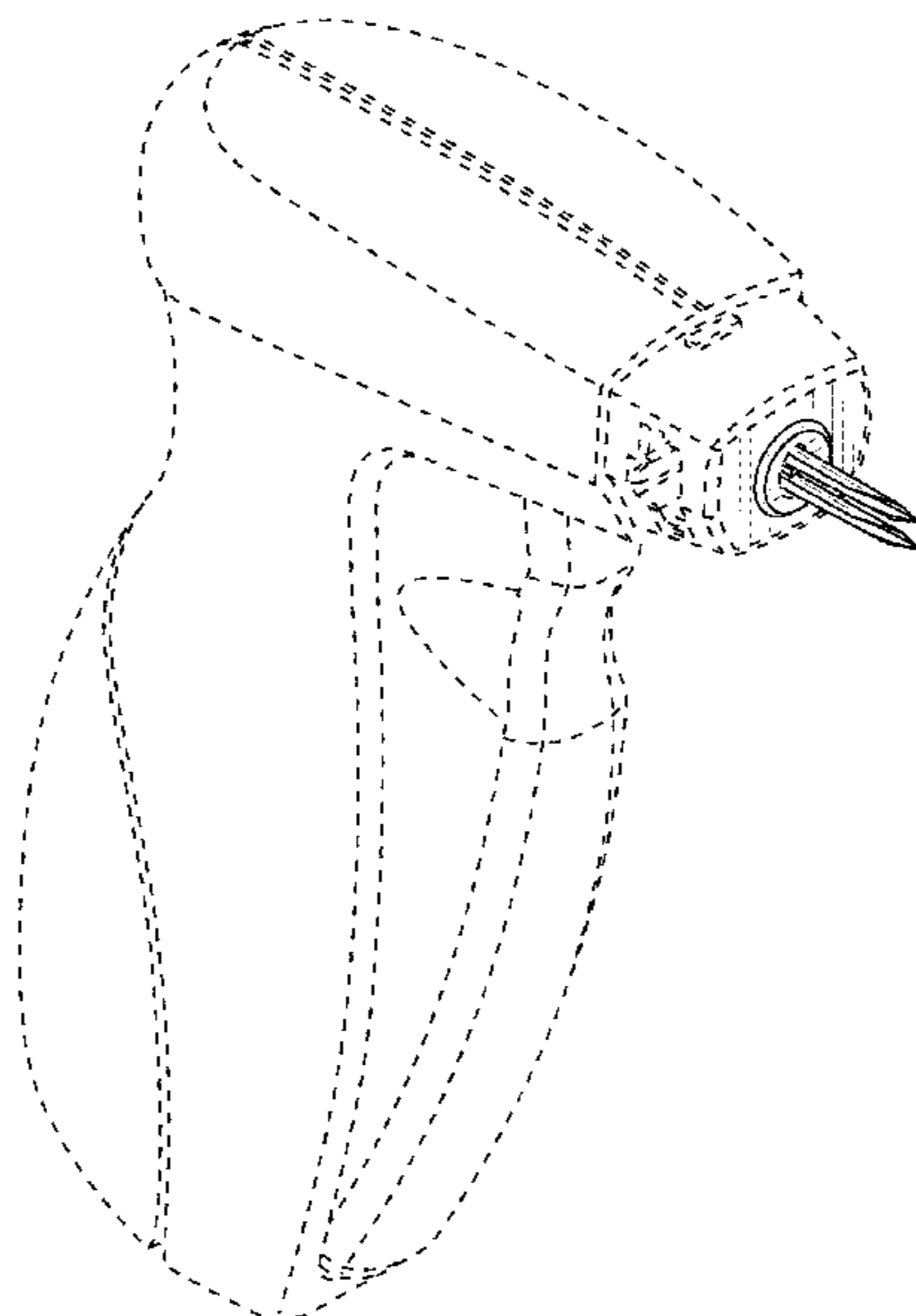
1;
FIG. 5 is a left side view of the fastening apparatus of FIG.

1;
FIG. 6 is a top view of the fastening apparatus of FIG. 1;
and,
FIG. 7 is a bottom view of the fastening apparatus of FIG.

1.
The unshaded regions demarcated by one or more broken
lines or a combination of one or more broken and solid lines
in FIGS. 1-7 represent unclaimed portions that form no part
of the claimed design. The broken lines immediately adja-

cent the shaded flat regions in FIGS. 1, and 2 represent
unclaimed boundaries that form no part of the claimed
design. The shaded regions of FIGS. 1-7 represent surface
shape only and do not represent any particular material or
color. Unless otherwise described above, the broken lines in
all the figures are provided for environmental purposes only
and form no part of the claimed design.

1 Claim, 7 Drawing Sheets



(56)

References Cited

U.S. PATENT DOCUMENTS

3,547,122 A 12/1970 Rinser
 D223,138 S 3/1972 Mulholland
 3,750,605 A 8/1973 Warburton et al.
 D230,115 S 1/1974 Beams
 3,815,798 A 6/1974 Lavitch et al.
 3,875,648 A 4/1975 Bone
 3,893,612 A * 7/1975 Bone A41H 37/008
 227/67
 3,895,753 A * 7/1975 Bone B65B 15/02
 227/67
 3,900,925 A 8/1975 LaTorraca
 3,990,619 A * 11/1976 Russell B65C 7/005
 227/67
 D243,365 S 2/1977 Cross
 D251,771 S 5/1979 Tritton
 4,187,970 A 2/1980 Furutu
 4,296,698 A 10/1981 Davidson et al.
 4,333,596 A * 6/1982 Kunreuther B65C 7/005
 227/67
 4,417,682 A 11/1983 Furutsu
 4,423,837 A * 1/1984 Clements B65C 7/005
 112/222
 D273,171 S 3/1984 Bone
 4,455,858 A * 6/1984 Hettich B65C 7/005
 72/324
 4,456,162 A 6/1984 Furutsu
 4,482,088 A * 11/1984 Hyun B65C 7/005
 227/67
 4,492,330 A * 1/1985 Furutsu B65C 7/005
 226/196.1
 4,664,306 A * 5/1987 Levy B65C 7/005
 221/74
 4,693,248 A 9/1987 Failla
 4,838,469 A * 6/1989 Strausburg B65C 7/005
 227/120
 4,923,106 A 5/1990 Furutsu
 5,020,713 A * 6/1991 Kunreuther B65C 7/005
 227/67
 5,074,452 A 12/1991 Bone
 D327,398 S 6/1992 Meyers
 D333,415 S * 2/1993 Furutsu D8/51
 5,188,912 A 2/1993 Katoh
 5,205,458 A 4/1993 Kunreuther
 D340,850 S 11/1993 Tang
 5,305,939 A * 4/1994 Deschenes B65C 7/005
 227/67
 5,307,975 A * 5/1994 Deschenes B65C 7/005
 227/67
 5,383,260 A 1/1995 Deschenes et al.
 RE34,857 E 2/1995 Kunreuther
 D362,606 S 9/1995 Deschenes et al.
 5,447,263 A 9/1995 Tropper et al.
 D364,337 S 11/1995 Deschenes et al.
 D365,003 S * 12/1995 Davignon D8/51
 D366,608 S 1/1996 Deschenes et al.
 5,495,974 A 3/1996 Deschenes et al.
 5,518,162 A 5/1996 Deschenes et al.
 5,622,257 A 4/1997 Deschenes et al.
 5,671,507 A 9/1997 Deschenes et al.
 5,678,747 A 10/1997 Kunreuther et al.
 5,715,984 A * 2/1998 Deschenes B65C 7/003
 227/67
 5,810,238 A 9/1998 Kunreuther
 5,813,589 A * 9/1998 Kim B65C 7/005
 227/67
 5,826,775 A * 10/1998 Mooney B65C 7/005
 227/67
 D402,540 S 12/1998 Stridh
 5,938,024 A 8/1999 Deschenes et al.
 5,954,242 A 9/1999 Deschenes et al.
 D415,953 S 11/1999 Huang
 5,975,398 A 11/1999 Evans
 6,055,716 A 5/2000 Ayres et al.

6,126,056 A * 10/2000 Ueno B65C 7/005
 227/140
 D434,630 S 12/2000 Oliver et al.
 6,267,285 B1 7/2001 Raymond et al.
 6,267,286 B1 7/2001 Deschenes et al.
 6,418,597 B1 7/2002 Deschenes et al.
 6,427,895 B1 * 8/2002 Deschenes B65C 7/00
 206/345
 6,638,297 B1 10/2003 Huiterna
 6,685,077 B1 2/2004 Davignon et al.
 D522,330 S 6/2006 Arnold et al.
 D590,685 S 4/2009 Sterling
 D596,007 S 7/2009 Price et al.
 8,316,529 B2 11/2012 Davis et al.
 8,381,958 B2 2/2013 Lussier et al.
 D696,576 S 12/2013 Ng
 9,271,726 B2 3/2016 Euteneuer
 D808,253 S 1/2018 Daniels
 D895,113 S 9/2020 Blair et al.
 D914,491 S 3/2021 Daniels
 2005/0125958 A1 6/2005 Deschenes et al.
 2013/0167356 A1 7/2013 Hagie et al.
 2016/0135808 A1 5/2016 Anderson

FOREIGN PATENT DOCUMENTS

CN	301719092	11/2011
CN	203158329	8/2013
DE	3625481	2/1988
GB	4006092	2/2008
GB	6014567	6/2017
JP	06171632	6/1994
JP	D1380076	1/2010
JP	D1455928	10/2012
WO	98/21990	5/1998

OTHER PUBLICATIONS

Written Opinion issued in corresponding IA No. PCT/US10/00680 dated May 3, 2010.
 International Search Report and Written Opinion dated Aug. 3, 2020 issued in corresponding IA No. PCT/US2020/027185 filed Apr. 8, 2020.
 Keadic, 30Pcs M32 Two Hole Strap U Bracket Tube Strap Tension Clips Stainless Steel Heavy Duty Rigid Type Pipe Strap Clamp, Date first available Sep. 2, 2018, [online] retrieved Dec. 28, 2020, available from Internet, <https://www.amazon.com/Keadic-Bracket-Stainless-Surfaces-Structures/dp/B07H25JPZN/ref=s> (year: 2018).
 SeeRaphee, 304 Stainless Steel U Bolt Set Marine Boat Deck Hardware M8x100, Date first available May 23, 2018, [online] retrieved Dec. 28, 2020, available from Internet, https://www.amazon.com/Stainless-Steel-Marine-Hardware-M8x100/dp/B07D7TYRGX/ref+sr_1_20_sspa?dchild=1&keywords=u+shaped+fasteners&qid (Year: 2018).
 Unistrut, Genuine Unistrut Brand P1047-EG 5 Hole“U” Shaped Connector Bracket, Date first available Feb. 7, 2014, [online] retrieved Dec. 28, 2020, available from internet, https://www.amazon.com/Genuine-Unistrut-P1047-EG-Connector-Bracket/dp/B00IASG7BA/ref=sr_1_45?dchild=1&keywords=u+shaped+fasteners& (Year: 2014).
 Prime-Line Store, MP7018 Wire Shelf Loop Clip, Date first available Nov. 9, 2017, [online] retrieved Dec. 28, 2020, available from internet, https://www.amazon.com/Prime-Line-MP7018-Wire-Shelf-Piece/dp/B07793L26V//ref=sr_1_175?dchild=1&keywords=u+shaped+fasteners&qid=1609280165&sr=8-175 (year 2017).
 Bulk Hardware, BH03720 Galvanised Netting Staple, Date first available: Jan. 20, 2017, [online] retrieved Apr. 9, 2021, available from https://www.amazon.com/Bulk-hardware-BH03720-Galvanized-Netting/dp/B01BHQKPKA/ref=sr_1_45?dchild=1&keywords=u+shaped+fasteners&qid=1617974810&sr=8-45 (Year: 2017).
 Harris Hardware, TP1756 2 Ear Wall Bracket, Date first available Oct. 18, 2019, [online] retrieved Apr. 9, 2021, available from https://www.amazon.com/Harris-Hardware-TP1756-Bracket-Chrome/dp/B07MFW7ZZZ/ref=pd_sbs_9?pd_rd_w=DKGPr&pf_rd_p=

(56)

References Cited

OTHER PUBLICATIONS

2419a049-62bf-452e-b0d0-ca5b7e35a7b4&pf_rd_r=3ESC62KWG8PNKFVFNMRD& (Year: 2019).

* cited by examiner

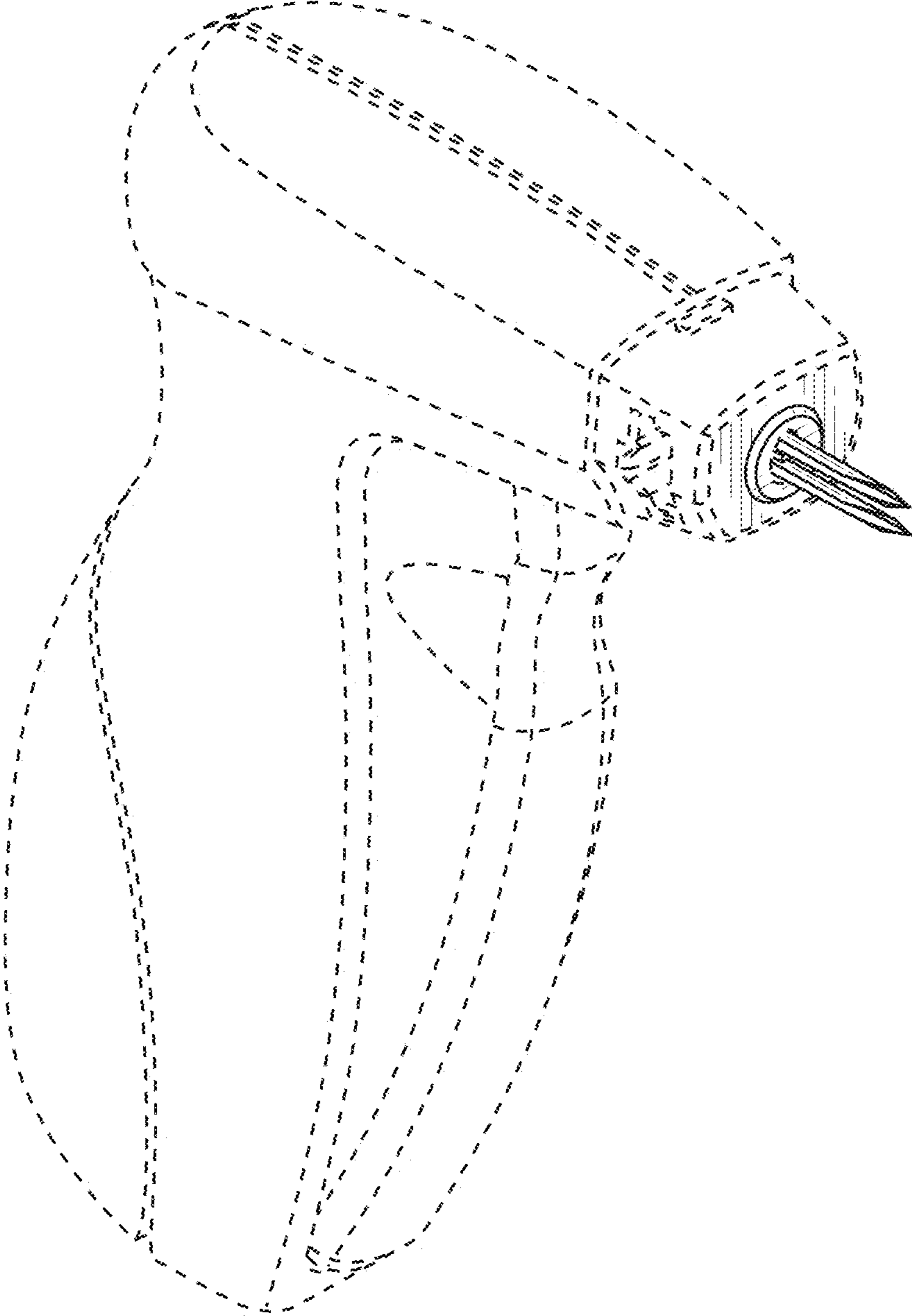


FIG. 1

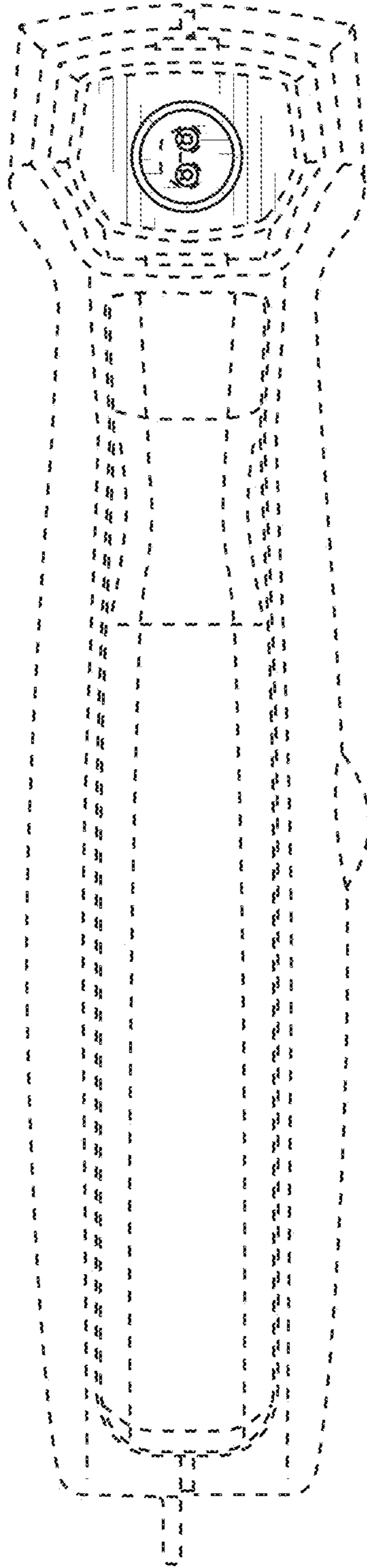


FIG. 2

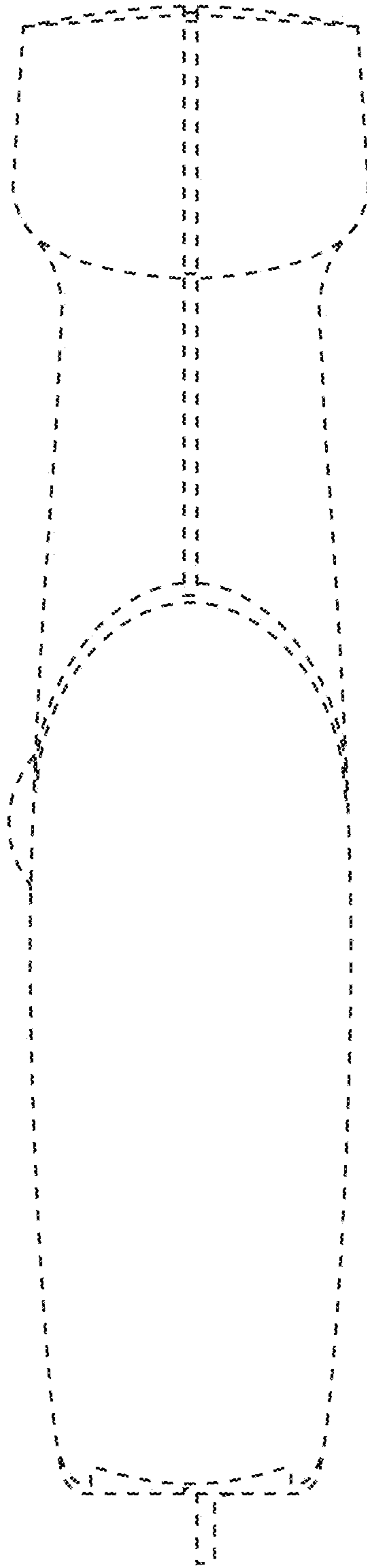


FIG. 3

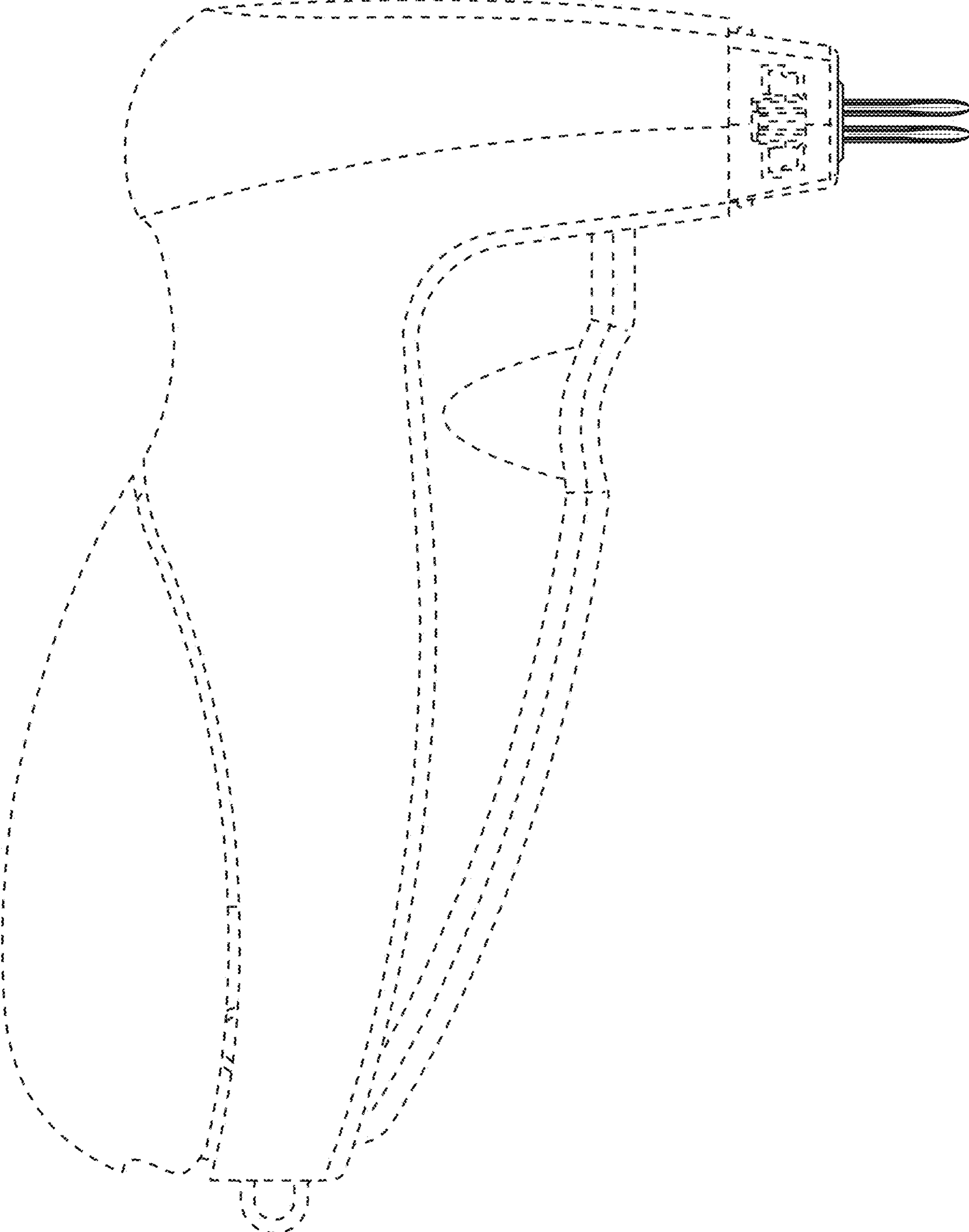


FIG. 4

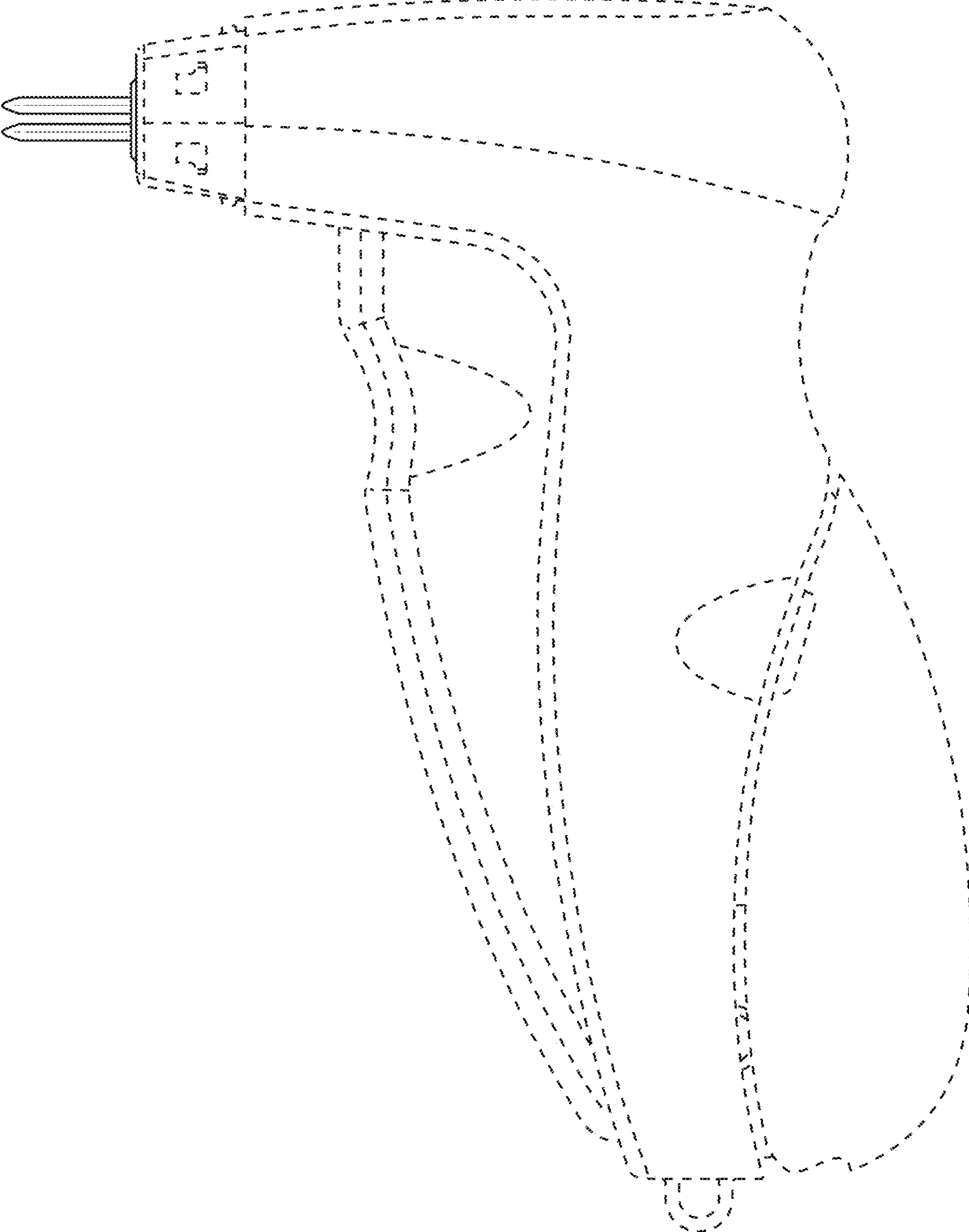


FIG. 5

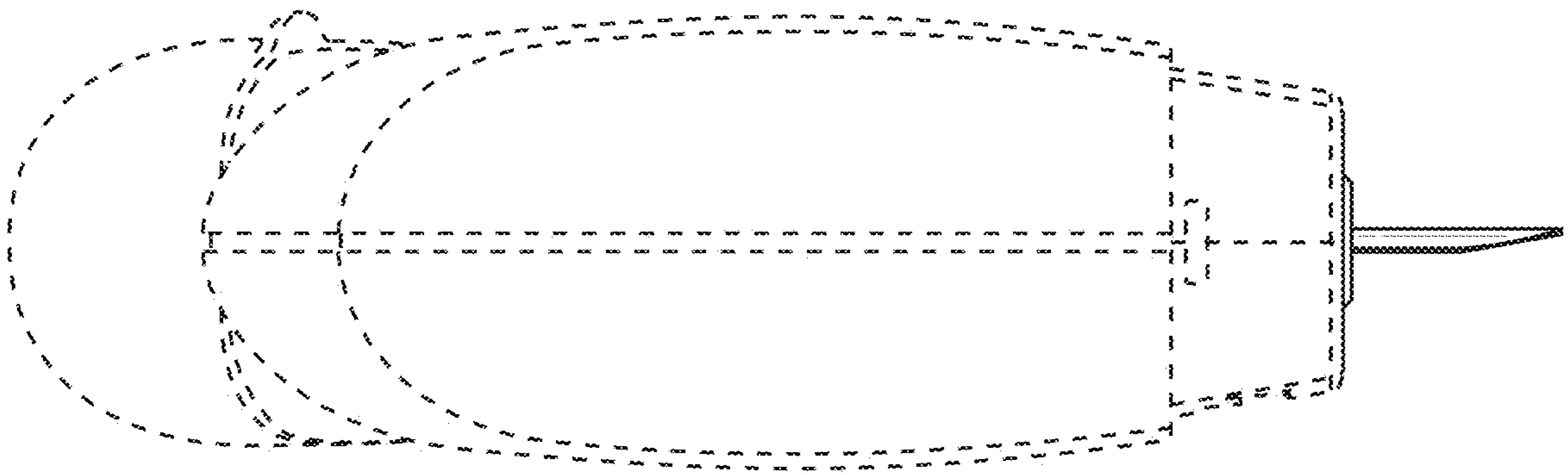


FIG. 6

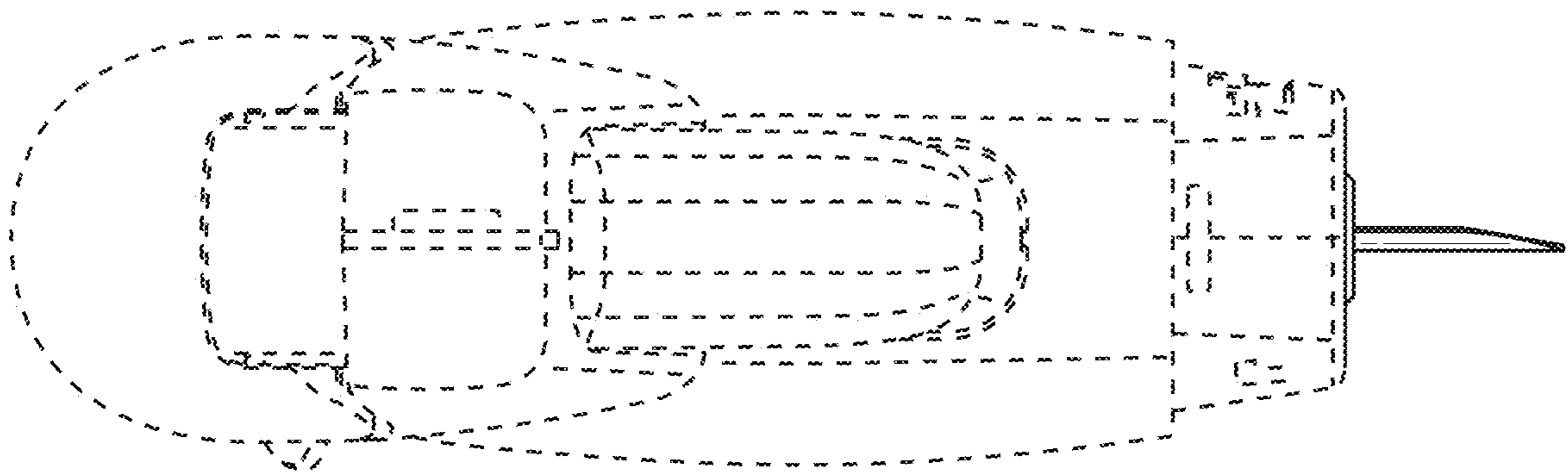


FIG. 7