



US00D923433S

(12) **United States Design Patent**
Jackson

(10) **Patent No.:** **US D923,433 S**

(45) **Date of Patent:** **** Jun. 29, 2021**

(54) **FOOD CUTTING TOOL**

(71) Applicant: **Darlene Jackson**, Tallahassee, FL (US)

(72) Inventor: **Darlene Jackson**, Tallahassee, FL (US)

(**) Term: **15 Years**

(21) Appl. No.: **29/698,611**

(22) Filed: **Jul. 18, 2019**

Related U.S. Application Data

(63) Continuation-in-part of application No. 16/394,542, filed on Apr. 25, 2019, now Pat. No. 10,856,554.

(51) **LOC (13) Cl.** **07-04**

(52) **U.S. Cl.**
USPC **D7/673**

(58) **Field of Classification Search**
USPC D7/672-677, 693-697, 393, 395, 381, D7/383; 30/301, 306
CPC A21C 11/106; A21C 11/10; A21C 15/04; A47J 43/20; B26D 3/185; B26D 3/245; B26D 3/26; B26D 5/10; B26D 1/553; B26B 3/04; B26B 27/002
See application file for complete search history.

(56) **References Cited**

U.S. PATENT DOCUMENTS

- 2,403,190 A * 7/1946 Parraga B26B 27/002
30/303
- 2,557,539 A 6/1951 Josephine
- 3,116,770 A * 1/1964 Tanuma B26D 3/26
30/114
- 3,800,649 A * 4/1974 Chinn B26D 1/553
83/651.1
- D311,304 S * 10/1990 Virk D7/672
- 6,009,786 A 1/2000 Hjelden
- D464,851 S * 10/2002 Dorion D7/673
- D586,628 S * 2/2009 Bevers D7/672

- D718,096 S * 11/2014 Smith D7/673
- 9,693,648 B2 * 7/2017 Schwartz B26D 3/26
- D814,250 S * 4/2018 Lonergan D7/677
- 2004/0025651 A1 * 2/2004 Bachman B26D 1/553
83/13
- 2004/0211069 A1 * 10/2004 Tuttle A21C 15/04
30/302
- 2007/0022611 A1 * 2/2007 Verbiest A21C 15/04
30/114
- 2008/0216628 A1 * 9/2008 Hamilton A21C 15/04
83/581.1
- 2010/0043239 A1 2/2010 Pittman
- 2011/0030222 A1 2/2011 Chen et al.
- 2013/0025130 A1 * 1/2013 Bagley B26D 1/553
30/114

(Continued)

FOREIGN PATENT DOCUMENTS

- DE 102007026642 A1 * 12/2008 B26D 3/26
- FR 1300185 A * 8/1962 A47J 43/20

Primary Examiner — Brett Miller

(74) *Attorney, Agent, or Firm* — Boudwin Intellectual Property; Daniel Boudwin

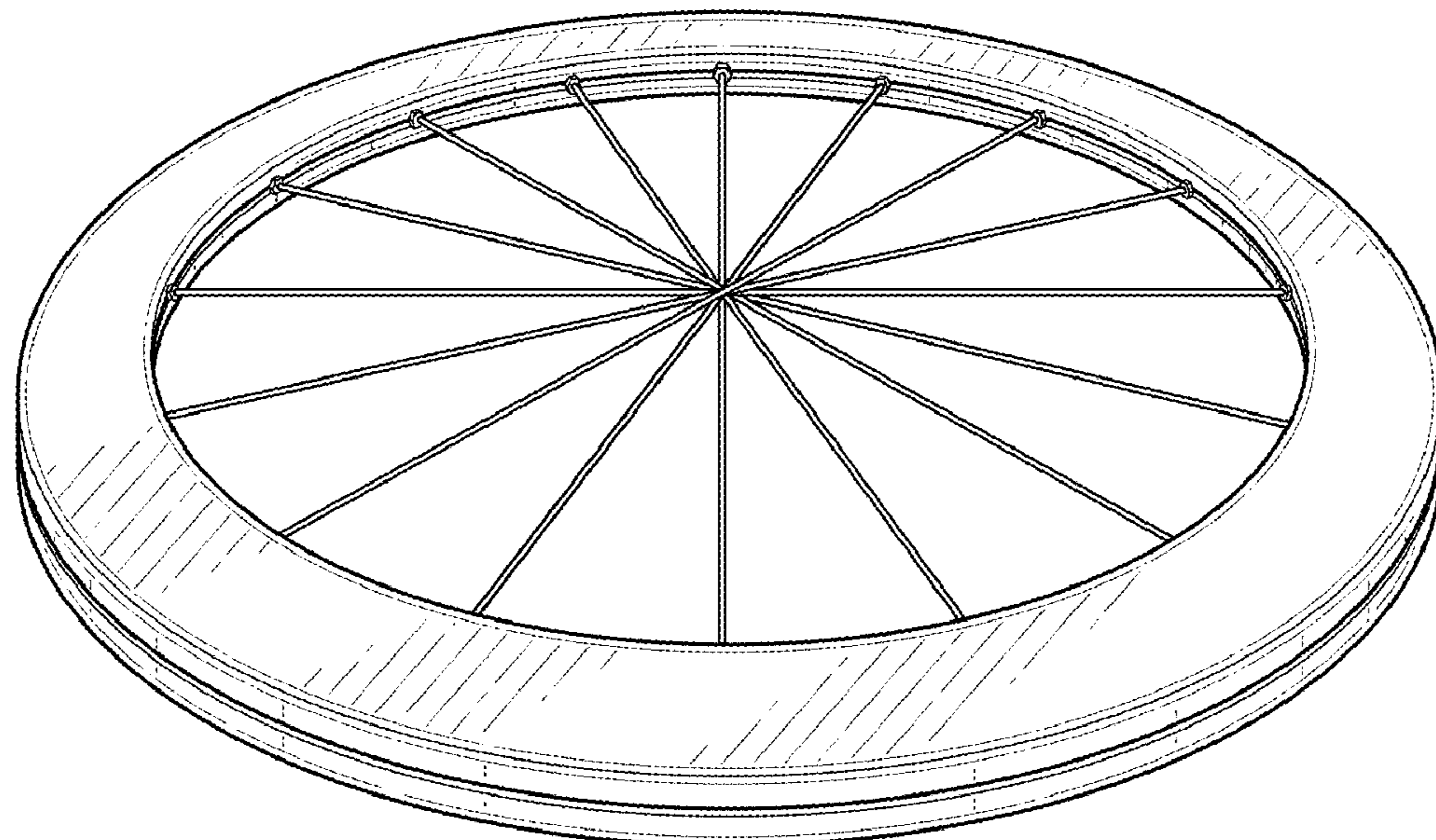
(57) **CLAIM**

The ornamental design for a food cutting tool, as shown and described.

DESCRIPTION

FIG. 1 shows a perspective view of a food cutting tool; FIG. 2 shows a front view of the food cutting tool; FIG. 3 shows a rear view of the food cutting tool; FIG. 4 shows a right side view of the food cutting tool; FIG. 5 shows a left side view of the food cutting tool; FIG. 6 shows a top plan view of the food cutting tool; and, FIG. 7 shows a bottom plan view of the food cutting tool. The shade lines in the Figures show contour and not surface ornamentation.

1 Claim, 3 Drawing Sheets



(56)

References Cited

U.S. PATENT DOCUMENTS

| | | | | |
|--------------|-----|---------|----------------|----------------------|
| 2015/0000141 | A1* | 1/2015 | Owens | A21C 15/04 30/114 |
| 2016/0100589 | A1* | 4/2016 | Boulrecc | B26D 3/185 83/52 |
| 2017/0320222 | A1* | 11/2017 | Mele | B26D 3/245 |
| 2018/0370065 | A1* | 12/2018 | Federico | B26D 1/553 |
| 2019/0246650 | A1* | 8/2019 | Jackson | B26D 3/245 |

* cited by examiner

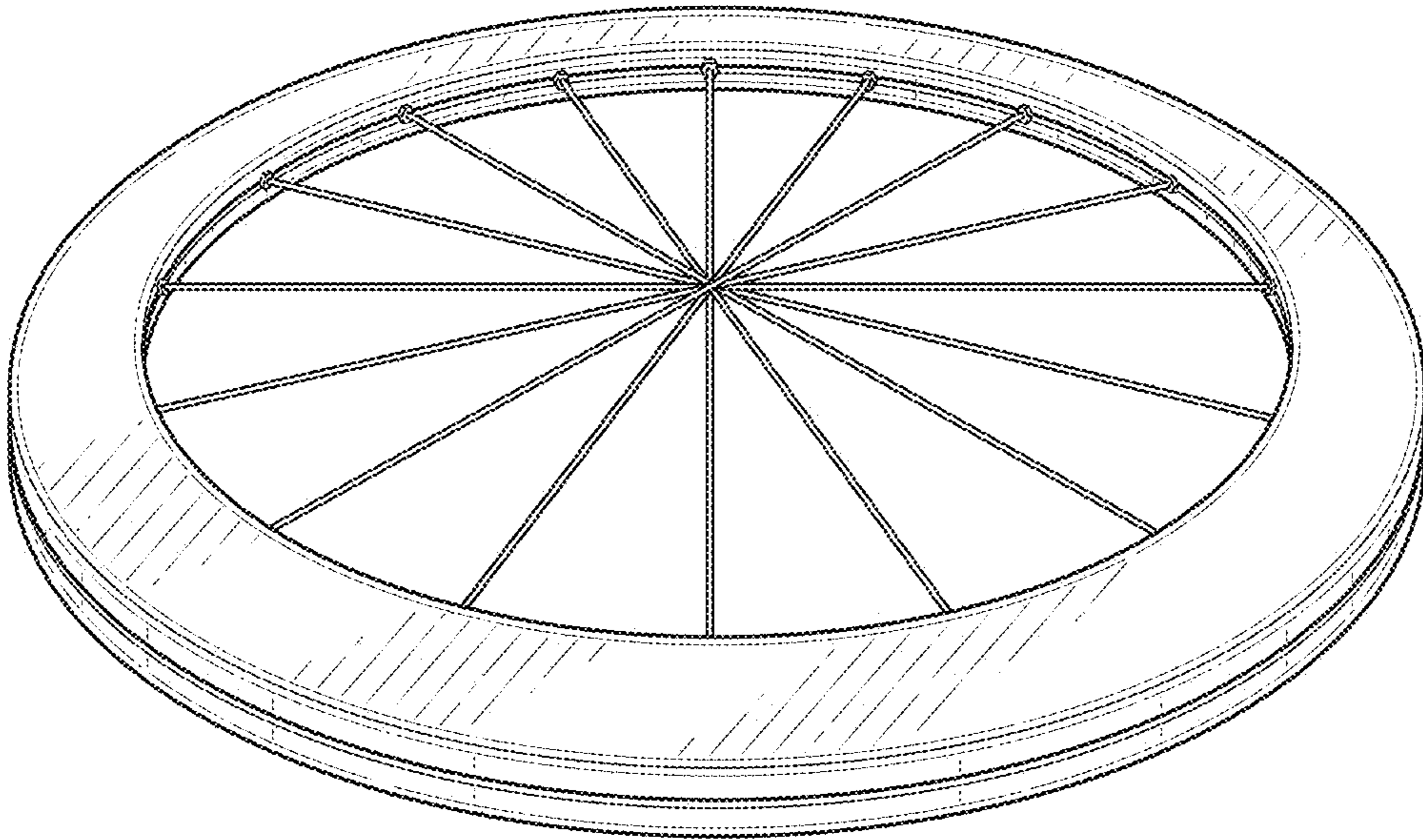


FIG. 1

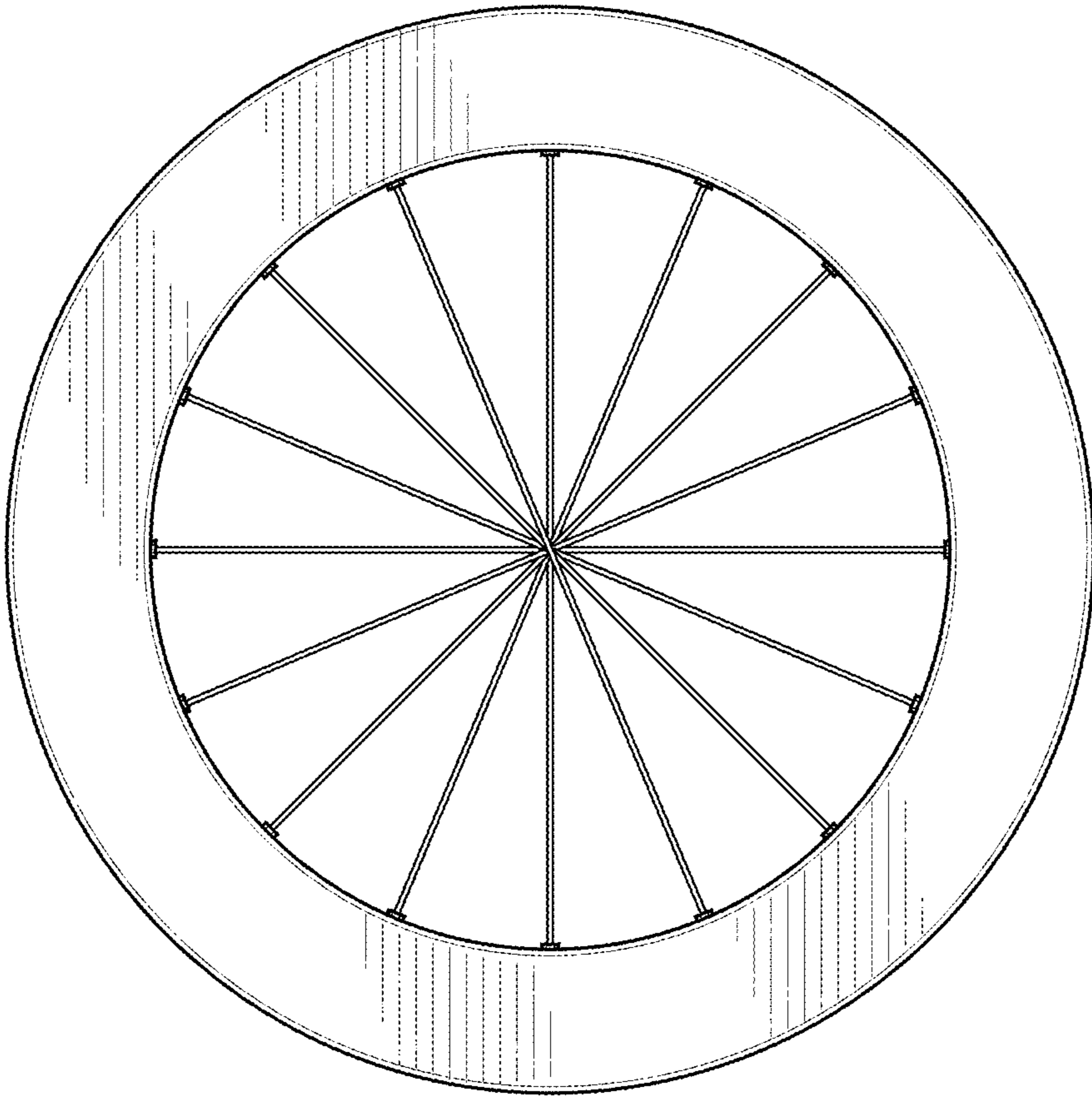


FIG. 2

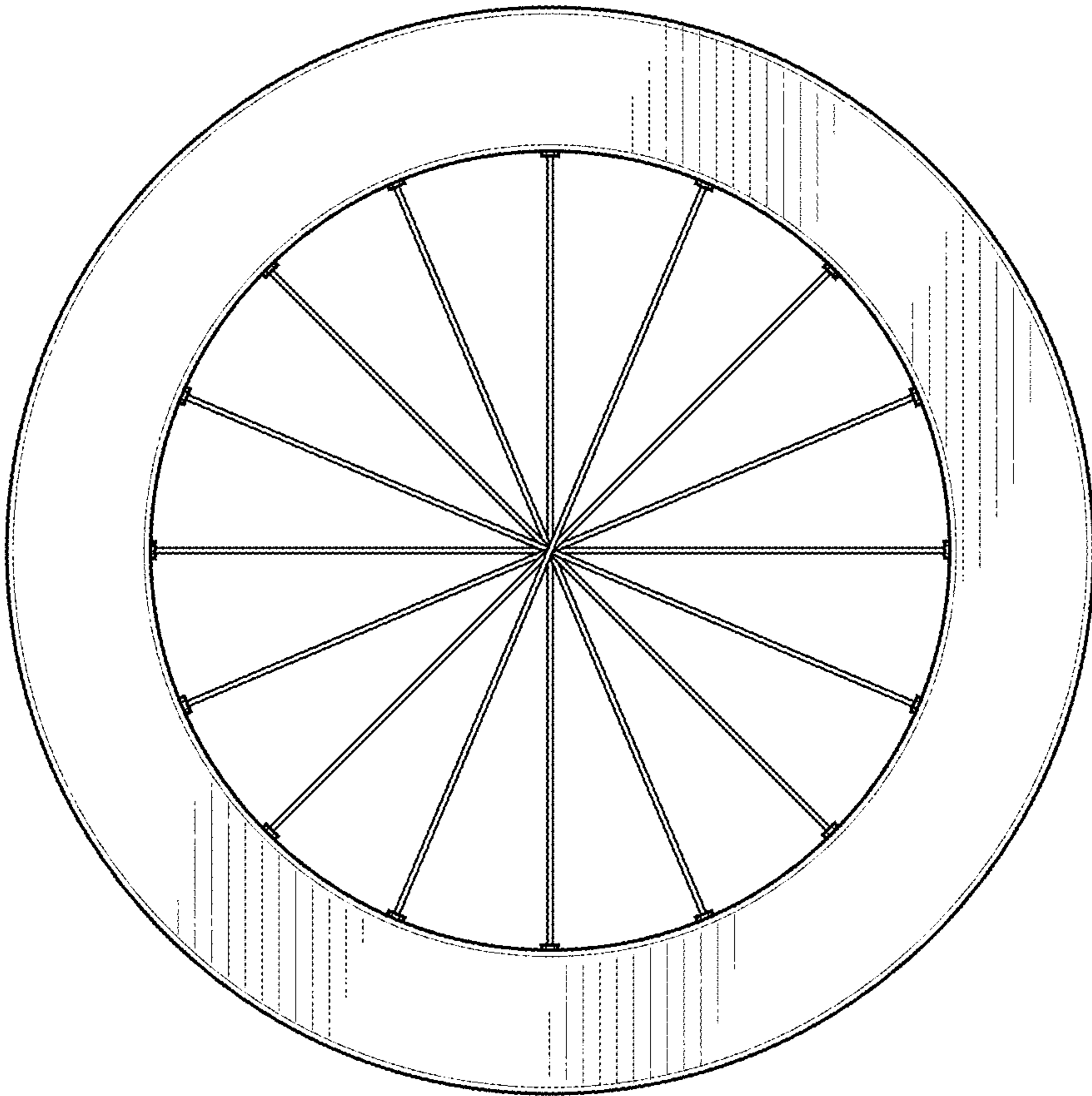


FIG. 3



FIG. 4



FIG. 5



FIG. 6




FIG. 7