



US00D923430S

(12) **United States Design Patent**
Winkelmann

(10) **Patent No.:** **US D923,430 S**

(45) **Date of Patent:** **** Jun. 29, 2021**

- (54) **TODDLER FEEDING FORK**
- (71) Applicant: **eazy-PZ, LLC**, Parker, CO (US)
- (72) Inventor: **Dawn Winkelmann**, Littleton, CO (US)
- (**) Term: **15 Years**
- (21) Appl. No.: **29/723,333**
- (22) Filed: **Feb. 6, 2020**
- (51) **LOC (13) Cl.** **07-03**
- (52) **U.S. Cl.**
USPC **D7/653**; D7/401.2
- (58) **Field of Classification Search**
USPC D7/368, 401.2, 642-645, 653-664, 669,
D7/675-677, 683, 688-689, 691;
D8/107, 300-301; D14/225; D21/483;
D22/117-118
CPC ... A01D 9/02; A01D 9/04; A01D 9/06; A47G
21/00; A47G 21/004; A47G 21/005;
A47G 21/02; A47G 21/023; A47G 21/04;
A47G 21/06; A47G 21/08; A47J 43/28;
A47J 43/281; A47J 43/282; A61F 13/10;
A61J 7/0023; B25G 1/00; B25G 1/01;
B25G 1/02; B25G 3/00; B65D 75/56;
B65D 75/563; B65D 75/566; B67B 7/00;
B67B 7/724; B67B 7/73
See application file for complete search history.

- D482,248 S * 11/2003 Roehrig D7/663
- D492,551 S * 7/2004 Roehrig D7/663
- D605,638 S * 12/2009 Vasilkov D14/225
- D614,922 S * 5/2010 Sierra D7/653
- D615,367 S * 5/2010 Sierra D7/653
- D657,621 S * 4/2012 Pookrum D7/401.2
- D682,613 S * 5/2013 De Leo D7/401.2
- D690,156 S * 9/2013 Apple D7/401.2
- D789,160 S * 6/2017 Strandberg D7/643
- D834,381 S * 11/2018 Appelbaum D7/653
- D834,382 S * 11/2018 Appelbaum D7/653

* cited by examiner

Primary Examiner — Ricky Pham

(74) *Attorney, Agent, or Firm* — Williams Intellectual Property; Benjamin F. Williams

(57) **CLAIM**

The ornamental design for a toddler feeding fork, as shown and described.

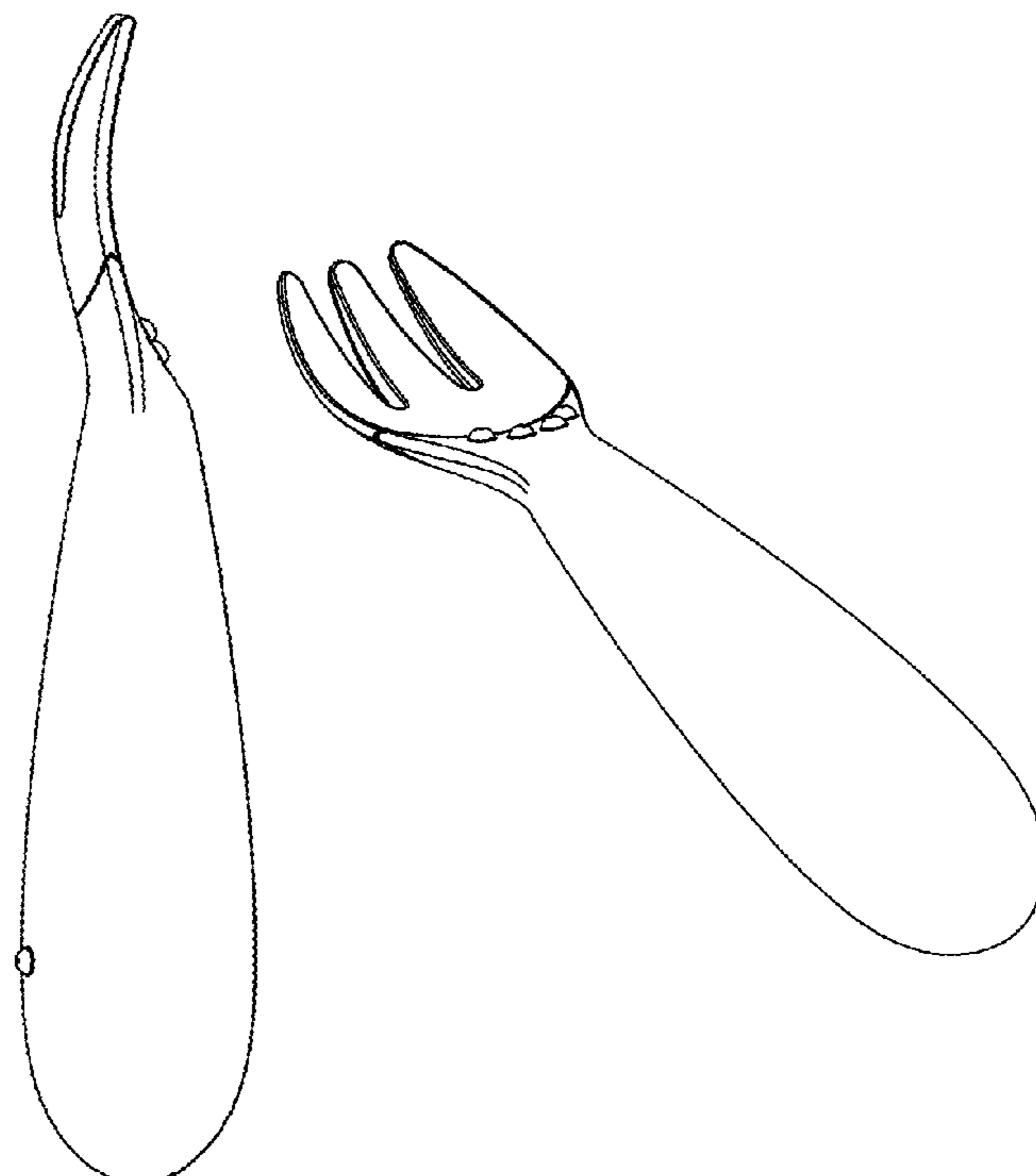
DESCRIPTION

FIG. 1 is a front elevation view of my ornamental design for a toddler feeding fork;
 FIG. 2 is a top elevation view;
 FIG. 3 is a rear elevation view;
 FIG. 4 is a bottom elevation view;
 FIG. 5 is a left side elevation view;
 FIG. 6 is a right side elevation view;
 FIG. 7 is a perspective view; and,
 FIG. 8 is a cross-section view taken along the lint A-A of FIG. 2.

The broken lines shown in the drawings are for illustrative purposes only and form no part of the claimed design.

- (56) **References Cited**
U.S. PATENT DOCUMENTS
D291,710 S * 9/1987 Mariol D21/483
D461,997 S * 8/2002 Jalet D7/645

1 Claim, 6 Drawing Sheets



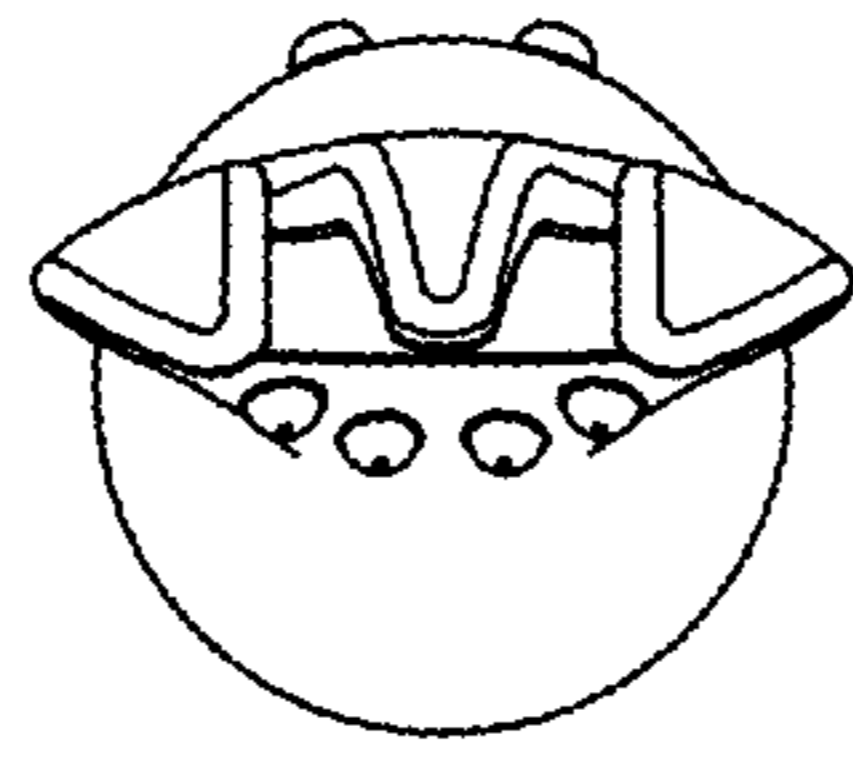


FIG. 1

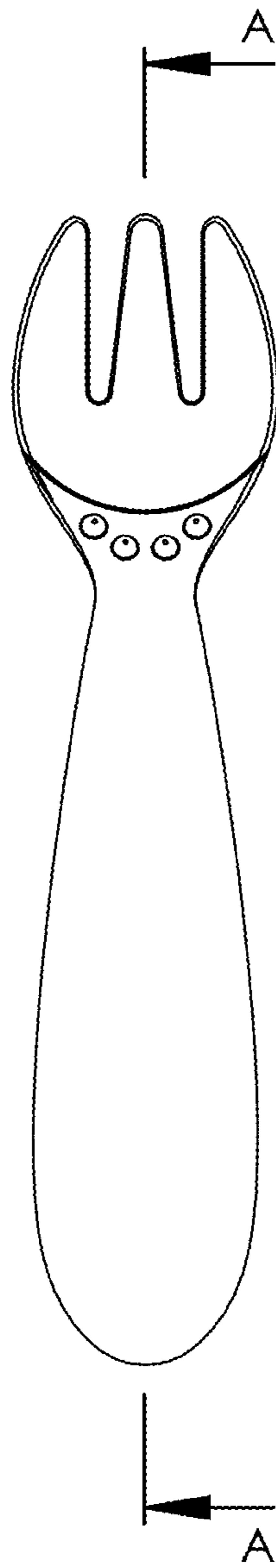


FIG. 2

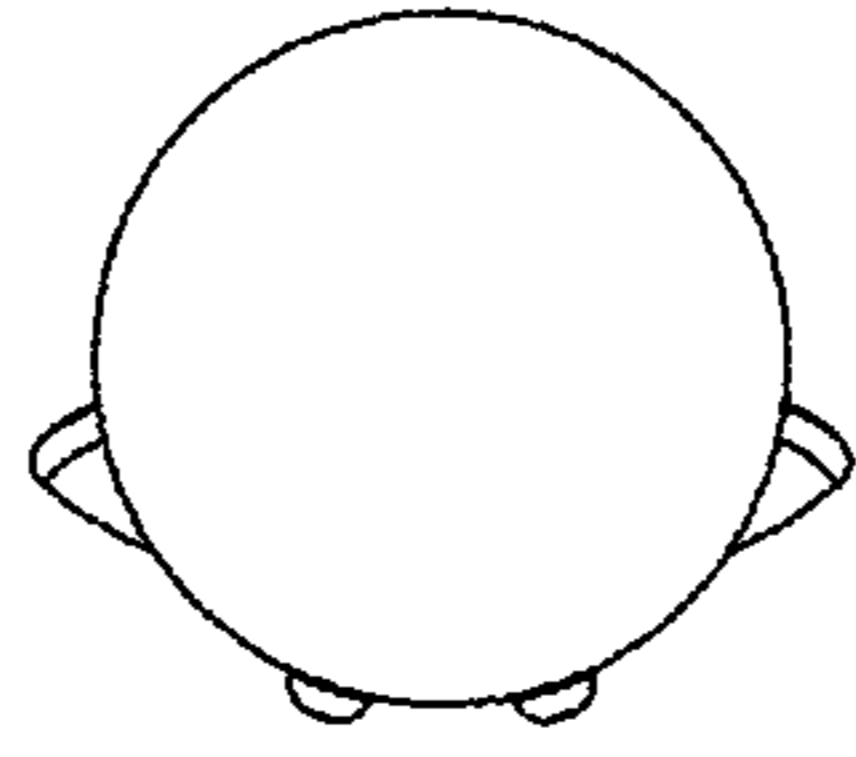


FIG. 3

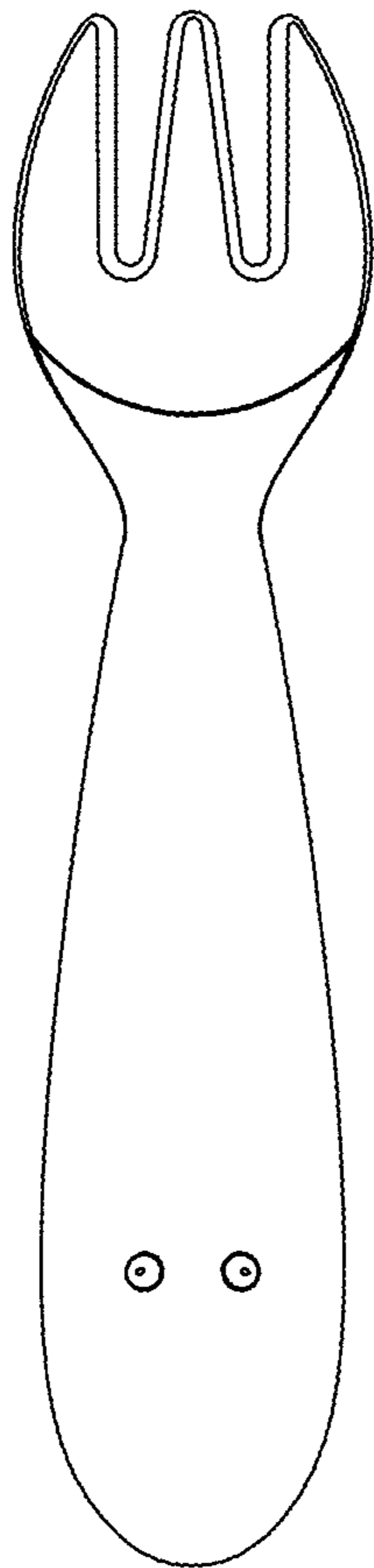


FIG. 4

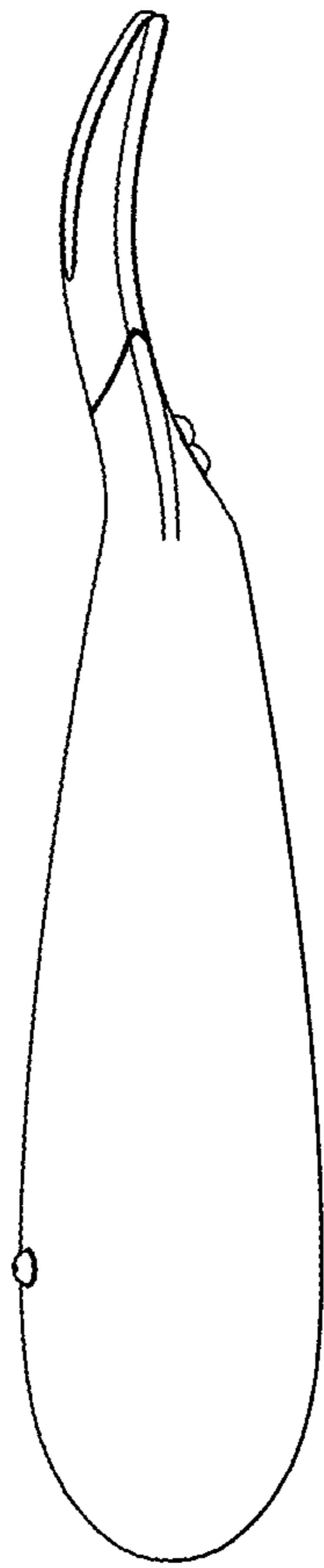


FIG. 5

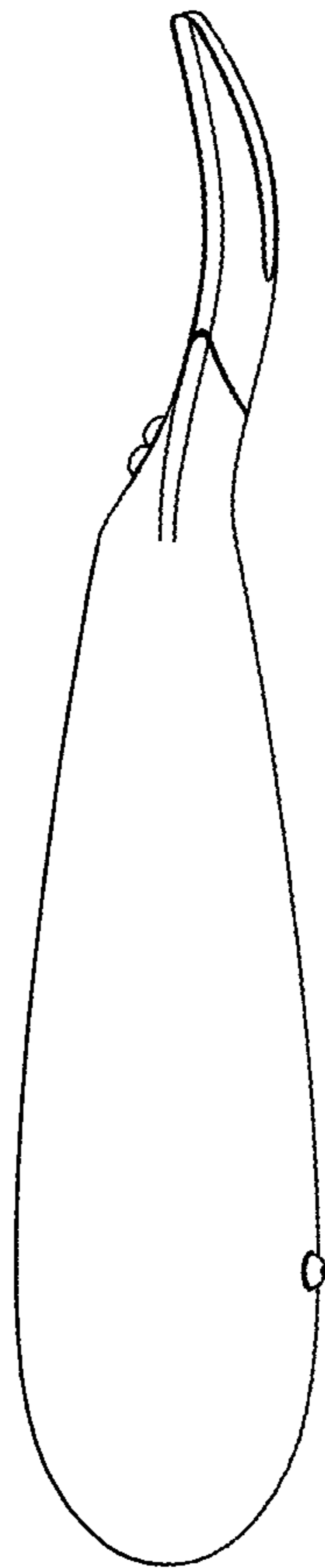


FIG. 6




FIG. 7

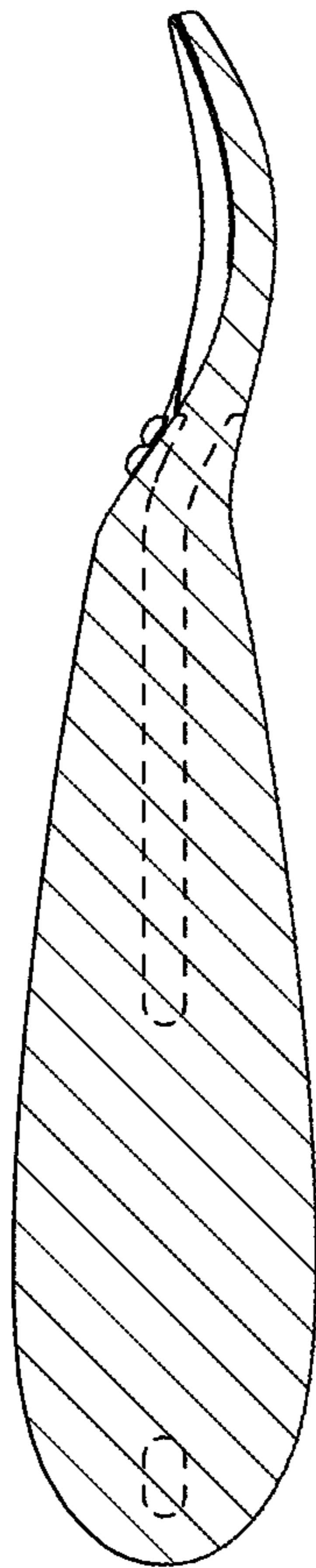


FIG. 8