



US00D923424S

(12) **United States Design Patent**
Rong

(10) **Patent No.:** **US D923,424 S**

(45) **Date of Patent:** **** Jun. 29, 2021**

(54) **CONTAINER FOR FOOD PACKAGES**

(71) Applicant: **Zhijun Rong**, Guangdong (CN)

(72) Inventor: **Zhijun Rong**, Guangdong (CN)

(73) Assignee: **Shenzhen Century-Star Audio & Visual Co., Ltd.**, Shenzhen (CN)

(**) Term: **15 Years**

(21) Appl. No.: **29/699,226**

(22) Filed: **Jul. 24, 2019**

(51) **LOC (13) Cl.** **07-01**

(52) **U.S. Cl.**
USPC **D7/607; D3/289**

(58) **Field of Classification Search**
USPC D3/273, 276, 283, 284, 285, 287, 289,
D3/301; D7/605-607, 709, 710
CPC F25D 3/08; F25D 3/02; F25D 3/04; F25D
3/06; F25D 3/14; F25D 3/107; F25D
2331/804; F25D 2331/801; B65D 81/38;
B65D 81/3813; B65D 81/3816; B65D
81/3818; B65D 81/382; B65D 81/3825;
B65D 81/3827; B65D 81/383; B65D
81/3832; B65D 81/3834; B65D 81/3848;
B65D 81/3851; B65D 81/3853; B65D
81/3855; B65D 81/3858; B65D 81/386;
B65D 81/3862; A45C 11/20; A45C 3/00;
A45C 2003/008; A45C 1/02
See application file for complete search history.

(56) **References Cited**

U.S. PATENT DOCUMENTS

4,537,313 A * 8/1985 Workman A47J 47/145
206/545
4,805,776 A * 2/1989 Namgyal A45C 3/00
206/523

D340,840 S * 11/1993 Melk D3/283
D387,249 S * 12/1997 Mogil D7/607
6,068,402 A * 5/2000 Freese A45C 11/20
383/108
6,092,661 A * 7/2000 Mogil A63B 55/408
150/106
6,296,165 B1 * 10/2001 Mears A45C 3/00
150/107
D465,134 S * 11/2002 Joss D3/287
D619,423 S * 7/2010 Koehler D7/607
8,191,747 B2 * 6/2012 Pruchnicki A45C 11/20
224/612
D768,378 S * 10/2016 Schilp D3/232
D777,429 S * 1/2017 Mangano D3/275
2003/0136702 A1 * 7/2003 Redzisz A45C 7/0077
206/545
2007/0237432 A1 * 10/2007 Mogil A45C 7/0077
383/38
2016/0101924 A1 * 4/2016 Mitchell B65D 43/16
220/592.2

* cited by examiner

Primary Examiner — Terry A Wallace

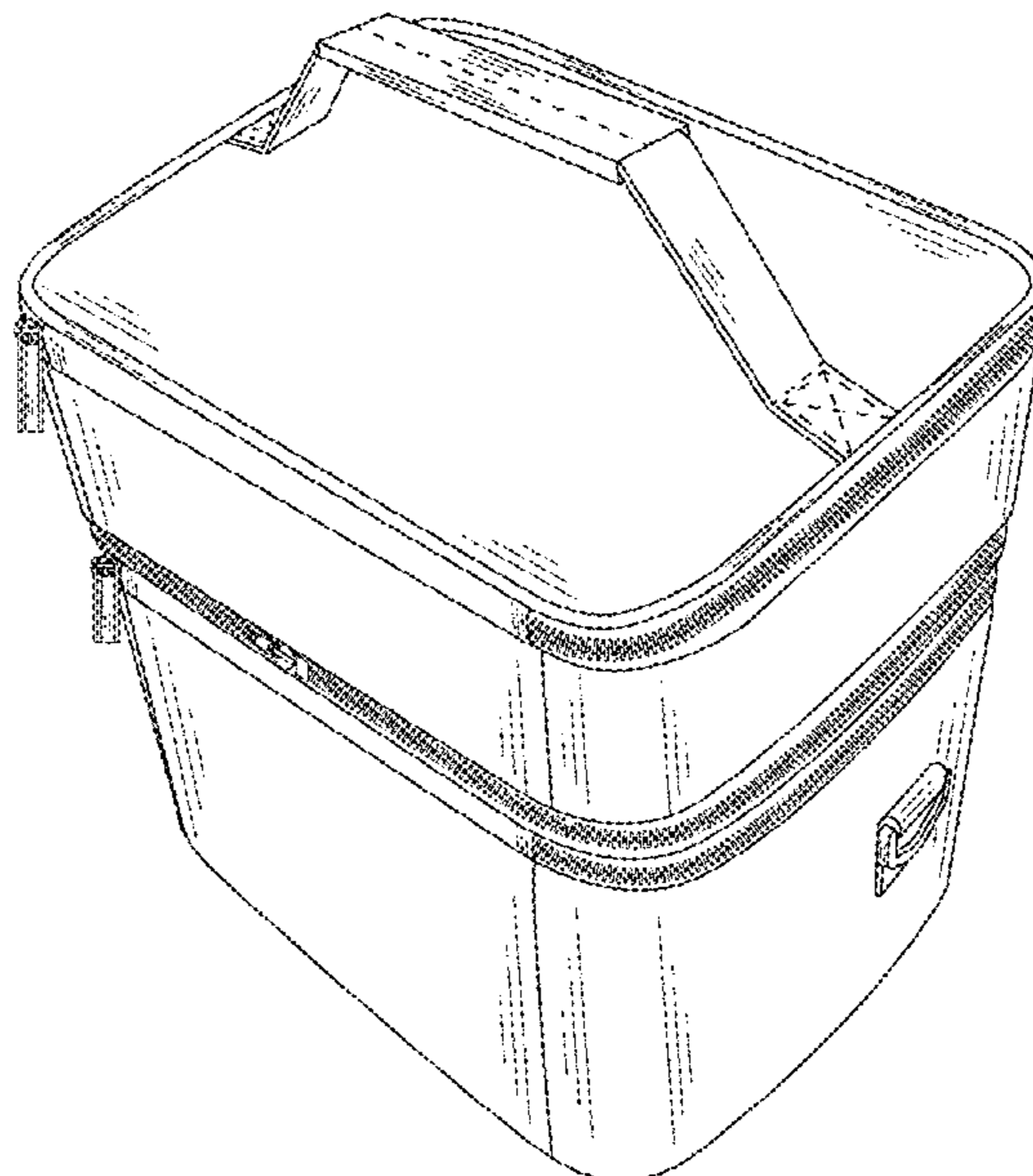
(57) **CLAIM**

The ornamental design for a container for food packages, as shown and described.

DESCRIPTION

FIG. 1 is a perspective view of a container for food packages showing my new design;
FIG. 2 is a front elevation view thereof;
FIG. 3 is a rear elevation view thereof;
FIG. 4 is a left side elevation view thereof;
FIG. 5 is a right side elevation view thereof;
FIG. 6 is a top plan view thereof; and,
FIG. 7 is a bottom plan view thereof.
The broken lines in the drawings illustrate portions of the container for food packages that form no part of the claimed design.

1 Claim, 7 Drawing Sheets



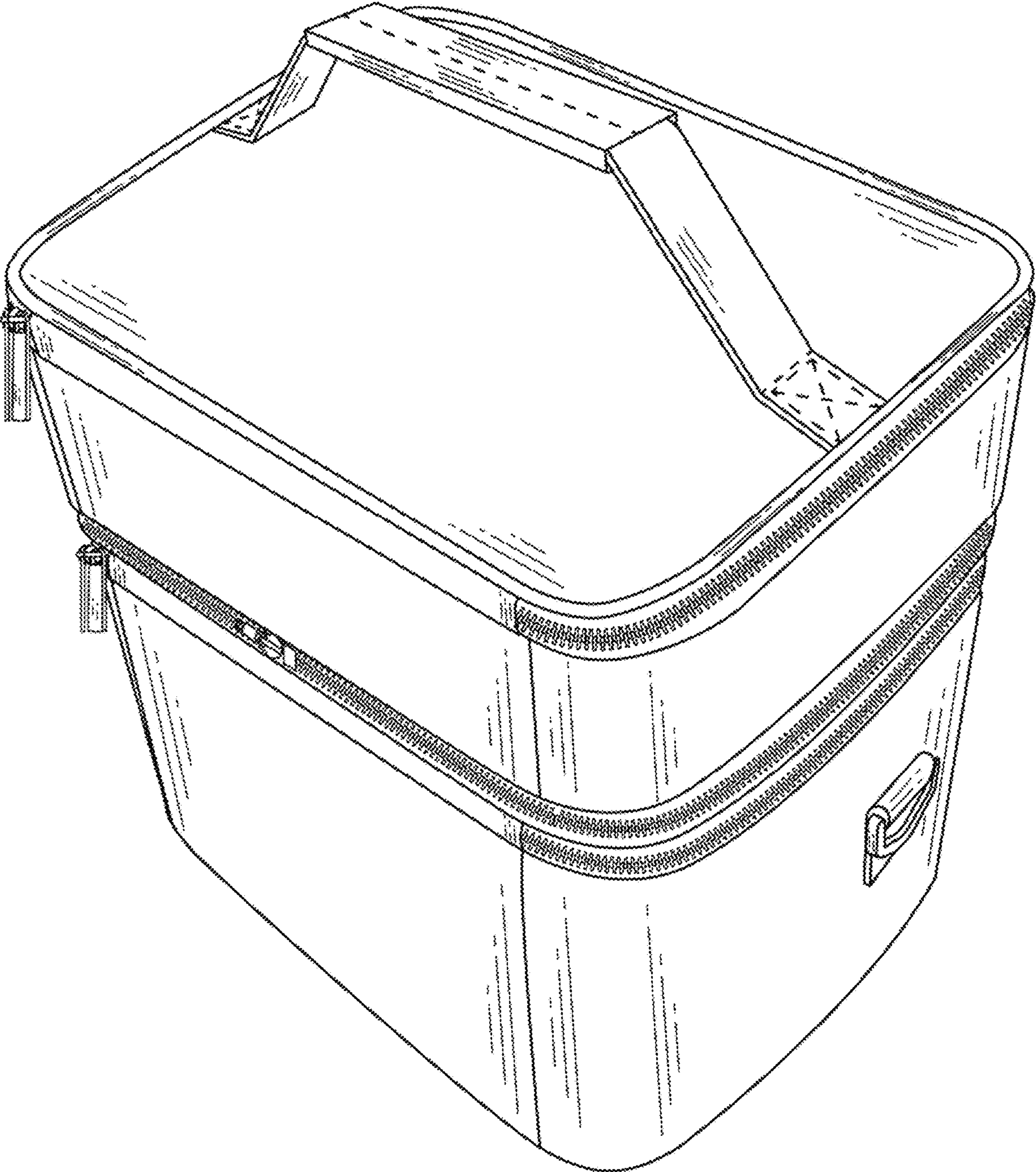


FIG.1

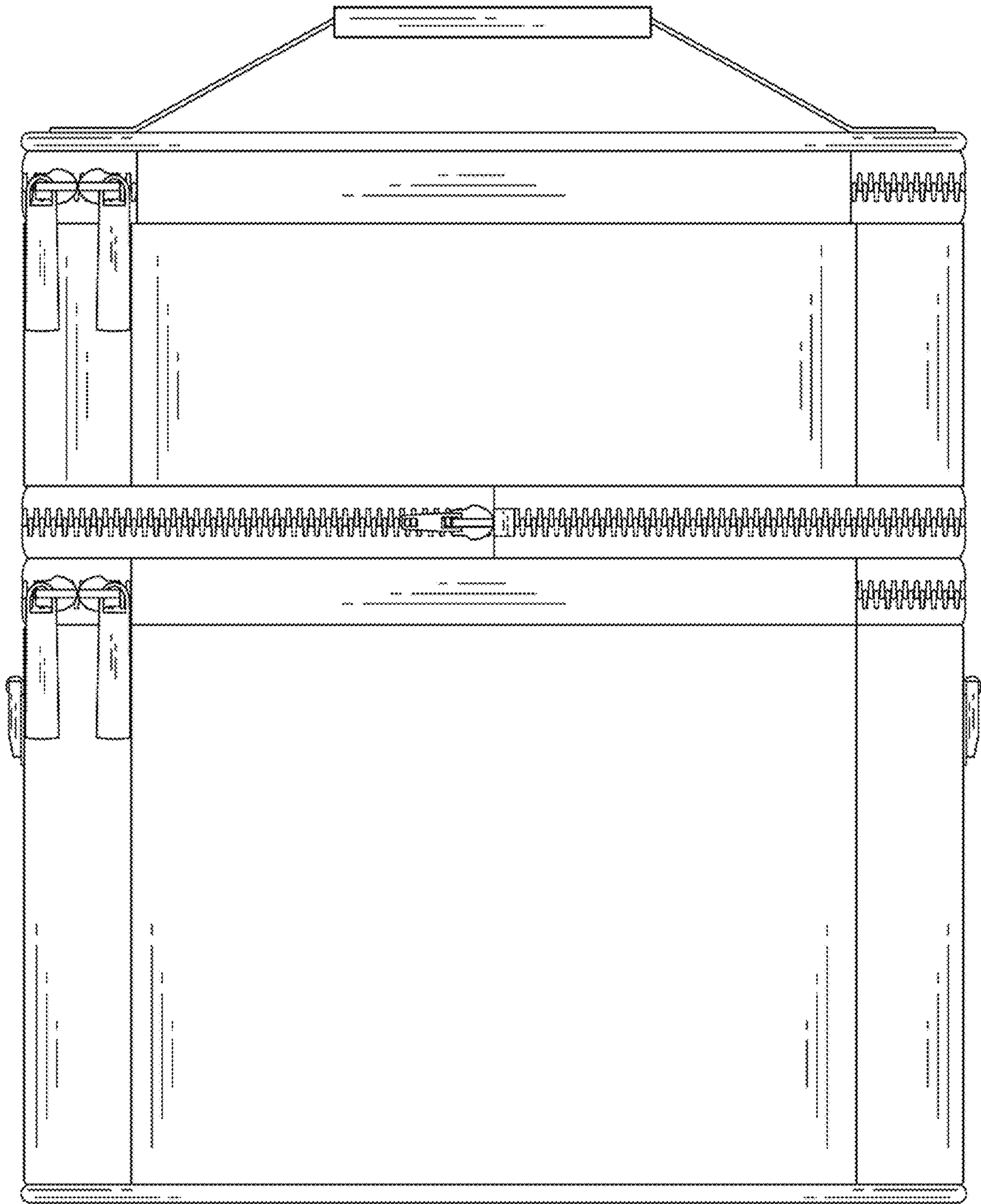


FIG.2




FIG. 3

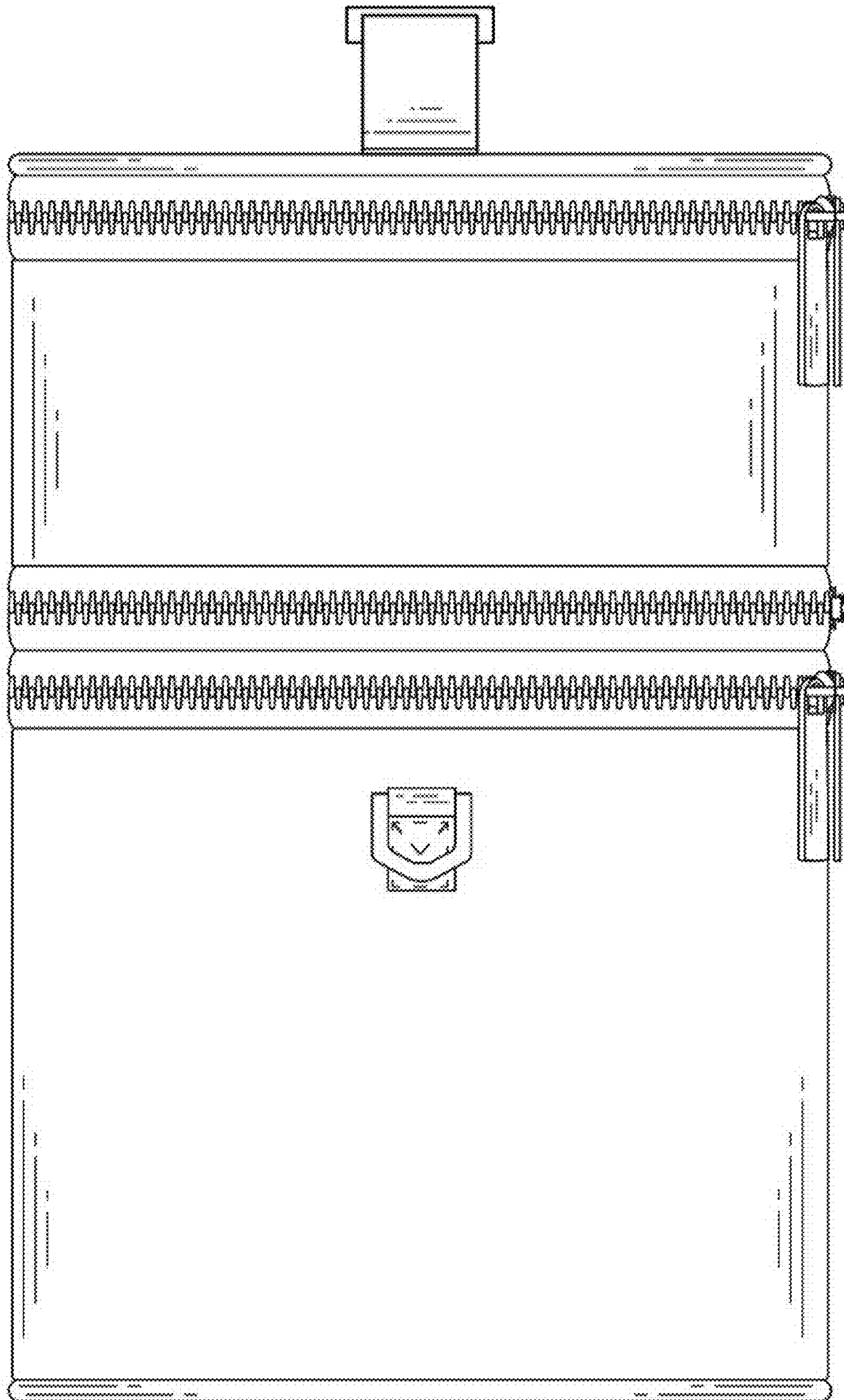


FIG.4

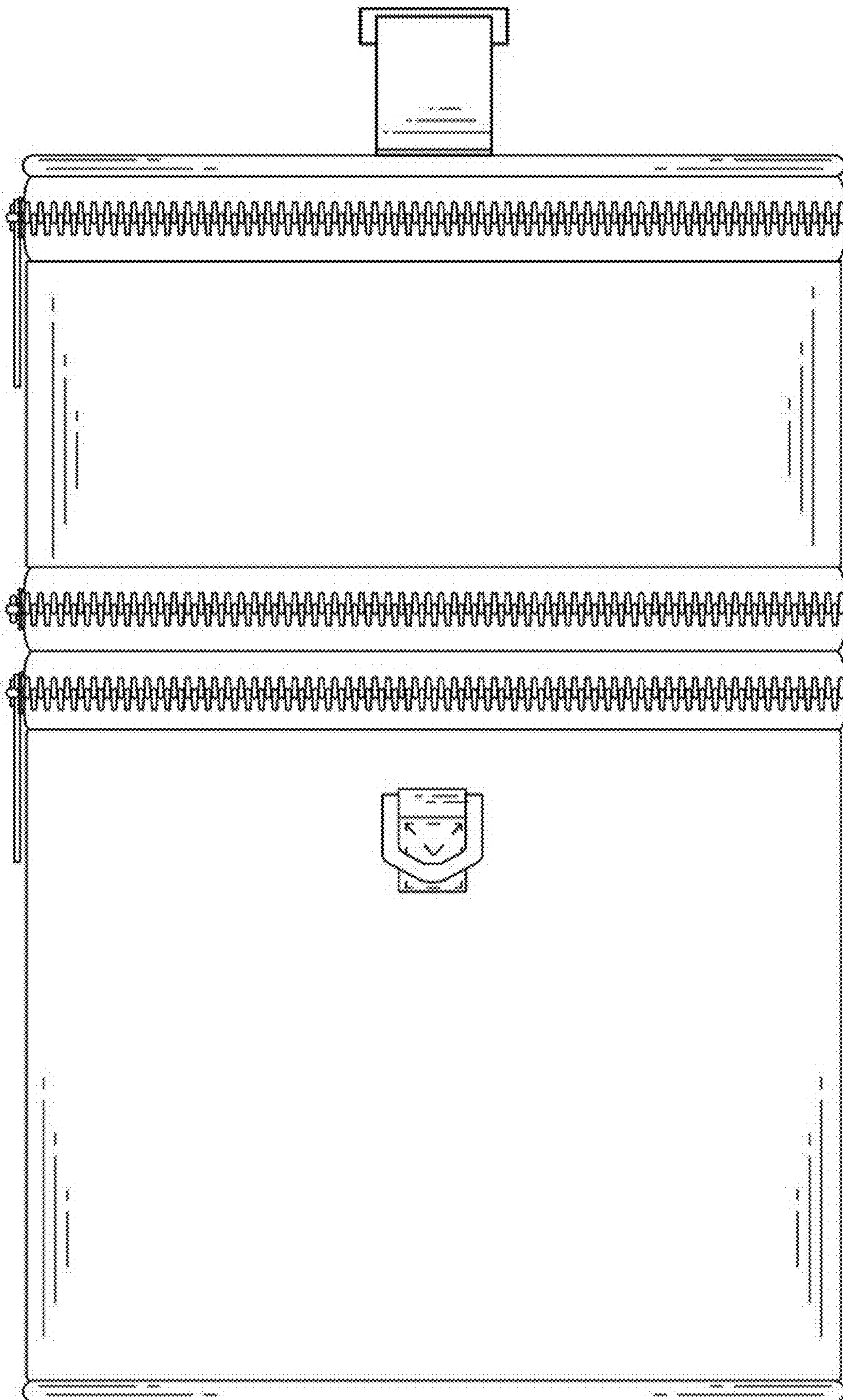


FIG. 5

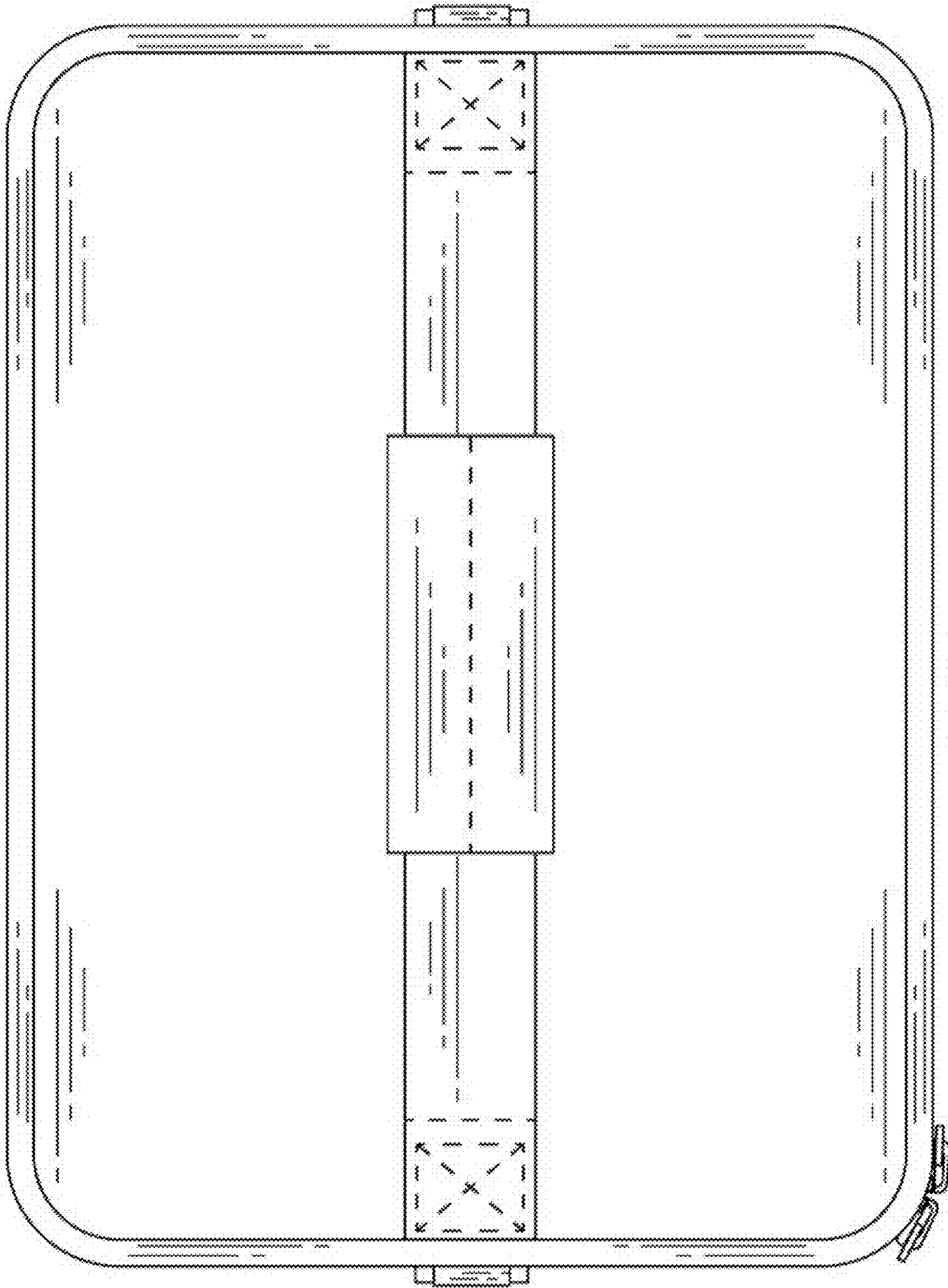


FIG.6




FIG. 7