



US00D923421S

(12) **United States Design Patent**
Cui

(10) **Patent No.:** **US D923,421 S**

(45) **Date of Patent:** **** Jun. 29, 2021**

(54) **SPICE RACK**

(71) Applicant: **ZHEJIANG HYNWIN**
E-COMMERCE CO., LTD., Taizhou
(CN)

(72) Inventor: **Mengdong Cui**, Taizhou (CN)

(**) Term: **15 Years**

(21) Appl. No.: **29/750,678**

(22) Filed: **Sep. 16, 2020**

(51) **LOC (13) Cl.** **07-99**

(52) **U.S. Cl.**
USPC **D7/600.4**

(58) **Field of Classification Search**
USPC D7/590, 600.1, 600.2, 600.3, 600.4, 387,
D7/401.1, 213; D6/512, 524, 525, 552,
D6/553, 556, 558, 566, 567, 569, 570,
D6/574; D9/737, 741, 756, 759, 760,
D9/761
CPC A47J 47/16; A47B 47/00; A47B 47/0091;
A47B 81/00; A47B 81/007; A47F 7/00;
A47F 5/10; A47F 5/13

See application file for complete search history.

(56) **References Cited**

U.S. PATENT DOCUMENTS

D406,476 S * 3/1999 Boije D6/574
D491,751 S * 6/2004 Harwanko D6/675.1
D495,929 S * 9/2004 Clarson D7/600.4
D522,772 S * 6/2006 O'Reilly D6/662.1
D525,455 S * 7/2006 O'Reilly D6/662.1
D652,684 S * 1/2012 Herrera D7/600.1
D744,770 S * 12/2015 Middendorf D6/662.1

9,282,821 B2 * 3/2016 Miedtke A47B 88/941
D873,081 S 1/2020 Goodman et al.
D887,747 S * 6/2020 Chiang D6/574
D904,127 S * 12/2020 Song D7/600.1
D912,471 S * 3/2021 Tsai D7/600.4

OTHER PUBLICATIONS

Bamboo Spice Rack| posted at Amazon.com, posted on Dec. 24, 2019, © 1996-2021 Amazon.com, [online], [site visited Mar. 26, 2021], Available from Internet, <URL:https://www.amazon.com/Shelves-3-Countertop-Organizer-Bookshelf-Adjustable/dp/B0833TG6L1/ref=psdc_510156_t1_B07WC8NG45?th=1> (Year: 2019).*

* cited by examiner

Primary Examiner — Susan E Krakower
Assistant Examiner — Andrew Kerr

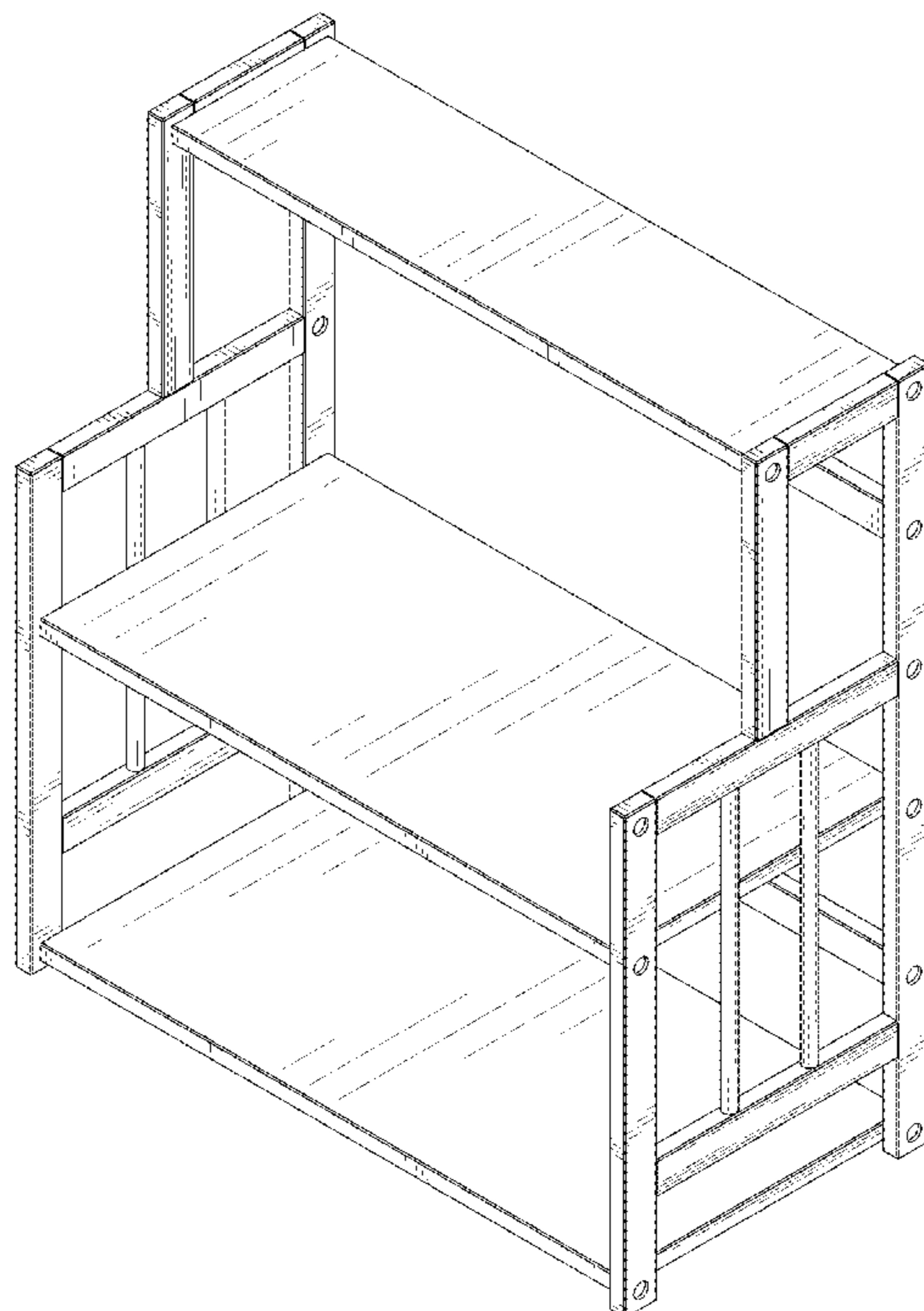
(57) **CLAIM**

The ornamental design for a spice rack, as shown and described.

DESCRIPTION

FIG. 1 is a front and top perspective view of a spice rack, showing my new design;
FIG. 2 is a rear and bottom perspective view thereof;
FIG. 3 is a front elevational view thereof;
FIG. 4 is a rear elevational view thereof;
FIG. 5 is a left side elevational view thereof;
FIG. 6 is a right side elevational view thereof;
FIG. 7 is a top plan view thereof; and,
FIG. 8 is a bottom plan view thereof.

1 Claim, 8 Drawing Sheets



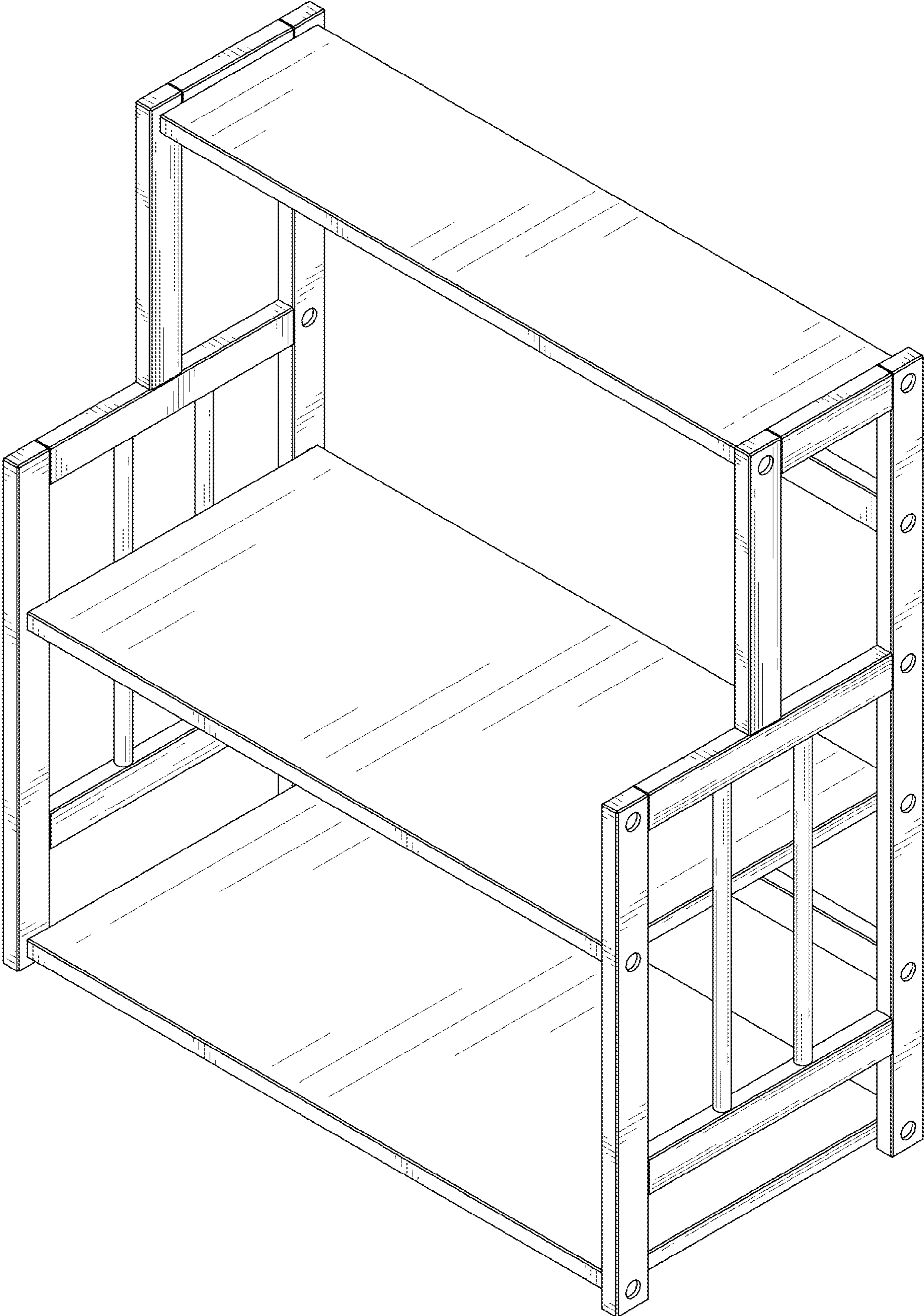


FIG. 1

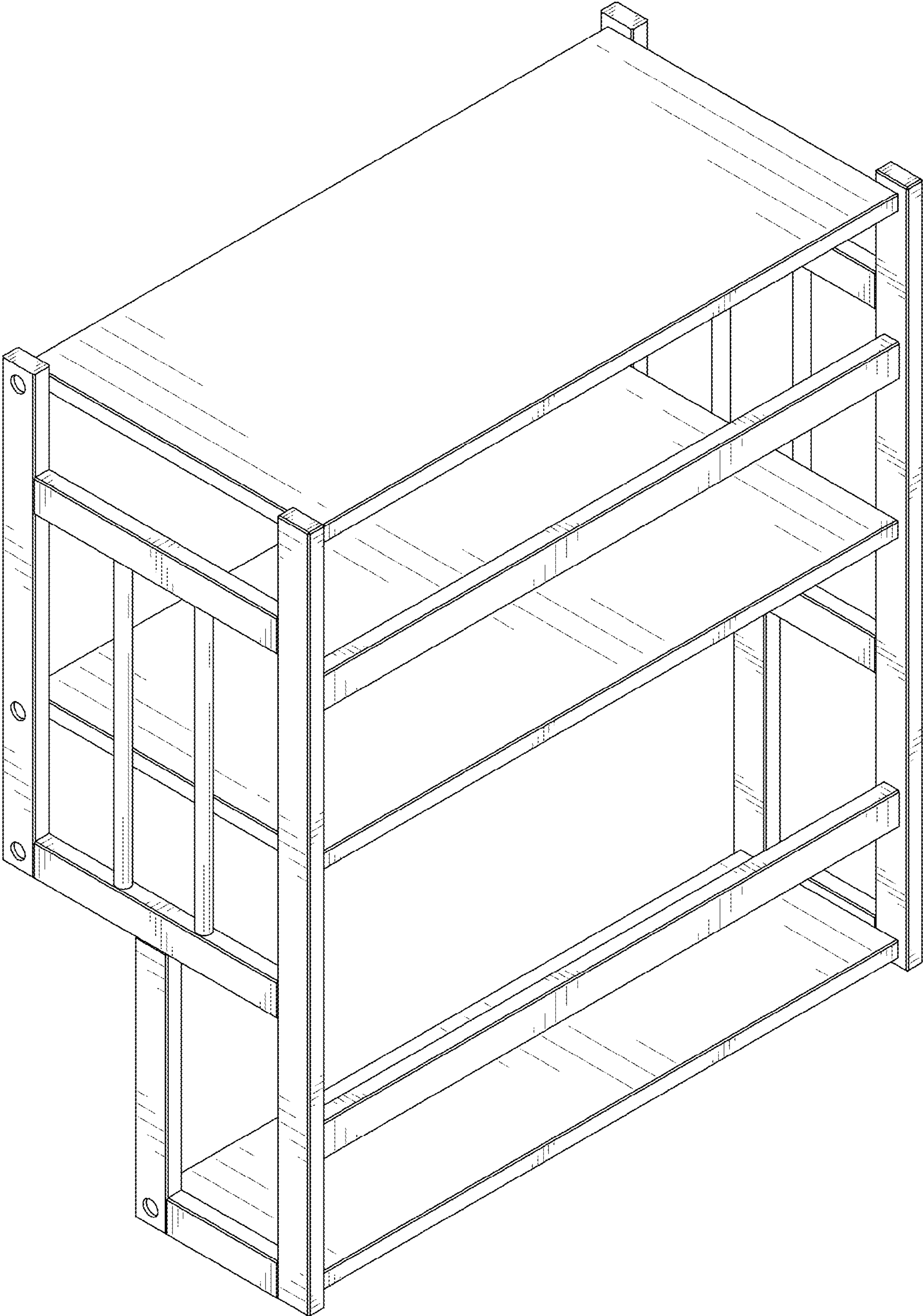


FIG. 2




FIG. 3




FIG. 4

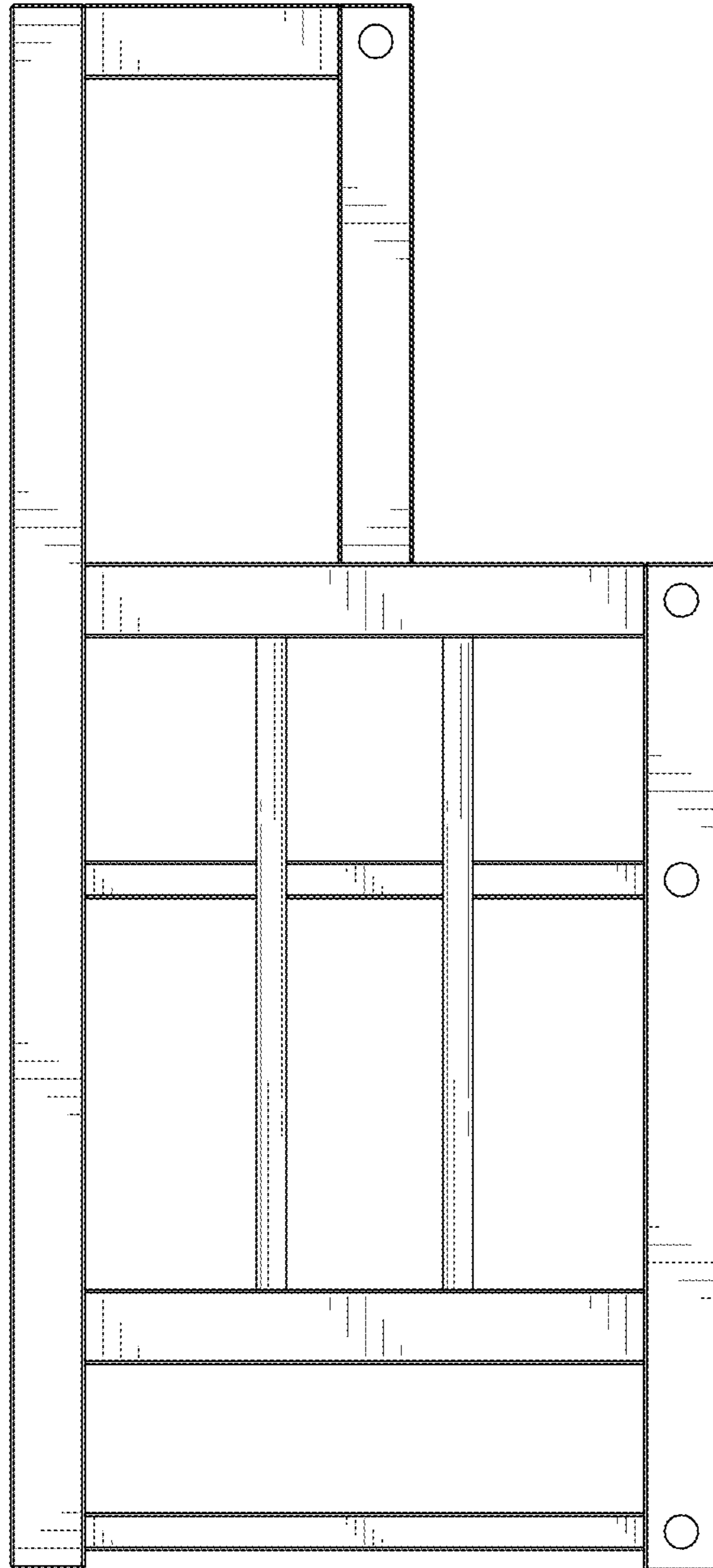


FIG. 5

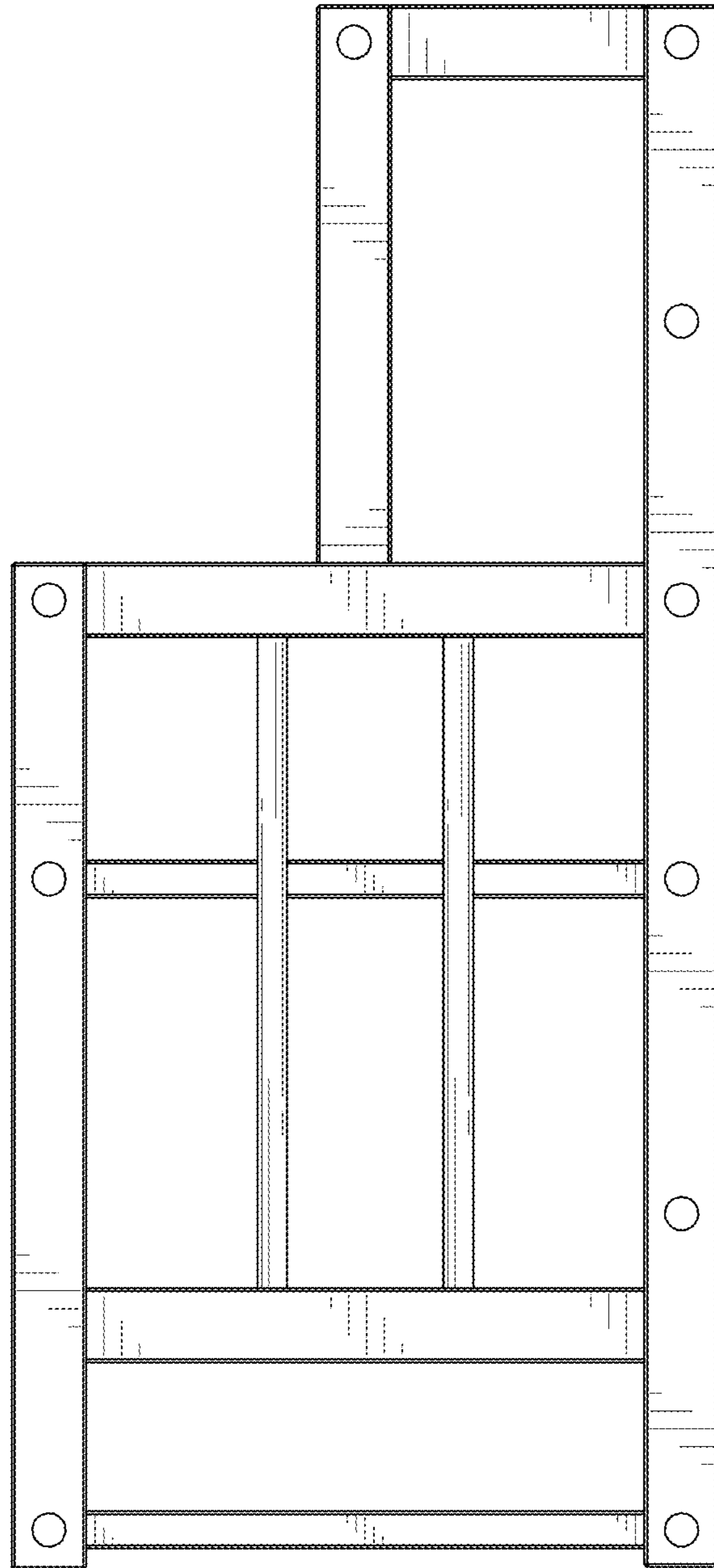


FIG. 6

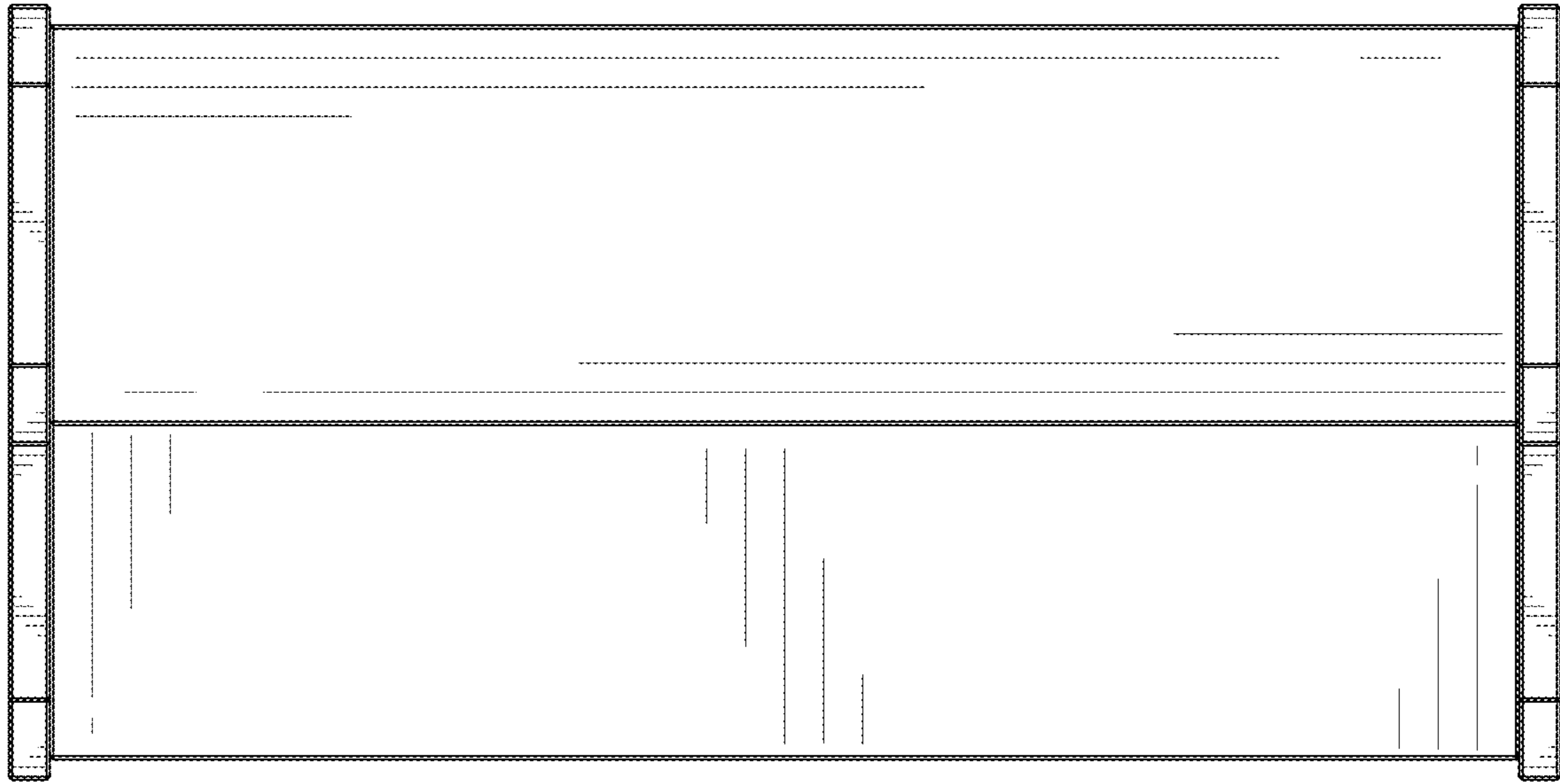


FIG. 7




FIG. 8