



US00D923419S

(12) **United States Design Patent** (10) **Patent No.:** **US D923,419 S**
Flores (45) **Date of Patent:** **** Jun. 29, 2021**

(54) **OBJECT DISPENSER**
(71) Applicant: **Sebastian Javier Flores**, Alpharetta, GA (US)
(72) Inventor: **Sebastian Javier Flores**, Alpharetta, GA (US)
(**) Term: **15 Years**
(21) Appl. No.: **29/716,033**
(22) Filed: **Dec. 6, 2019**
(51) **LOC (13) Cl.** **07-07**
(52) **U.S. Cl.**
USPC **D7/589**
(58) **Field of Classification Search**
USPC D7/589, 590, 397, 401.1, 213; D8/300, D8/307, 310, 321; D23/249
CPC G07F 7/06; A47F 1/04; A47F 1/08; A47F 1/10; Y10T 292/57; Y10T 292/82
See application file for complete search history.

D766,698 S * 9/2016 Vergin D8/311
D831,417 S * 10/2018 Kim D7/393
D833,251 S * 11/2018 Hall D8/311
D860,757 S * 9/2019 Kim D8/311
D867,060 S * 11/2019 Bottari D7/396.2
D903,465 S * 12/2020 Lucic, III D8/311
D904,158 S * 12/2020 Yungbluth D8/311
2013/0228038 A1 * 9/2013 Klimecki G05G 1/105
74/553

* cited by examiner

Primary Examiner — Derrick E Holland
Assistant Examiner — Andrew Kerr
(74) *Attorney, Agent, or Firm* — Steven C. Stewart

(57) **CLAIM**

The ornamental design for an object dispenser, as shown and described.

DESCRIPTION

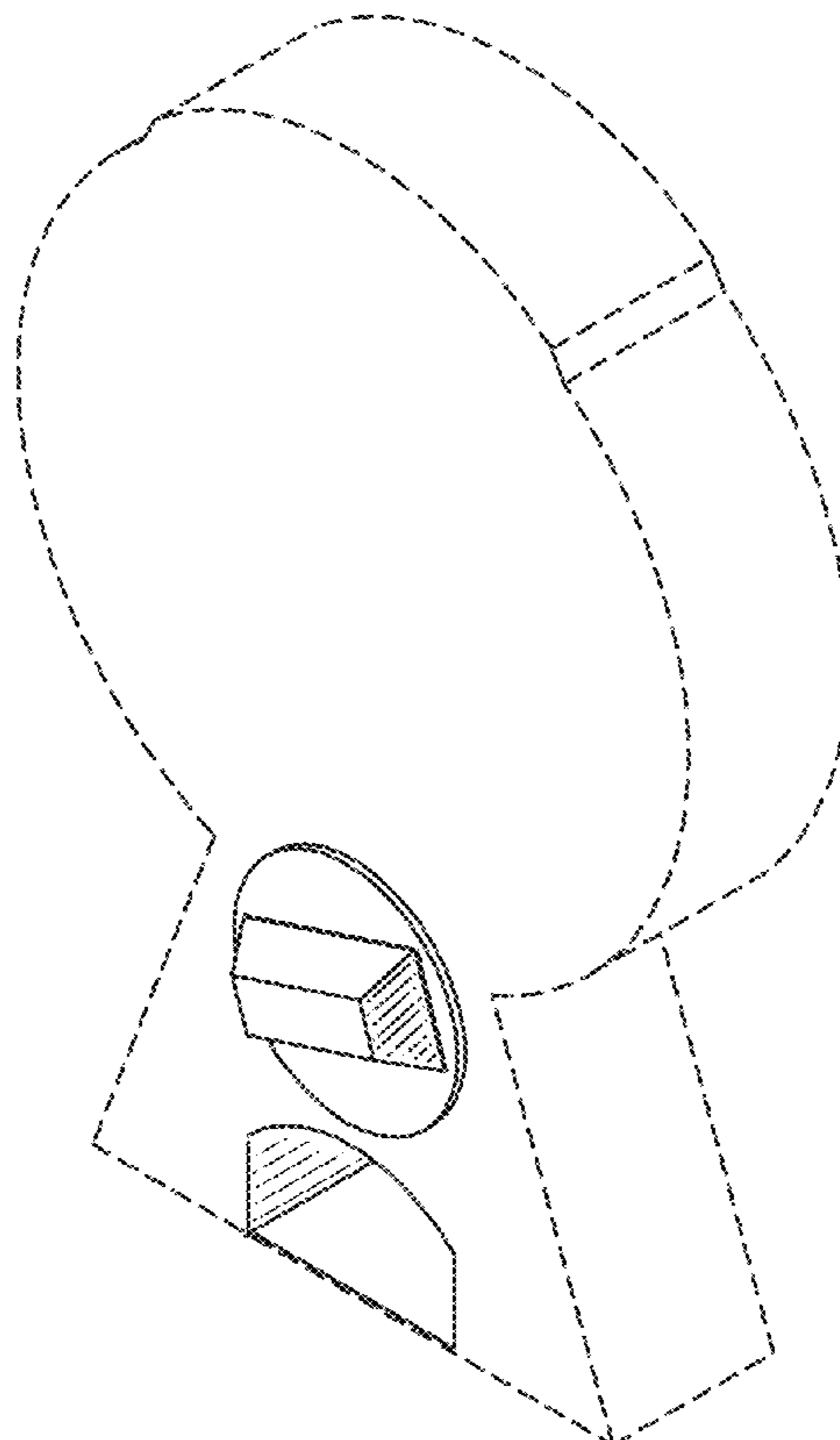
FIG. 1 is a front perspective view of an object dispenser showing my new design;
FIG. 2 is a left side view thereof;
FIG. 3 is a right side view thereof;
FIG. 4 is a top view thereof;
FIG. 5 is a bottom view thereof;
FIG. 6 is a front view thereof; and,
FIG. 7 is a back view thereof.
The broken lines in the drawings depict portions of the object dispenser that form no part of the claimed design.

1 Claim, 4 Drawing Sheets

(56) **References Cited**

U.S. PATENT DOCUMENTS

D208,918 S * 10/1967 Dole, Jr. D8/311
D399,878 S * 10/1998 Lin D20/7
D448,050 S * 9/2001 Humphrey D20/7
D540,875 S * 4/2007 Placencia D20/7
D634,156 S * 3/2011 Fuller D7/393
D724,659 S * 3/2015 Begin D19/1
D766,372 S * 9/2016 Fung D20/7



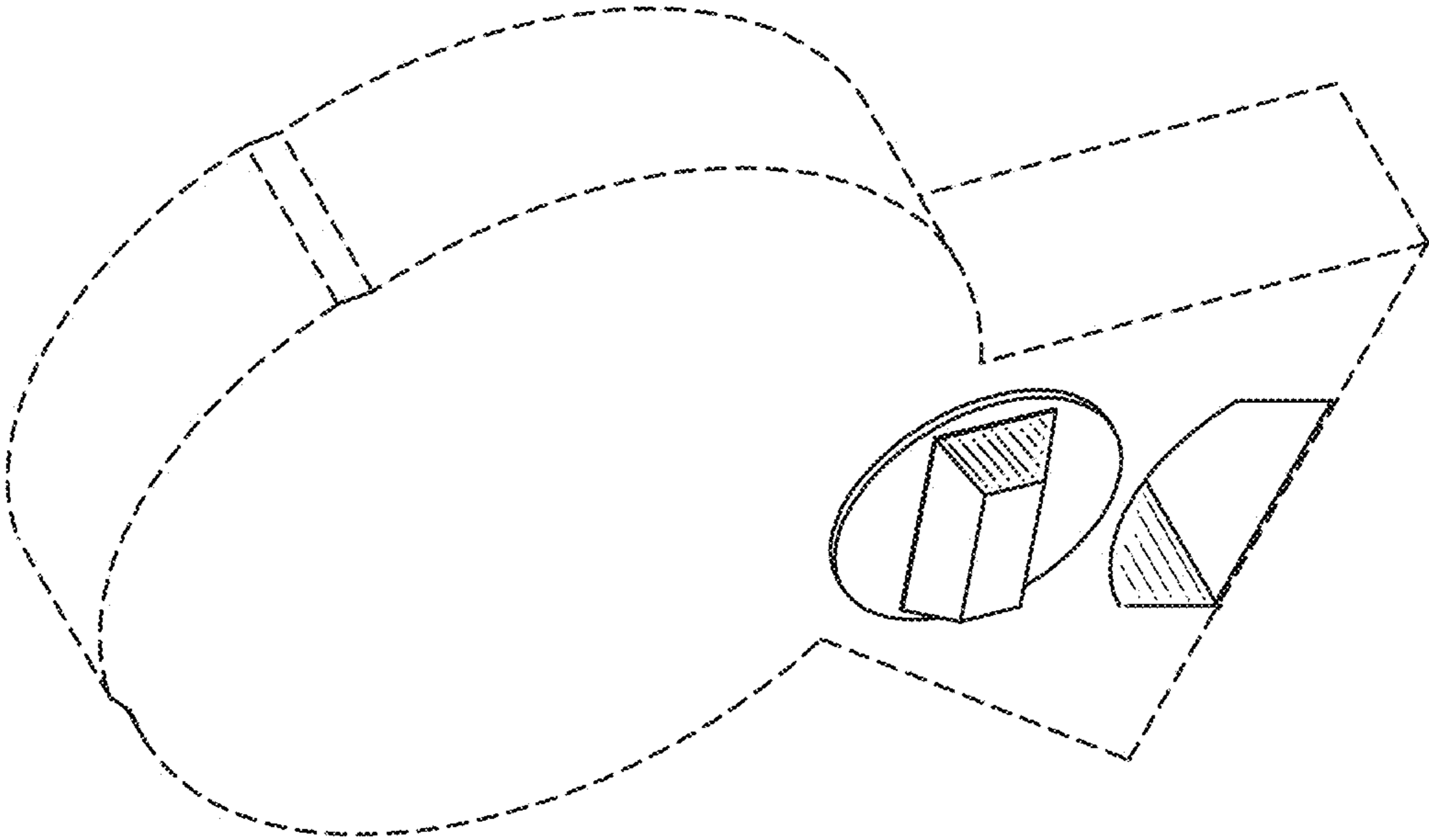


Fig. 1




Fig. 2




Fig. 3

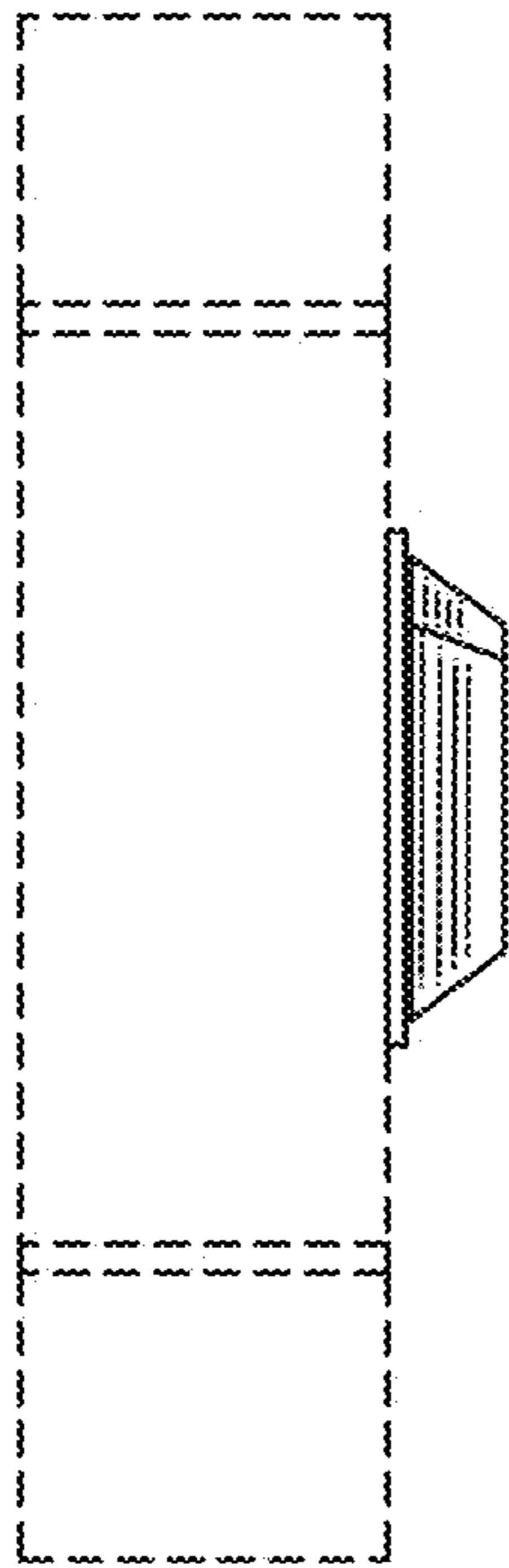


Fig. 4

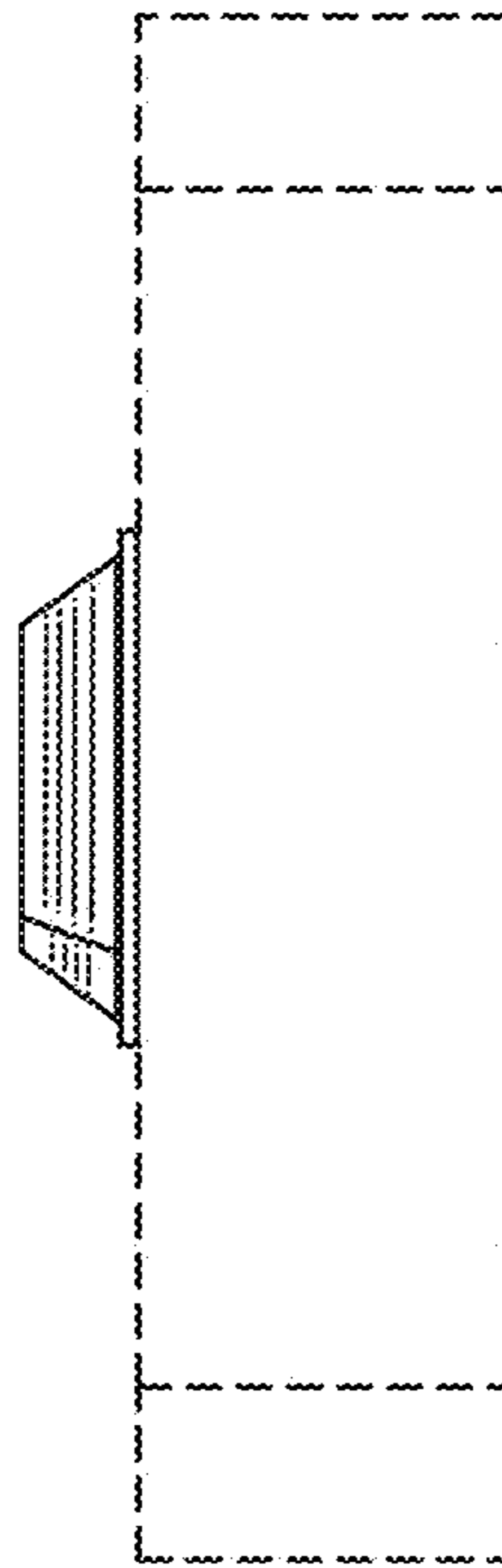


Fig. 5

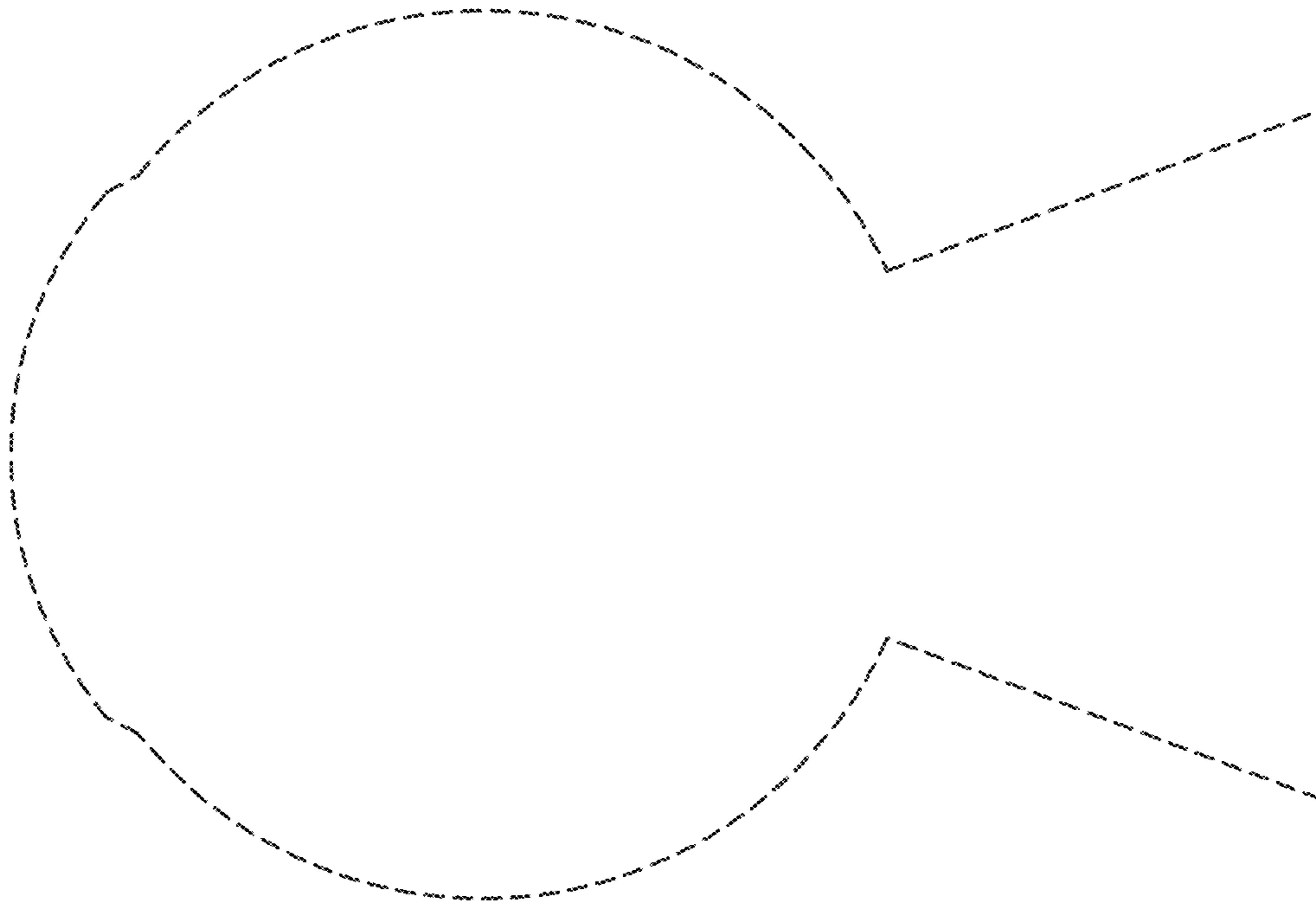


Fig. 7

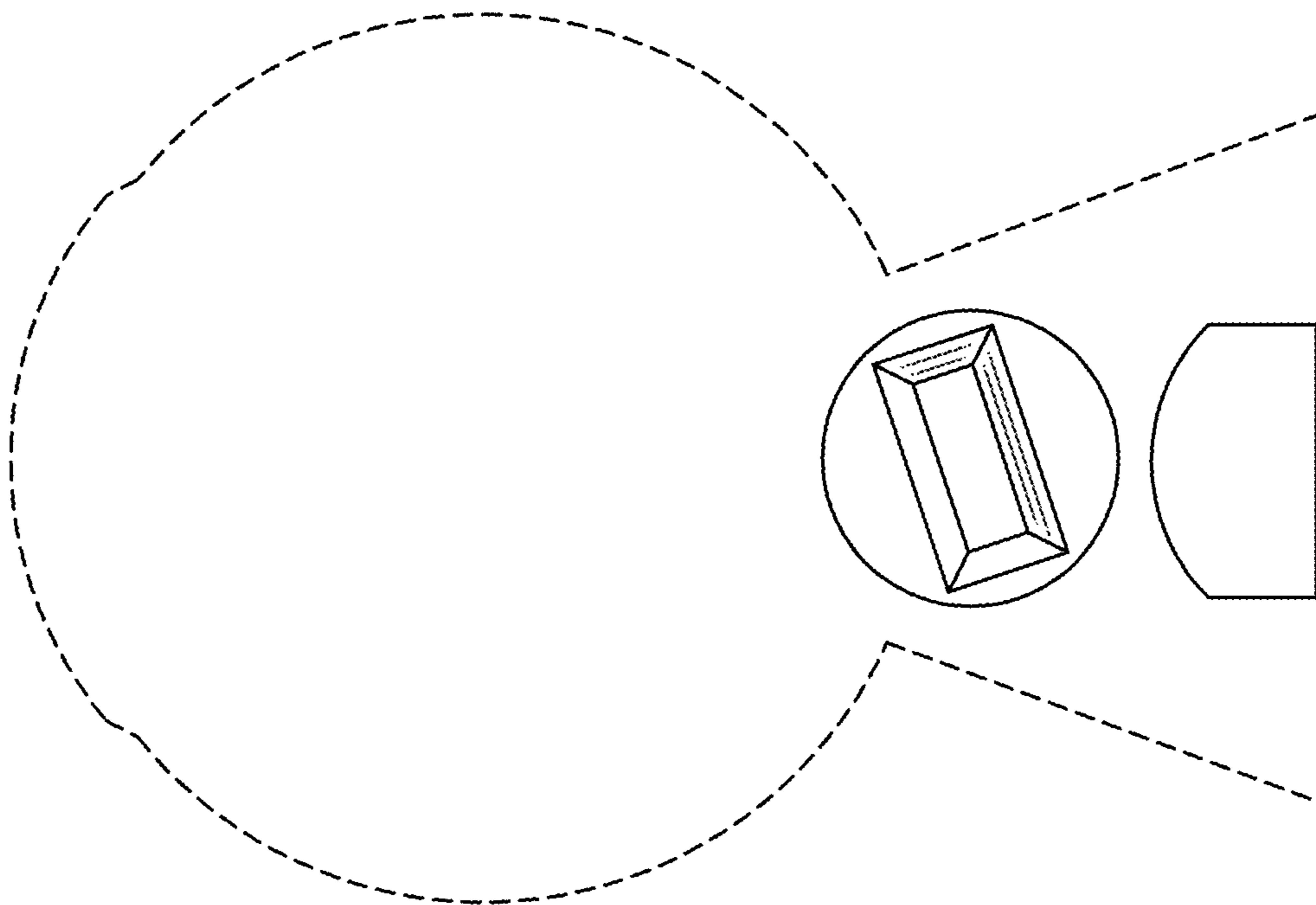


Fig. 6