



US00D923371S

(12) **United States Design Patent**
Liang

(10) **Patent No.:** **US D923,371 S**

(45) **Date of Patent:** **** Jun. 29, 2021**

(54) **RACK**

(71) Applicant: **GUANGZHOU TAOZUN
COMMERCE & TRADING CO.,
LTD.**, Guangzhou (CN)

(72) Inventor: **Weihao Liang**, Foshan (CN)

(73) Assignee: **GUANGZHOU TAOZUN
COMMERCE & TRADING CO.,
LTD.**, Guangzhou (CN)

(**) Term: **15 Years**

(21) Appl. No.: **29/772,243**

(22) Filed: **Mar. 1, 2021**

(51) **LOC (13) Cl.** **06-06**

(52) **U.S. Cl.**
USPC **D6/675.5**

(58) **Field of Classification Search**
USPC D6/672, 675, 675.5, 682, 683, 512, 552,
D6/574; D3/304, 306, 314; D15/89
CPC B65D 1/00; B65D 7/00; B65D 7/10; A47B
55/00; A47B 55/02; A47B 81/00; A47B
81/007; A47F 7/00; A47F 5/10; A47F
5/13; F25D 25/02; F25D 25/025
See application file for complete search history.

(56) **References Cited**

U.S. PATENT DOCUMENTS

D283,472 S * 4/1986 Wattles D6/675.1
D469,985 S 2/2003 Pryor

D470,337 S 2/2003 Clucas
D520,239 S * 5/2006 Rand D3/304
D661,325 S * 6/2012 Yang D15/89
D669,506 S * 10/2012 Czach D15/89
D677,092 S * 3/2013 Kozak D6/566
D716,850 S * 11/2014 Seo D15/89
D773,206 S * 12/2016 Chang D6/566
D796,560 S * 9/2017 Onrat D15/89
D804,225 S * 12/2017 Bian D6/675.5
D873,081 S * 1/2020 Goodman D7/600.1
D890,548 S * 7/2020 Cai D6/574
D904,127 S * 12/2020 Song D7/600.1
D908,451 S * 1/2021 Cash D7/701
D914,312 S * 3/2021 Cheng D32/55
2018/0027994 A1 * 2/2018 Bacallao B62B 3/106

* cited by examiner

Primary Examiner — Kelley A Donnelly

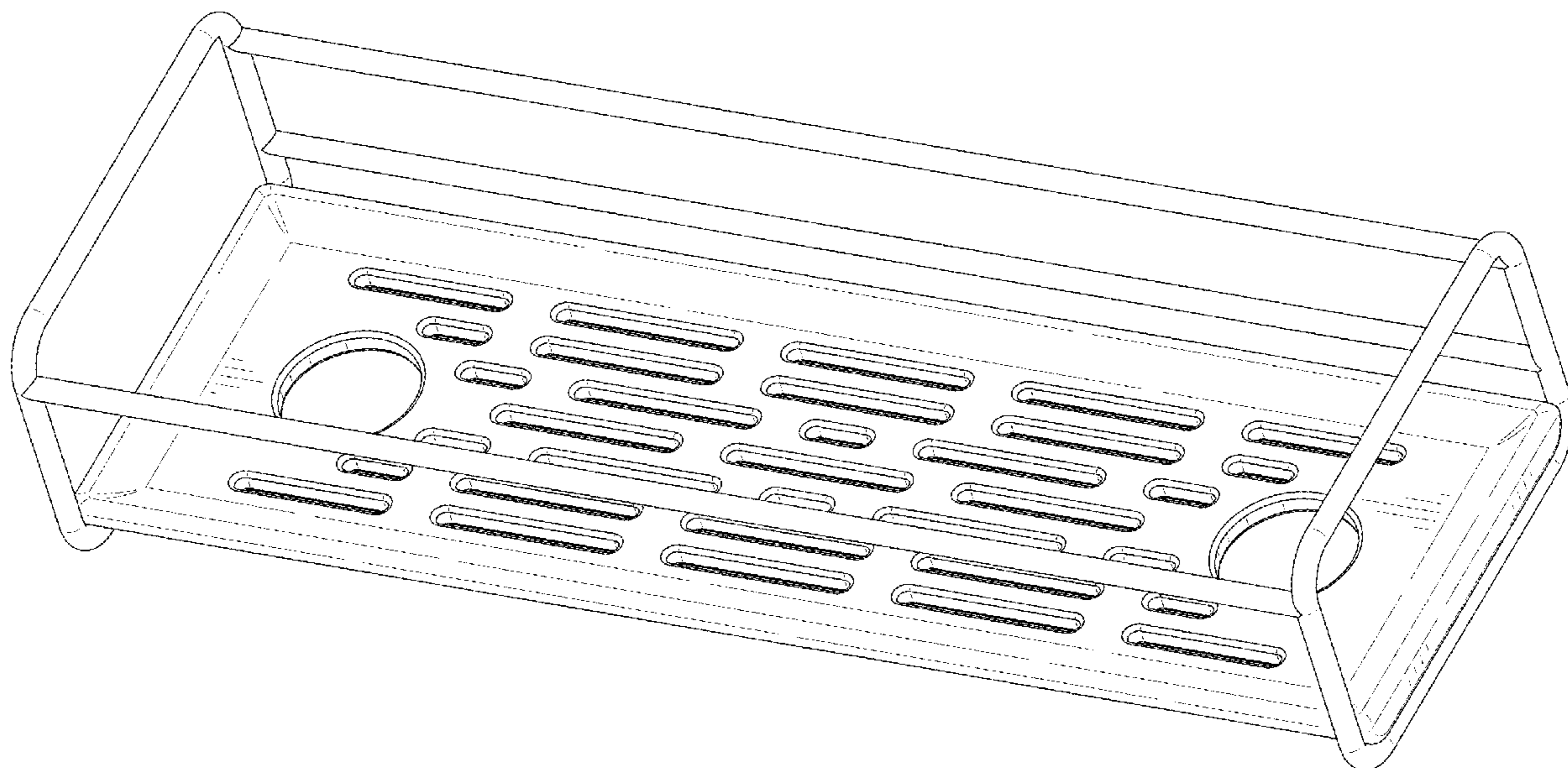
(57) **CLAIM**

The ornamental design for a rack, as shown and described.

DESCRIPTION

FIG. 1 is a perspective view of a rack showing my new design;
FIG. 2 is another perspective view thereof;
FIG. 3 is a front elevational view thereof
FIG. 4 is a rear elevational view thereof;
FIG. 5 is a left side elevational view thereof;
FIG. 6 is a right side elevational view thereof;
FIG. 7 is a top plan view thereof; and,
FIG. 8 is a bottom plan view thereof

1 Claim, 8 Drawing Sheets



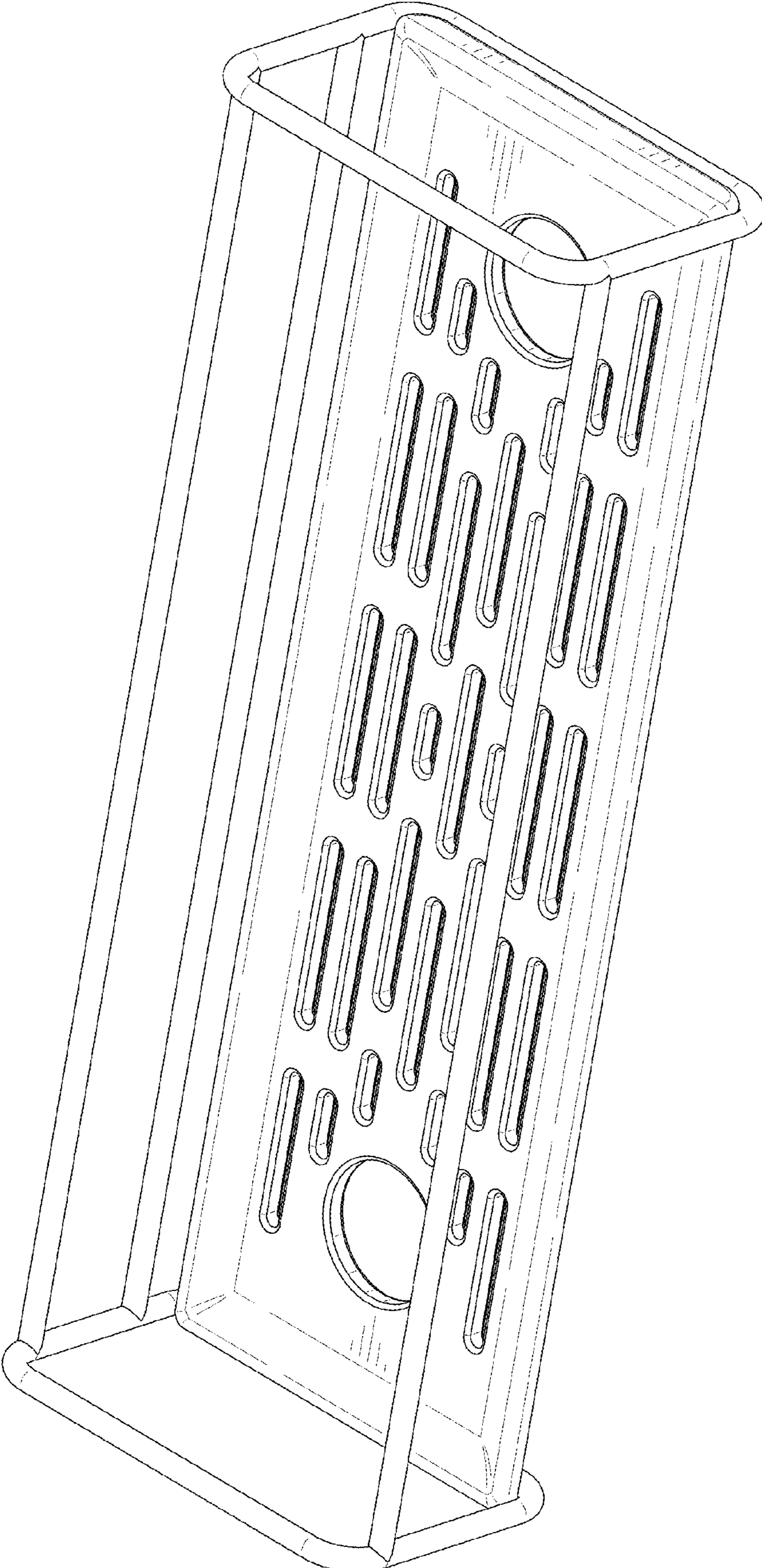


FIG. 1

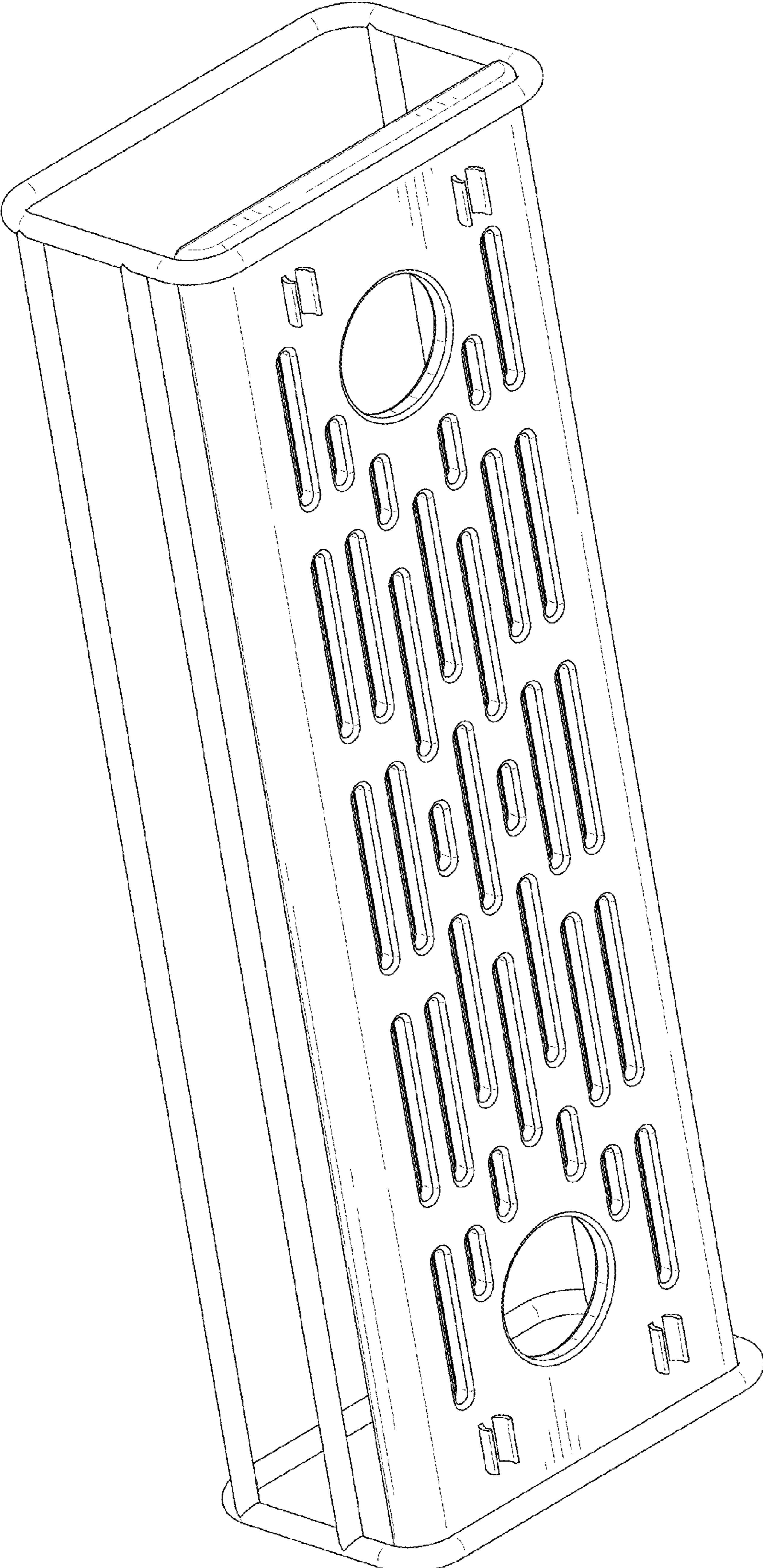


FIG. 2




FIG. 3




FIG. 4




FIG. 5




FIG. 6




FIG. 7




FIG. 8