



US00D923368S

(12) **United States Design Patent** (10) **Patent No.:** **US D923,368 S**  
**Chiang** (45) **Date of Patent:** **\*\* Jun. 29, 2021**

(54) **THREE TIER RISER**  
(71) Applicant: **My Gift Enterprise, LLC**,  
Woodinville, WA (US)  
(72) Inventor: **Cliff Chiang**, Woodinville, WA (US)  
(\*\*) Term: **15 Years**  
(21) Appl. No.: **29/701,859**  
(22) Filed: **Aug. 15, 2019**  
(51) **LOC (13) Cl.** ..... **06-06**  
(52) **U.S. Cl.**  
USPC ..... **D6/675.1**  
(58) **Field of Classification Search**  
USPC ..... D6/672, 675, 675.1, 675.3, 676.3, 705  
CPC ..... A47B 45/00; A47B 47/00; A47B 47/04;  
A47B 47/047; A47B 57/00; A47B 57/06;  
A47B 87/02; A47B 82/0207; A47B  
96/00; A47F 5/0081; A47F 5/10  
See application file for complete search history.

(56) **References Cited**

**U.S. PATENT DOCUMENTS**

2,321,339 A \* 6/1943 Wadsworth ..... A47F 7/02  
206/560  
D181,560 S \* 11/1957 Varnado, Sr. .... D25/65  
D207,564 S \* 5/1967 Hartford ..... D7/600.1  
D642,582 S \* 8/2011 Largy ..... D14/447  
D813,575 S \* 3/2018 Kraemer ..... D6/675.3  
D844,349 S \* 4/2019 Burton ..... D6/672  
D848,768 S \* 5/2019 Johnson ..... D6/662.1

D873,588 S \* 1/2020 Xiaojun ..... D6/675.3  
D882,306 S \* 4/2020 Chiang ..... D6/675.3  
D892,521 S \* 8/2020 Lai ..... D6/675.3

\* cited by examiner

*Primary Examiner* — Kelley A Donnelly  
(74) *Attorney, Agent, or Firm* — Dean A. Craine

(57) **CLAIM**

The ornamental design for a three tier riser, as shown and described.

**DESCRIPTION**

This patent contains at least one drawing/photograph executed in color. Copies of this patent with colored drawing(s)/photograph(s) will be provided by the Office upon request and payment of the necessary fee.

FIG. 1 is a top perspective view of a three tier riser, showing my invention.

FIG. 2 is a front elevational view of the invention shown in FIG. 1.

FIG. 3 is a rear elevational view thereof.

FIG. 4 is a top plan view thereof.


FIG. 5 is a bottom plan view thereof.

FIG. 6 left side elevational view thereof.

FIG. 7 is a right side elevational view thereof; and,


FIG. 8 is a right-side perspective view showing only the bottom single tier of the riser.

**1 Claim, 8 Drawing Sheets**  
**(8 of 8 Drawing Sheet(s) Filed in Color)**







*FIG. 1*




*FIG. 2*




*FIG. 3*




*FIG. 4*



*FIG. 5*




*FIG. 6*



*FIG. 7*





*FIG. 8*