



US00D923364S

(12) **United States Design Patent**
Hooker

(10) **Patent No.:** **US D923,364 S**

(45) **Date of Patent:** **** Jun. 29, 2021**

- (54) **YOGA EXERCISE TOWEL**
- (71) Applicant: **Irie Cristhine Hooker**, Miami, FL
(US)
- (72) Inventor: **Irie Cristhine Hooker**, Miami, FL
(US)
- (**) Term: **15 Years**
- (21) Appl. No.: **29/692,292**
- (22) Filed: **May 23, 2019**
- (51) **LOC (13) Cl.** **06-13**
- (52) **U.S. Cl.**
USPC **D6/608**
- (58) **Field of Classification Search**
USPC D6/582–583, 587–592, 595–609,
D6/617–622; D28/7, 8.1
CPC A47G 9/00; A47G 2009/001; A47G
2009/002; A47G 2009/003; A47G
2009/005; A47G 2009/006; A47G 9/02;
A47G 9/0215; A47G 9/0223; A47G
9/023; A47G 9/0238; A47G 9/06; A47G
9/062; A47G 9/066; A47G 9/068; A47G
9/0248; A47G 9/08; A47G 9/04; A47G
11/002; A47G 11/001; A47G 11/003
See application file for complete search history.

- (56) **References Cited**
U.S. PATENT DOCUMENTS
D699,978 S * 2/2014 Hasta D6/582
D707,057 S * 6/2014 Hasta D6/582
8,966,681 B2 * 3/2015 Burch A63B 21/4037
5/417
D733,461 S * 7/2015 Diaz D6/592
D739,161 S * 9/2015 Seymour D6/582

- 9,211,437 B2 * 12/2015 Soba A63B 21/151
- D785,105 S * 4/2017 Armitage D21/686
- D791,501 S * 7/2017 Nguyen D6/582
- 9,821,190 B2 * 11/2017 Tsai A63B 21/4037
- D805,811 S * 12/2017 Armitage D6/582
- D835,433 S * 12/2018 Moore D6/608
- D854,352 S * 7/2019 Thacker D6/582
- D862,926 S * 10/2019 Ren D6/582
- D879,503 S * 3/2020 Fu D6/582
- 10,786,702 B2 * 9/2020 DeRaimo A63B 21/4037
- 2003/0017915 A1 * 1/2003 Prinzmetal A63B 6/00
482/23
- 2012/0227181 A1 * 9/2012 Cintas A47C 31/105
5/420
- 2012/0233772 A1 * 9/2012 Wang A47G 27/0237
5/417
- 2014/0007345 A1 * 1/2014 Hasta A47G 27/0237
5/417
- 2014/0242357 A1 * 8/2014 Morris A63B 21/4037
428/196
- 2017/0319896 A1 * 11/2017 Kramer A47G 27/0237

* cited by examiner

Primary Examiner — Jennifer L Rempfer

(57) **CLAIM**

The ornamental design for a yoga exercise towel, as shown.

DESCRIPTION

FIG. 1 is a perspective view of a yoga exercise towel showing my new design;
 FIG. 2 is a top plan view thereof, the bottom plan view being a mirror image thereof;
 FIG. 3 is a right side elevation view thereof, the left side view being a mirror image thereof; and,
 FIG. 4 is a front elevation view thereof, the rear view being a mirror image thereof.

1 Claim, 4 Drawing Sheets

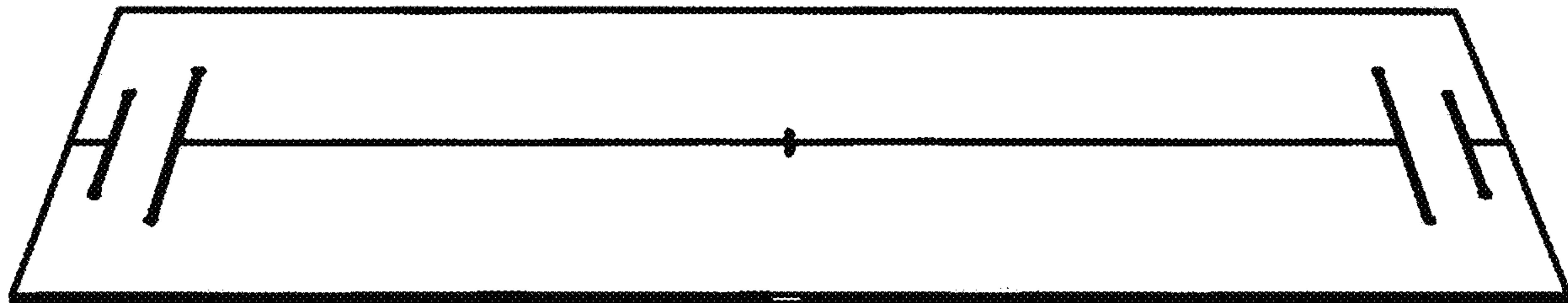


Fig. 1

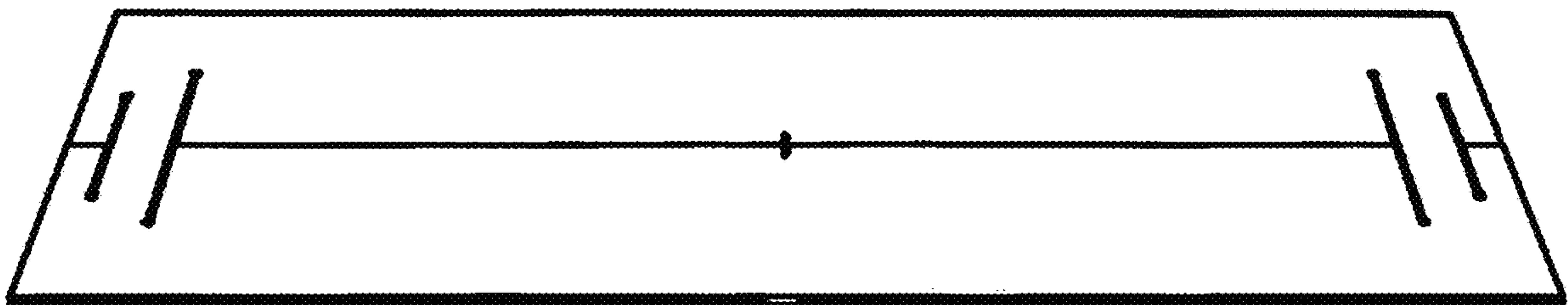


Fig. 2

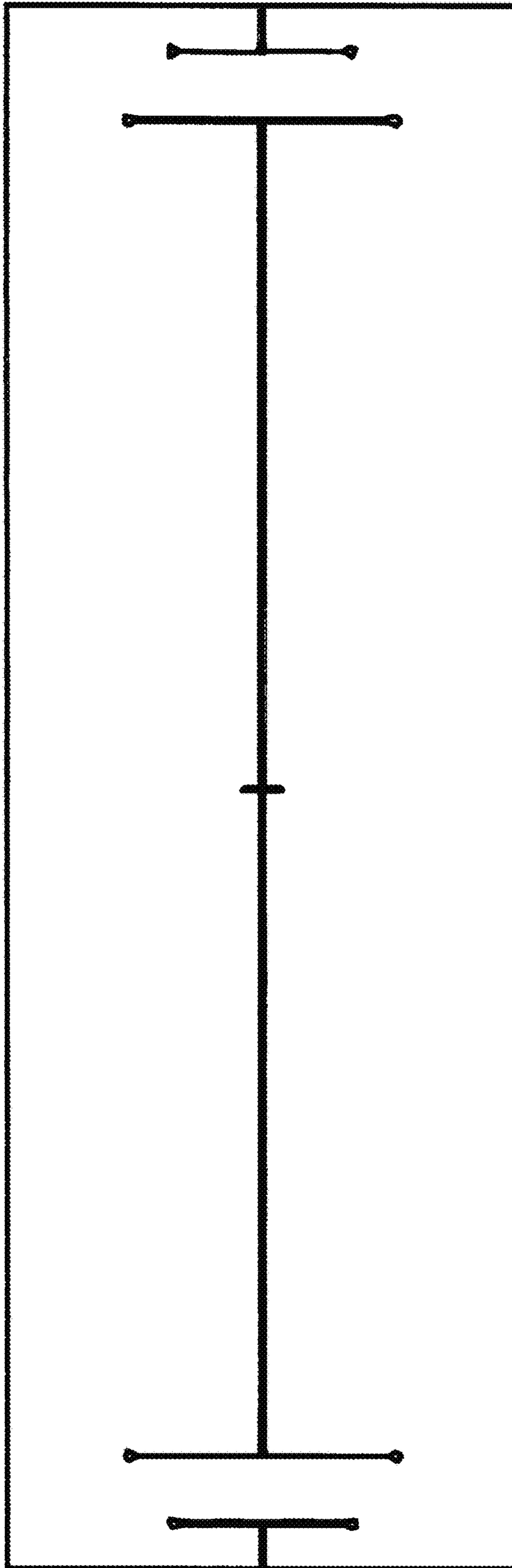


Fig. 3

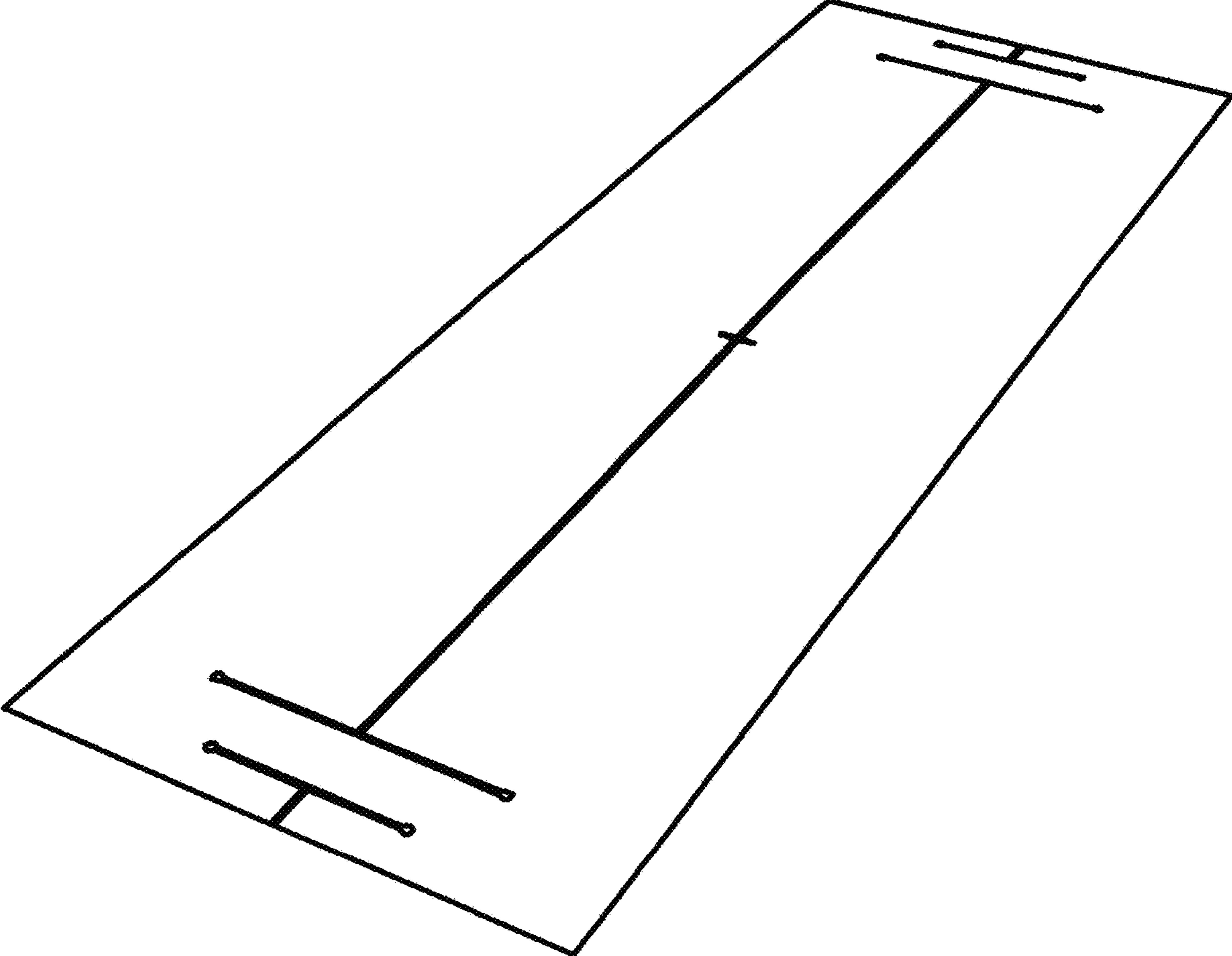


Fig. 4

